

# Daily Derivatives & Market Report

## CONTENTS

Page No.	Particulars
2	Market Summary
3	Nifty Futures – Derivatives Snap
4	Bank Nifty Futures – Derivatives Snap
5	Activity in Nifty Options
6	What do Nifty Technical suggest
7	Derivative Analysis
8	Disclaimer

## Index Trend Analysis

Pivot(Daily)	Close	S2	S1	Pivot	R1	R2	Daily	Weekly	Monthly
Nifty	9989	9932	9960	9988	10017	10044	Buy	Buy	Buy
Sensex	31847	31701	31774	31855	31928	32009	Buy	Buy	Buy
Nifty Futures	10017	9962	9989	10011	10038	10060	Buy	Buy	Buy
Bank Nifty	24252	24085	24168	24240	24323	24395	Buy	Buy	Sell
CNX IT	10680	10594	10637	10666	10709	10737	Buy	Buy	Buy

## Market Summary

Domestic Indices	Close	Points	% Chg
SENSEX	31846.8	32.67	0.10
NIFTY	9988.75	9.05	0.09
MIDCAP	15834.1	-6.02	-0.04
SMLCAP	16733.0	103.8	0.62
BSEFMC	10122.5	65.97	0.66
AUTO	24597.5	12.50	0.05
POWER	2223.5	-13.23	-0.59
REALTY	2153.2	46.36	2.20
BSE IT	10148.7	39.58	0.39
BANKEX	27293.6	83.3	0.31
OILGAS	15309.9	-156.6	-1.01
METAL	14190.0	28.3	0.20

Currency Futures	Close	Pre. Pts	% Chg
27-Oct-17 EUR-INR	77.02	76.86	0.26
27-Oct-17 USD-INR	65.53	65.55	-0.02
27-Oct-17 GBP-INR	86.40	85.78	0.72
27-Oct-17 JPY-INR	58.20	58.06	0.19

Advance/ Decline	Adv	Dec	Un Ch.
NSE	984	751	68
BSE	1535	1175	145

FII/DII Capital Mkt*	Buy	Sell	Net
FII	2883	3358	(475)
DII	2585	2530	55

\*NOTE: - FII AND DII data figure is provisional

## Market Commentary

Indian equity benchmarks ended the volatile day of trade with marginal gains on Monday, as traders remained on sidelines ahead of July-September quarter earnings, slated to be released this week. Soon after a cautious start, markets gained momentum and regained their crucial 10,000 (Nifty) and 31,900 (Sensex) levels, as traders took encouragement with the GST Council on Friday announcing a slew of decisions to reduce compliance burden, including the eventual setting up of an e-wallet for input tax credits for exporters, and the option for small businesses to file returns and pay taxes only once a quarter. The GST Council also reduced the tax rates on 27 items. Some support also came with Finance Minister Arun Jaitley stating that government's initiatives like Swachh Bharat, Goods and Services Tax (GST) and demonetisation are having desired impact, with the latter two resulting in increasing tax compliance and squeezing quantum of cash in the economy. Traders also took note of Revenue Secretary Hasmukh Adhia's statement that the government will clear pending GST refunds of exporters by November-end and over the next six months no tax will be levied on exports as the Council has decided to revert to the pre-GST era.

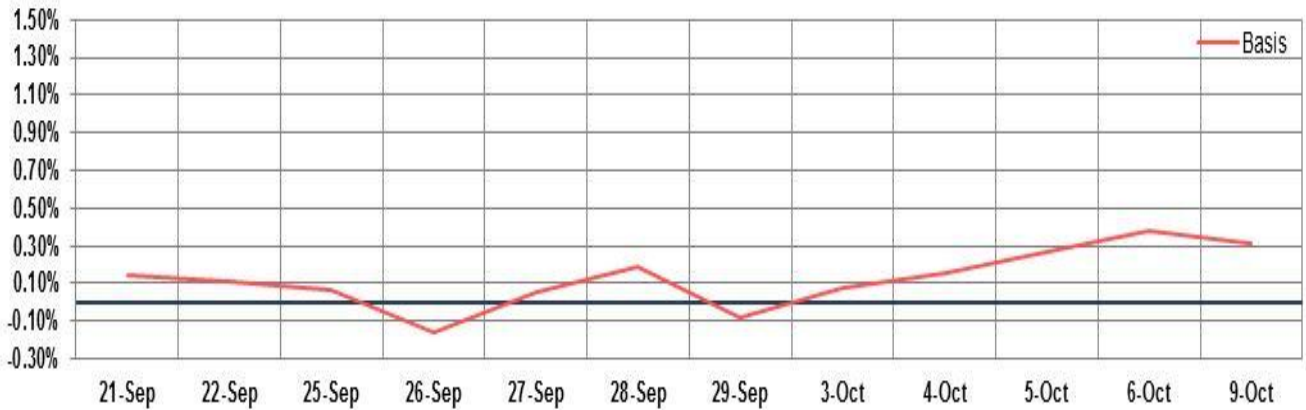
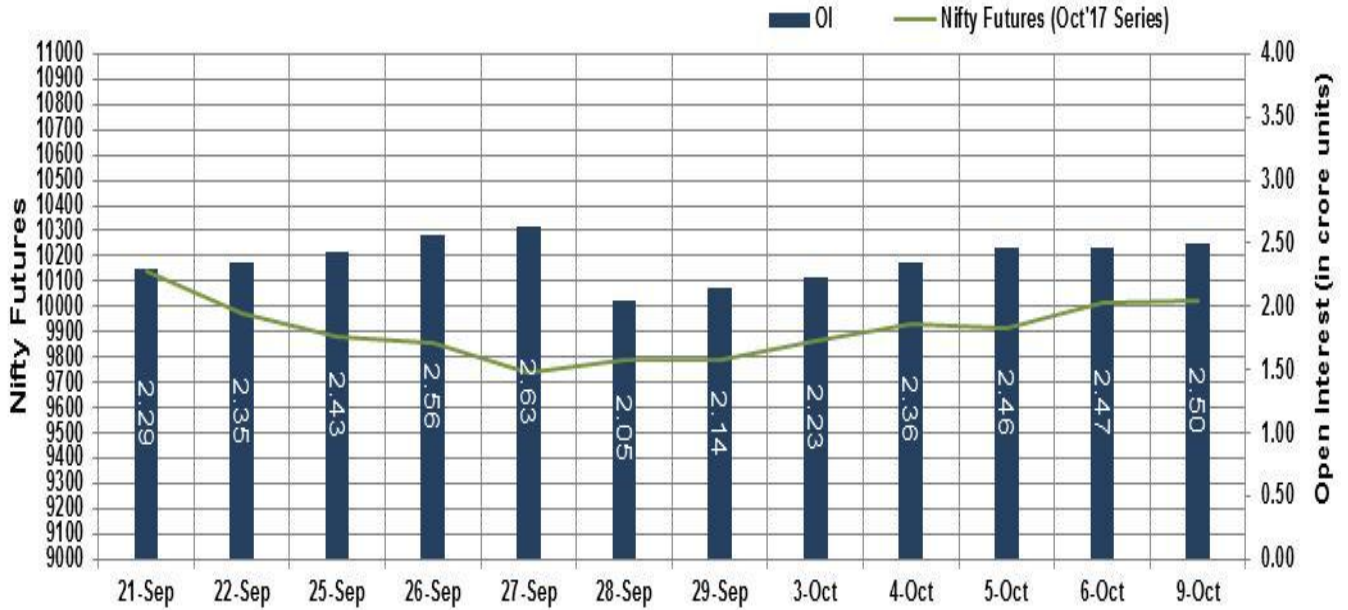
On the global front, European markets made a weak start on Monday. Britain's statistics office said that it had underestimated the pace of growth in costs in the labor market, one of the pieces of data that the Bank of England is looking at as it considers whether to raise interest rates next month.

## Market Turnover & FII Derivative Data

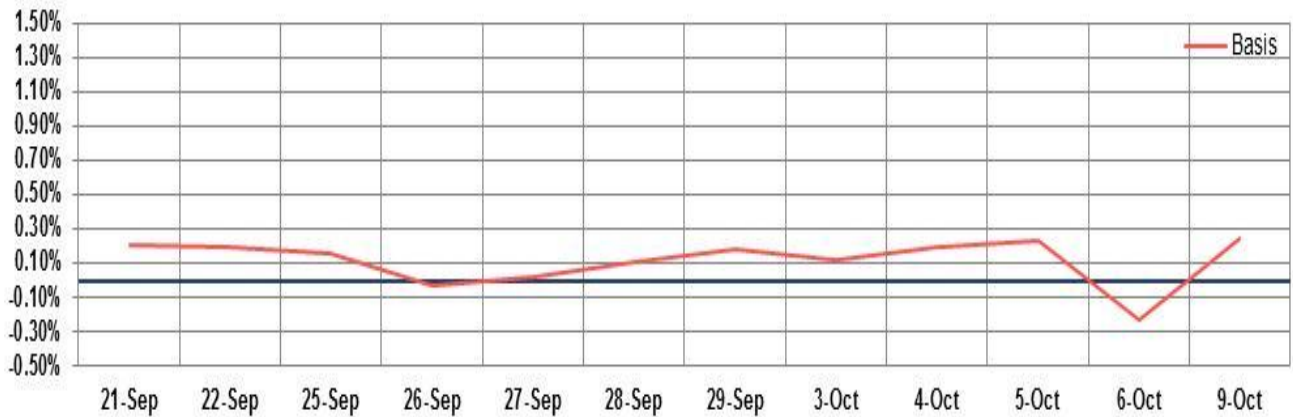
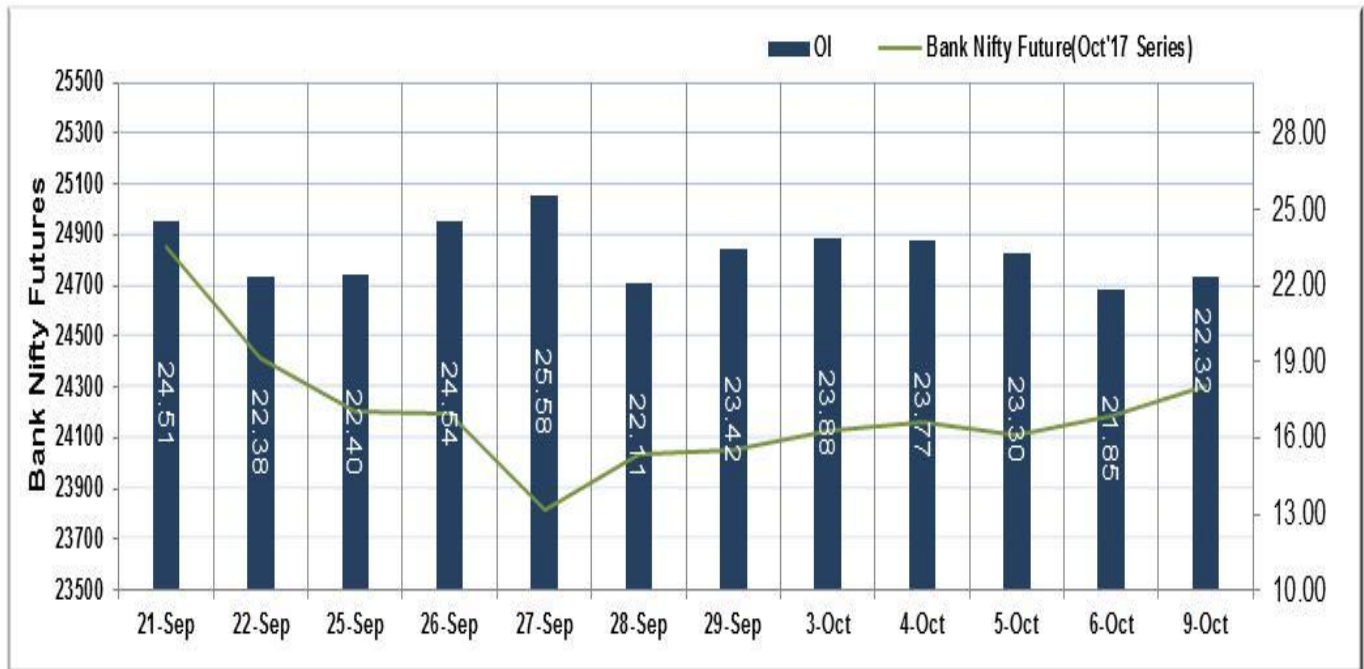
Market TO	Current	Previous	Net%
BSE CASH	3666	3348	10
NSE CASH	24579	27878	(12)
NSE FO	371922	359536	3

FII Derivatives	Buy	Sell	Net
Ind. Futures	941	971	(30)
Ind. Options	29666	28785	881
Stk. Futures	5338	5557	(219)
Stk. Options	4340	4274	66

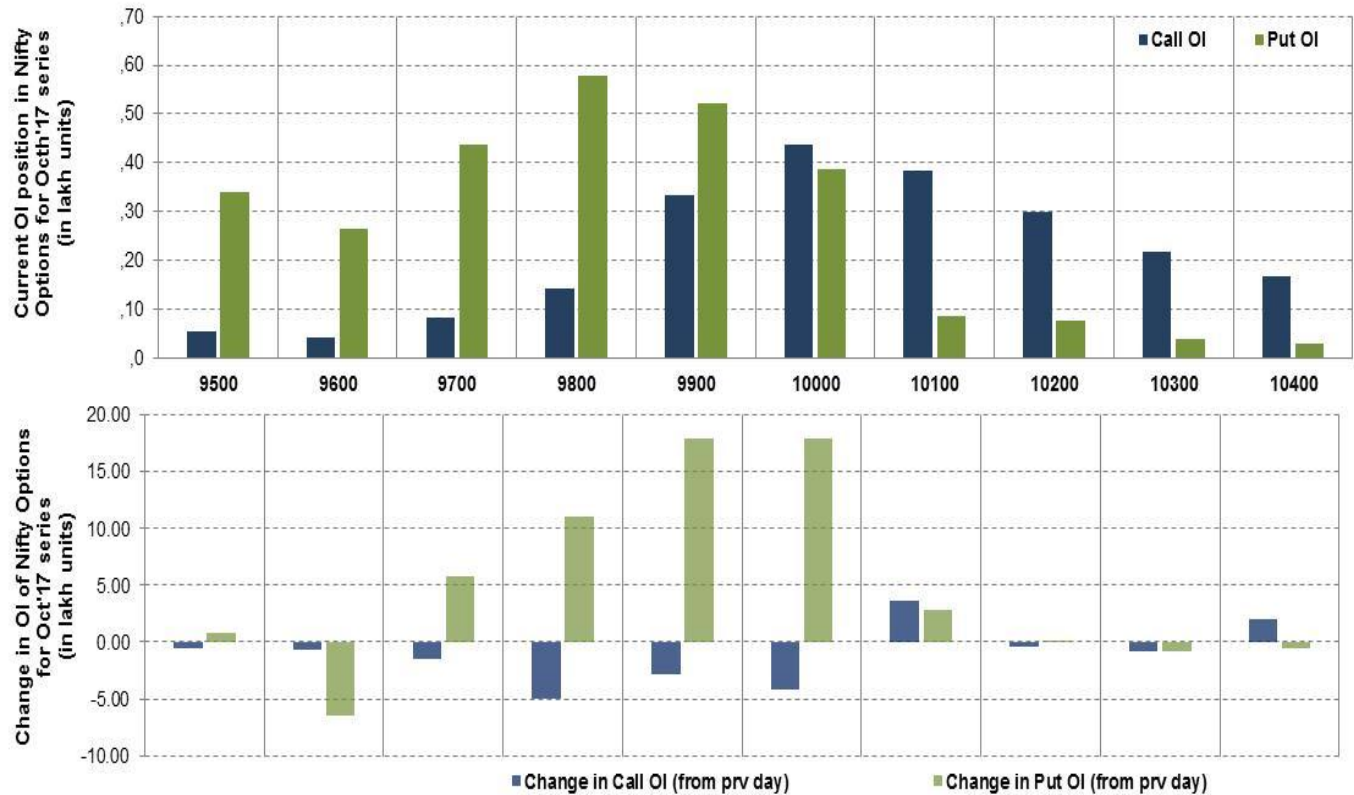
# Nifty Futures



## Bank Nifty Futures



## Nifty Options



Note – Change in OI of Nifty Options refers to change from previous trading day  
 Source-NSE, SIHL Derivatives Research (Institutional Equities)

- Among Nifty calls 10,000 SP from the Oct month expiry was the most active call with a reduction of 0.41 million in open interest.
- Among Nifty puts, 9,800 SP from the Oct month expiry was the most active put with an addition of 1.09 million open interests.
- The maximum OI outstanding for Calls was at 10,000 SP (4.36mn) and that for Puts was at 9,800 SP (5.78).

## Nifty Technical & Indices Levels

1-Nifty 50 - 09/10/17

Avg Avg



Nifty Cash prices have settled at 9988.75 up by 0.09% from its previous close. On the upper side it has resistance of 10050 and 10100 levels, while lower side it has support of 9900 and 9850 levels. Intraday traders should be cautious and take position accordingly.

Fresh Longs ↑ Open Interest ↑ Price					
Script	Prev. OI	Cur. OI	% Chg. OI	LTP	Price % Chg
SRF	646,500	910,000	40.76	1755.00	10.62
IDFC	140,368,800	159,310,800	13.49	64.95	8.16
TATAELXSI	1,522,400	1,724,000	13.24	869.05	4.27
PCJEWELLER	9,924,000	11,232,000	13.18	383.00	1.94
Short-Covering ↓ Open Interest ↑ Price					
Script	Prev. OI	Cur. OI	% Chg. OI	LTP	Price % Chg
IGL	1,198,450	1,186,900	-0.96	1450.75	0.07
SREINFRA	8,900,000	8,755,000	-1.63	108.20	2.03
CHENNPETRO	2,596,500	2,547,000	-1.91	429.90	3.30
HEXAWARE	2,211,000	2,133,000	-3.53	268.70	0.81
Fresh Shorts ↑ Open Interest ↓ Price					
Script	Prev. OI	Cur. OI	% Chg. OI	LTP	Price % Chg
POWERGRID	19,820,000	23,712,000	19.64	201.90	-1.87
APOLLOTYRE	13,722,000	16,173,000	17.86	239.25	-1.75
AMARAJABAT	1,970,400	2,260,800	14.74	688.75	-2.40
UBL	883,400	987,000	11.73	843.05	-1.97
Long Unwinding ↓ Open Interest ↓ Price					
Script	Prev. OI	Cur. OI	% Chg. OI	LTP	Price % Chg
ESCORTS	3,689,400	3,630,000	-1.61	697.50	-0.29
BEML	2,495,400	2,454,000	-1.66	1708.35	-2.19
CEATLTD	1,614,900	1,579,200	-2.21	1753.50	-0.08
GAIL	17,550,000	17,094,000	-2.60	446.55	-1.15

#### Disclaimer:

The Information provided by SMS or in newsletter or in any document has been prepared by Shah Investor's Home Ltd (SIHL). The Information provided by SMS or in newsletter does not constitute an offer or solicitation for the purchase or sale of any financial instrument or as an official confirmation of any transaction. The information contained herein is from publicly available data or other sources believed to be reliable, but we do not represent that it is accurate or complete and it should not be relied on as such. SIHL or any of its affiliates/ group companies shall not be in any way responsible for any loss or damage that may arise to any person from any inadvertent error in the information contained in this report or SMS. This Information provided by SMS, reports or in newsletter is provided for assistance only and is not intended to be and must not alone be taken as the basis for an investment decision. The user assumes the entire risk of any use made of this information. Each recipient of this Information provided by SMS, report or in newsletter should make such investigation as it deems necessary to arrive at an independent evaluation of an investment in the securities of companies referred to in this information provided by SMS, report or in newsletter (including the merits and risks involved), and should consult his own advisors to determine the merits and risks of such investment. The investment discussed or views expressed may not be suitable for all investors. This information is strictly confidential and is being furnished to you solely for your information.

The information should not be reproduced or redistributed or passed on directly or indirectly in any form to any other person or published, copied, in whole or in part, for any purpose. The information provided by report or SMS is not directed or intended for distribution to, or use by, any person or entity who is a citizen or resident of or located in any locality, state, country or other jurisdiction, where such distribution, publication, availability or use would be contrary to law, regulation or which would subject SIHL and affiliates/ group companies to any registration or licensing requirements within such jurisdiction. The distribution of this Information provided by SMS or in newsletter in certain jurisdictions may be restricted by law, and persons in whose possession this Information provided by SMS or in newsletter comes, should inform themselves about and observe, any such restrictions. The information given or Information provided by SMS, report or in newsletter is as of the date of the issue date of report or the date on which SMS provided and there can be no assurance that future results or events will be consistent with this information. This information is subject to change without any prior notice. SIHL reserves the right to make modifications and alterations to this statement as may be required from time to time. However, SIHL is under no obligation to update or keep the information current.

Nevertheless, SIHL is committed to providing independent and transparent recommendation to its client and would be happy to provide any information in response to specific client queries. Neither SIHL nor any of its affiliates, group companies, directors, employees, agents or representatives shall be liable for any damages whether direct, indirect, special or consequential including lost revenue or lost profits that may arise from or in connection with the use of the information. Past performance is not necessarily a guide to future performance. The disclosures of interest statements incorporated in the Information provided by SMS, report or in newsletter are provided solely to enhance the transparency and should not be treated as endorsement of the views expressed in the report. The analyst for this report certifies that all of the views expressed in this report accurately reflect his or her personal views about the subject company or companies and its or their securities, and no part of his or her compensation was, is or will be, directly or indirectly related to specific recommendations or views expressed in this report.

#### About Us:

Shah Investor's Home Ltd (SIHL) is an ISO 9001:2008 Certified financial Services Company established in 1994 at Ahmadabad, Gujarat. Customer satisfaction is guaranteed through our diversified product portfolio, professional management and customer first attitude. SIHL was the first broking house in Gujarat with membership in National Securities Depository Ltd (NSDL) and was the first broking name providing services in NSE F&O in Ahmedabad. Today, SIHL ranks among the top most players in Gujarat in retail stock broking area with 45 branches, 350 franchisee across India and providing service to more than 1,25,000 clients.