

Morning Mantra

MARKET PREVIEW FROM SHAH INVESTOR'S HOME LIMITED'S VIEW

ISO 9001 : 2015 Certified



Table of Contents

Page No.	Particulars
1	Market Commentary
2	Market Summary and Numbers that matter
3	G-Sec Yields, Currency Futures, Dollar Index, Key Commodities Tracker & Index Trend Analysis
4	Nifty Technical
5	Nifty Futures
6	Bank Nifty Futures
7	Nifty Options
8	Disclaimer

MARKET COMMENTARY

Indian equity benchmarks ended in green terrain on Thursday's trading session. After a cautious start of the day, key indices remained lower during morning deals, with rating agency Moody's statement that India's fiscal deficit projections are higher than expected and slower consolidation will constrain its fiscal strength over the medium term. It also expects India's nominal GDP growth to rise to closer to 17 percent in fiscal 2021, higher than 14.4 percent projected in the Budget.

But, markets turned positive in noon deals, as the Corporate Affairs Ministry has revised the definition of small companies under the Companies Act by increasing their thresholds for paid-up capital from 'not exceeding Rs 50 lakh' to 'not exceeding Rs two crore' and turnover from 'not exceeding Rs two crore' to 'not exceeding Rs 20 crore'. A Ministry release said the step, in line with the government's vision, is expected to benefit more than two lakh companies in terms of lesser compliances, lesser filing fees and lesser penalties in the event of any defaults.

In the last hour of trade, indices added more gains, after the Finance Ministry has released the 14th installment of Rs 6,000 crore to states to meet the GST compensation shortfall, taking the total amount of fund released so far to Rs 84,000 crore. Till now, 76 per cent of the total estimated GST compensation shortfall has been released to states and 3 UTs. Out of this, an amount of Rs 76,616.16 crore has been released to 23 states and Rs 7,383.84 crore to the 3 UTs with Legislative Assembly (Delhi, J&K, Puducherry).

On the global front, European markets were trading higher, as investors awaited a monetary policy decision from the Bank of England. Asian markets finished mostly lower on Thursday, even after Thailand's central bank left its key interest rate unchanged at a record low on Wednesday as uncertainties surrounding the economic outlook remained high. The Monetary Policy Committee of Bank of Thailand unanimously decided to retain the interest rate at 0.50 percent. The bank had reduced the rate by 25 basis points in May 2020. The committee reiterated that it stands ready to use additional appropriate monetary policy tools if necessary.

MARKET SUMMARY

Domestic Indices	Close	Points	% Change
SENSEX	50614.59	358.54	0.71
NIFTY	14895.55	105.70	0.71
MIDCAP	19594.94	280.70	1.45
SMLCAP	19148.74	229.27	1.21
BSEFMC	12718.46	281.46	2.26
AUTO	24531.53	274.19	1.13
POWER	2226.63	55.62	2.56
REALTY	2688.33	25.76	0.97
BSE IT	25656.34	-69.26	-0.27
BANDEX	39941.18	631.08	1.61
OIL GAS	14761.82	190.93	1.31
METAL	12236.38	237.20	1.98
INDIA VIX	23.12	-0.63	-2.63

ADVANCE-DECLINE

Index	Advance	Decline	Unchanged
NSE	1211	704	83
BSE	1808	1176	144

MARKET TURNOVER (₹ in Crs)

Segment	Current	Previous	Net %
BSE CASH	6544	6158	6
NSE CASH	90422	91595	(1)
NSE F&O	8455619	4211838	101

KEY INDICES RATIOS

INDEX	P/E	P/B	Dividend Yield
NIFTY	40.81	4.22	1.07
SENSEX	34.42	3.43	0.79

FII & DII - CAPITAL MARKETS (₹ in Crs)

FII-DII*	Buy	Sell	Net
DII	6314	7083	(769)
FII	11827	9890	1937

Note: FII & DII Figures are provisional

FII DERIVATIVES (₹ in Crs)

FII	Buy	Sell	Net
Index Futures	4558.04	6113.15	(1555)
Index Options	934819.58	928113.14	6706
Stock Futures	15780.05	15261.63	518
Stock Options	12545.43	12581.14	(36)

PUT-CALL RATIO

Index	Current	Previous
NIFTY	1.52	1.46
BANK NIFTY	1.60	1.54

SECURITIES BAN FOR TRADE IN F&O FOR 05-02-2021

PNB
SAIL

10-YEAR GOVERNMENT SECURITIES YIELD

Country	Current	Previous	% Chg
INDIA	6.074	6.084	-0.16
USA	1.134	1.131	0.27

DOLLAR INDEX

Dollar Index	Current	Previous	% Chg
DXY	91.53	91.52	0.01

CURRENCY FUTURES

Expiry	Close	Chg Point	% Chg
24-Feb-21 USD-INR	73.12	-0.002	-0.003
24-Feb-21 EUR-INR	87.78	-0.215	-0.244
24-Feb-21 GBP-INR	99.36	-0.437	-0.438
24-Feb-21 JPY- INR	69.51	-0.175	-0.251

KEY COMMODITIES TRACKER

Commodity	Current	Chg Point	% Chg
Gold	1794.35	-1.55	-0.09
Silver	26.28	-0.04	-0.14
Crude-Oil	56.77	0.54	0.96
Brent-Crude	59.34	0.50	0.85

INDEX TREND ANALYSIS

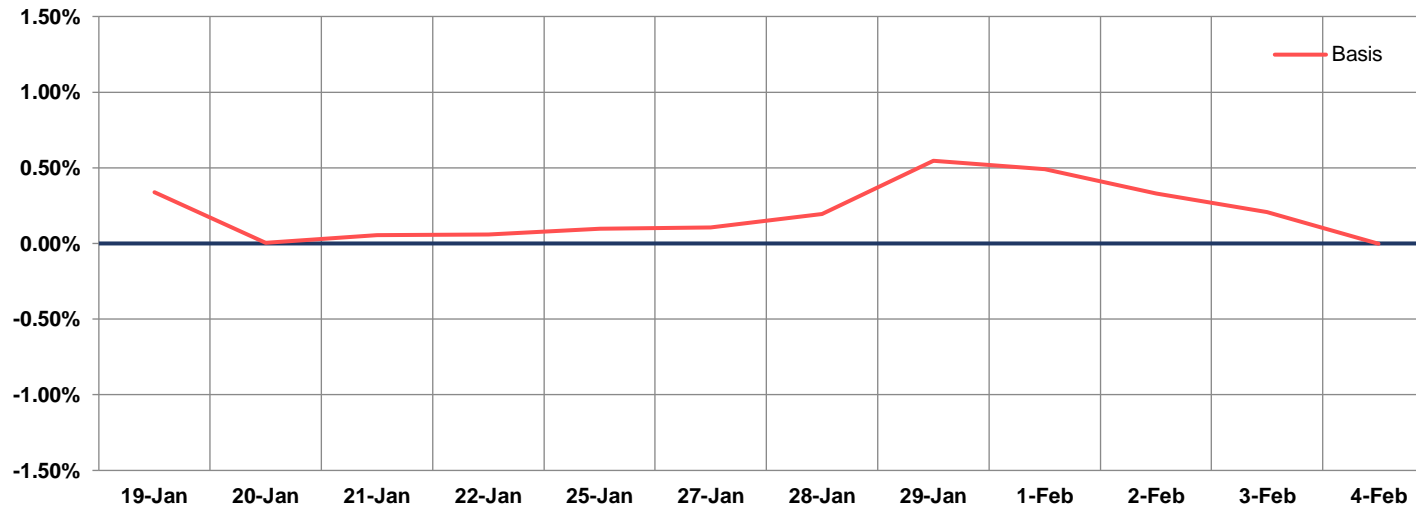
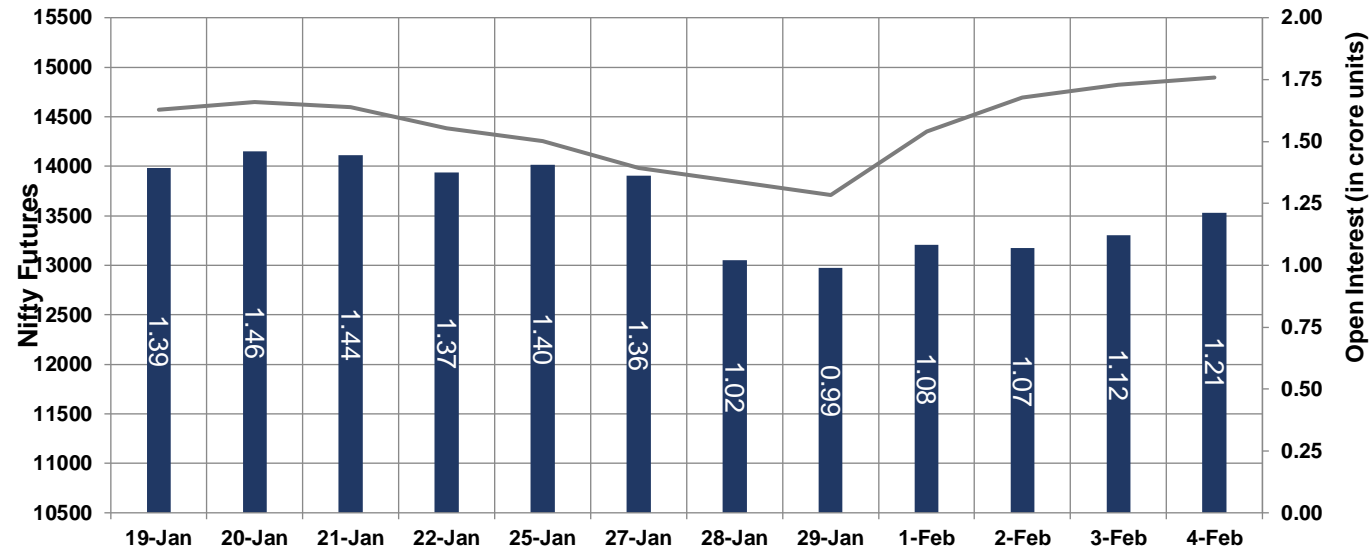
INDEX	CLOSE	S2	S1	PIVOT	R1	R2	DAILY	WEEKLY	MONTHLY
NIFTY	14896	14642	14769	14841	14968	15040	Buy	Neutral	Buy
SENSEX	50614	49648	50131	50409	50892	51170	Buy	Neutral	Buy
NIFTY FUTURES	14890	14646	14768	14853	14975	15060	Buy	Neutral	Buy
BANK NIFTY	35345	33825	34585	34999	35759	36173	Buy	Neutral	Buy
CNX IT	25570	25289	25429	25646	25787	26003	Neutral	Neutral	Buy
CNX MIDCAP	22673	22210	22442	22590	22821	22969	Buy	Neutral	Buy
CNX SMALLCAP	7617	7462	7539	7583	7661	7704	Buy	Neutral	Buy

NIFTY TECHNICAL & INDICES LEVEL

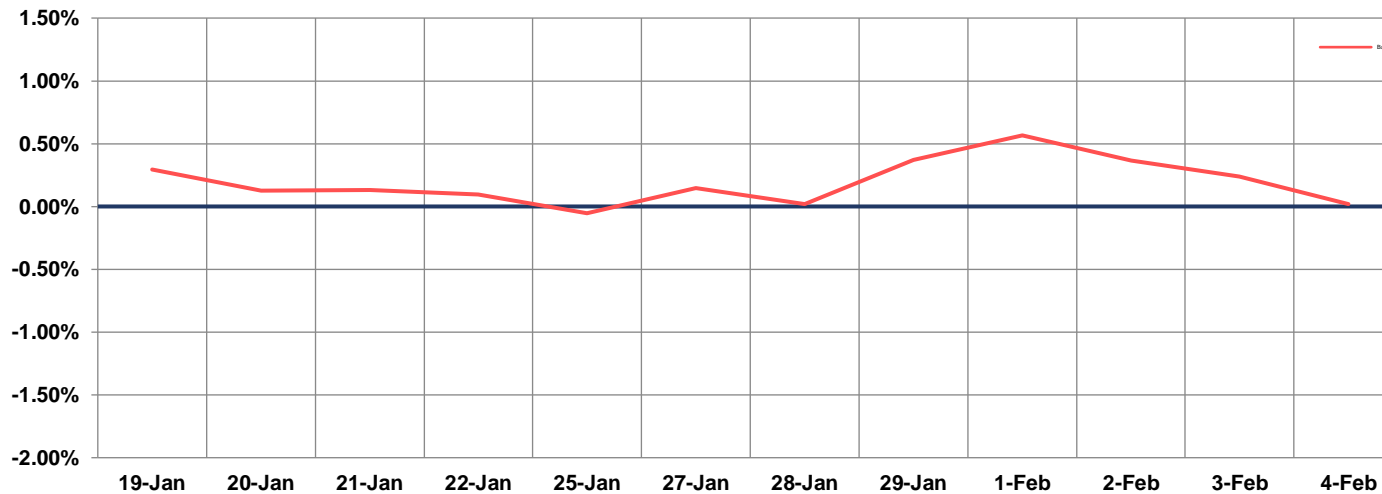
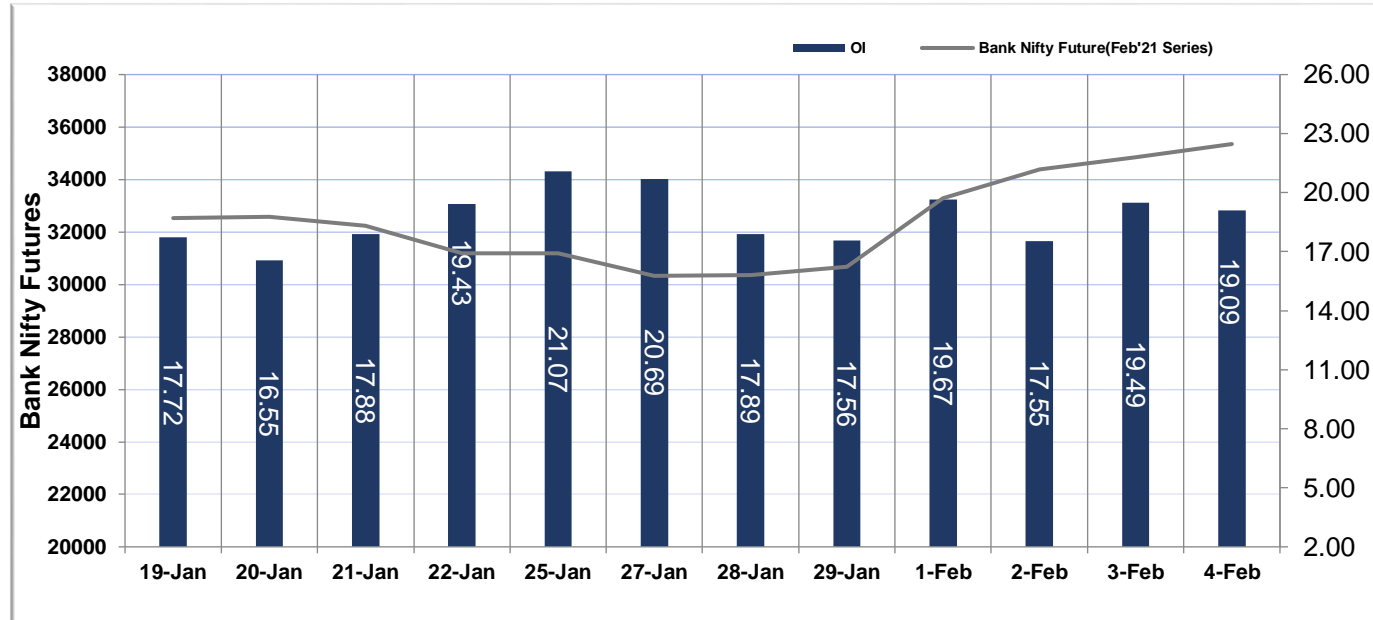


➤ Nifty Cash prices have settled at 14895.65 up by 0.71 percent from the previous close. On the upper side it has resistance of **14990** and **15070** levels, while lower side it has support of **14790** and **14670** levels. Intraday traders should be cautious and take position accordingly.

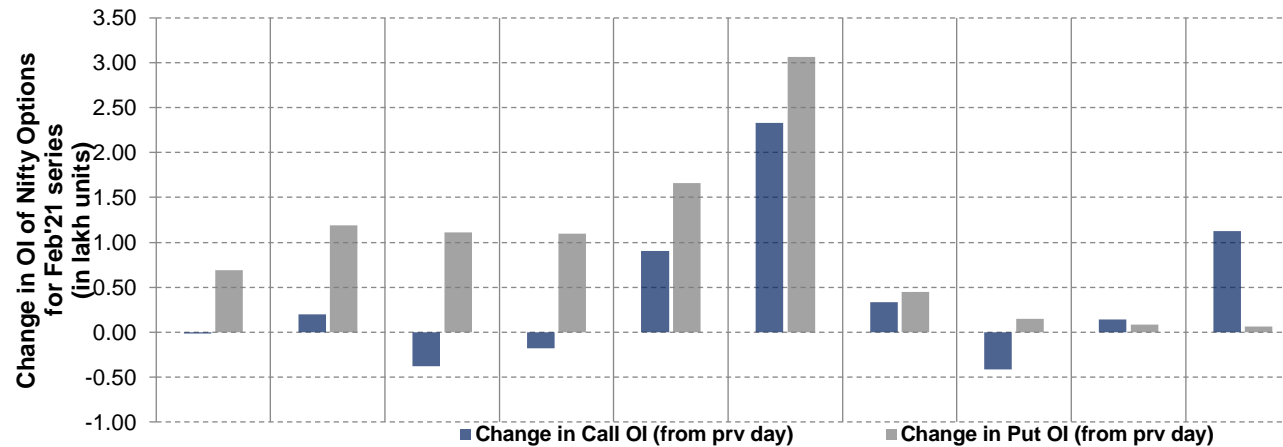
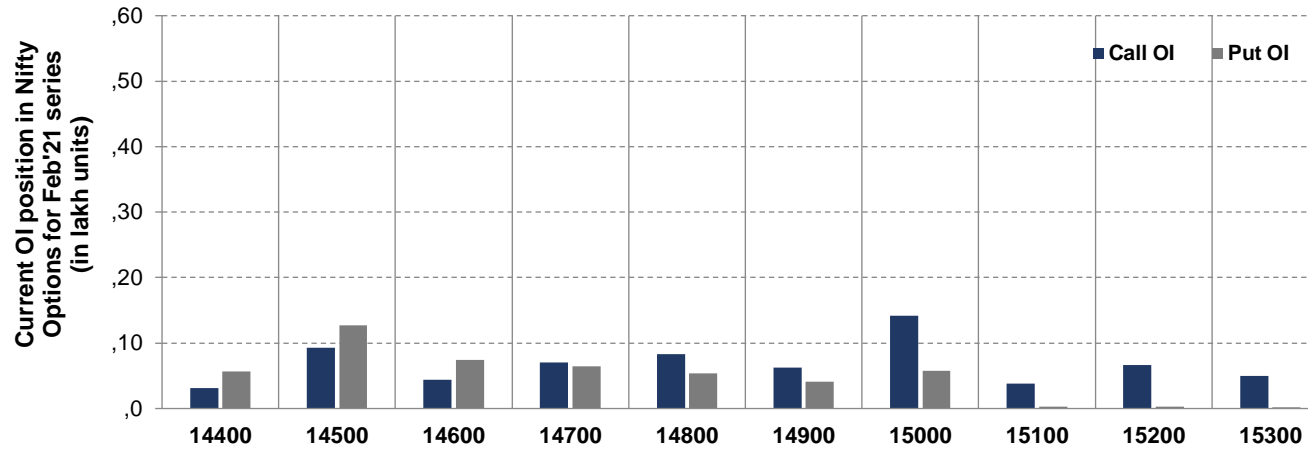
NIFTY FUTURES



BANK NIFTY FUTURES



NIFTY OPTIONS



- Among Nifty calls 15,000 SP from the Feb month expiry was the most active call with an addition of 0.03 million in open interests.
- Among Nifty puts 14,500 SP from the Feb month expiry was the most active put with an addition of 0.12 million in open interests.
- The maximum OI outstanding for Calls was at 15,000 SP (1.42mn) and that for Puts was at 14,500 SP (1.30mn)

Disclaimer:

The Information provided by SMS or in newsletter or in any document has been prepared by Shah Investor's Home Ltd (SIHL). The Information provided by SMS or in newsletter does not constitute an offer or solicitation for the purchase or sale of any financial instrument or as an official confirmation of any transaction. The information contained herein is from publicly available data or other sources believed to be reliable, but we do not represent that it is accurate or complete and it should not be relied on as such. SIHL or any of its affiliates/ group companies shall not be in any way responsible for any loss or damage that may arise to any person from any error in the information contained in this report or SMS. This Information provided by SMS, reports or in newsletter is provided for assistance only and is not intended to be and must not alone be taken as the basis for an investment decision. The user assumes the entire risk of any use made of this information. Each recipient of this Information provided by SMS, report or in newsletter should make such investigation as it deems necessary to arrive at an independent evaluation of an investment in the securities of companies referred to in this information provided by SMS, report or in newsletter (including the merits and risks involved), and should consult his own advisors to determine the merits and risks of such investment. The investment discussed or views expressed may not be suitable for all investors. This information is strictly confidential and is being furnished to you solely for your information.

The information should not be reproduced or redistributed or passed on directly or indirectly in any form to any other person or published, copied, in whole or in part, for any purpose. The information provided by report or SMS is not directed or intended for distribution to, or use by, any person or entity who is a citizen or resident of or located in any locality, state, country or other jurisdiction, where such distribution, publication, availability or use would be contrary to law, regulation or which would subject SIHL and affiliates/ group companies to any registration or licensing requirements within such jurisdiction. The distribution of this Information provided by SMS or in newsletter in certain jurisdictions may be restricted by law, and persons in whose possession this Information provided by SMS or in newsletter comes, should inform themselves about and observe, any such restrictions. The information given or Information provided by SMS, report or in newsletter is as of the date of the issue date of report or the date on which SMS provided and there can be no assurance that future results or events will be consistent with this information. This information is subject to change without any prior notice. SIHL reserves the right to make modifications and alterations to this statement as may be required from time to time. However, SIHL is under no obligation to update or keep the information current.

Nevertheless, SIHL is committed to providing independent and transparent recommendation to its client and would be happy to provide any information in response to specific client queries. Neither SIHL nor any of its affiliates, group companies, directors, employees, agents or representatives shall be liable for any damages whether direct, indirect, special or consequential including lost revenue or lost profits that may arise from or in connection with the use of the information. Past performance is not necessarily a guide to future performance. The disclosures of interest statements incorporated in the Information provided by SMS, report or in newsletter are provided solely to enhance the transparency and should not be treated as endorsement of the views expressed in the report. The analyst for this report certifies that all of the views expressed in this report accurately reflect his or her personal views about the subject company or companies and its or their securities, and no part of his or her compensation was, is or will be, directly or indirectly related to specific recommendations or views expressed in this report.

About Us:

Shah Investor's Home Ltd (SIHL) is an ISO 9001:2015 Certified financial Services Company established in 1994 at Ahmedabad, Gujarat. Customer satisfaction is guaranteed through our diversified product portfolio, professional management and customer first attitude. SIHL was the first broking house in Gujarat with membership in National Securities Depository Ltd (NSDL) and was the first broking name providing services in NSE F&O in Ahmedabad. Today, SIHL ranks among the top most players in Gujarat in retail stock broking area with 45 branches, 350 franchisee across India and providing service to more than 1,25,000 clients.