

Morning Mantra

MARKET PREVIEW FROM SHAH INVESTOR'S HOME LIMITED'S VIEW

ISO 9001 : 2015 Certified



Table of Contents

Page No.	Particulars
1	Market Commentary
2	Market Summary and Numbers that matter
3	G-Sec Yields, Currency Futures, Dollar Index, Key Commodities Tracker & Index Trend Analysis
4	Nifty Technical
5	Nifty Futures
6	Bank Nifty Futures
7	Nifty Options
8	Disclaimer

MARKET COMMENTARY

Indian equity benchmarks ended Thursday's trading session with sharp losses. Indices made a positive start, as former chief of Shanghai-based New Development Bank, K V Kamath expressed optimism that India's sovereign rating would go up on the back of efforts being taken by the government to push economic reforms. Traders were positive, as the Income Tax Department said it has issued over Rs 2.04 lakh crore worth refunds to more than 2.09 crore taxpayers so far this fiscal year. Of this, personal income tax refunds of Rs 73,607 crore have been issued to over 2.06 crore taxpayers and corporate tax refunds of over Rs 1.31 lakh crore issued in 2.21 lakh cases.

Markets remained higher during the first half of the trading session, after a parliamentary panel has suggested to the Department of Commerce to take appropriate measures to check further deterioration in exports and crucial imports for preventing more disruptions in the supply chains. Traders were seen taking a note of report stating that Oil Minister Dharmendra Pradhan said India and the UAE discussed ways to strengthen energy cooperation, despite the nation asking its refiners to reduce their reliance on Middle Eastern oil.

But, in the second half of the trading session, key indices turned negative, amid a joined survey carried out by FICCI-IBA has stated that asset quality of banks, which saw some improvement in the second half of 2020, is likely to worsen during the first six months of 2021. The survey was conducted on 20 banks, including public sector, private sector and foreign banks, representing about 59 per cent of the banking industry, as classified by asset size. Some worries came with the private report that India's central bank may have to delay the start of monetary policy normalisation by three months amid rising COVID-19 cases, but barring the return of stringent lockdowns there is no significant threat to the economy's recovery.

On the global front, European markets were trading higher in the first opportunity to react to the latest Federal Reserve decision, with the big story being the sell-off in bonds the central bank did nothing to quell. Asian markets ended higher on Thursday, after South Korea's unemployment rate fell in February. The data from Statistics Korea showed that the jobless rate rose to a seasonally adjusted 4.0 percent in February from 5.4 percent in January. In the same month last year, the unemployment rate was 3.4 percent. On an unadjusted basis, the unemployment rate decreased to 4.9 percent in February from 5.7 percent in the previous month.

MARKET SUMMARY

Domestic Indices	Close	Points	% Change
SENSEX	49216.52	-585.10	-1.17
NIFTY	14557.85	-163.45	-1.11
MIDCAP	19776.71	-266.99	-1.33
SMLCAP	20386.16	-327.42	-1.58
BSEFMC	12289.78	19.36	0.16
AUTO	22910.22	-37.39	-0.16
POWER	2450.55	-18.59	-0.75
REALTY	2634.62	-44.15	-1.65
BSE IT	25788.13	-801.82	-3.02
BANDEX	38136.19	-466.08	-1.21
OIL GAS	15010.82	-201.05	-1.32
METAL	13626.90	-43.47	-0.32
INDIA VIX	20.08	-0.08	-0.38

ADVANCE-DECLINE

Index	Advance	Decline	Unchanged
NSE	426	1525	91
BSE	821	2160	140

MARKET TURNOVER (₹ in Crs)

Segment	Current	Previous	Net %
BSE CASH	4180	8460	(51)
NSE CASH	63568	59560	7
NSE F&O	9256631	4245096	118

KEY INDICES RATIOS

INDEX	P/E	P/B	Dividend Yield
NIFTY	39.65	4.13	1.09
SENSEX	34.32	3.32	0.73

FII & DII - CAPITAL MARKETS (₹ in Crs)

FII-DII*	Buy	Sell	Net
DII	4693	5809	(1116)
FII	7994	6736	1258

Note: FII & DII Figures are provisional

FII DERIVATIVES (₹ in Crs)

FII	Buy	Sell	Net
Index Futures	6803.79	6442.46	361
Index Options	1172827.21	1165669.68	7158
Stock Futures	14731.07	13871.82	859
Stock Options	21253.78	21077.35	176

PUT-CALL RATIO

Index	Current	Previous
NIFTY	0.83	0.87
BANK NIFTY	0.63	0.52

SECURITIES BAN FOR TRADE IN F&O FOR 19-03-2021

IDEA
SAIL

10-YEAR GOVERNMENT SECURITIES YIELD

Country	Current	Previous	% Chg
INDIA	6.204	6.185	0.31
USA	1.745	1.641	6.36

DOLLAR INDEX

Dollar Index	Current	Previous	% Chg
DXY	91.71	91.44	0.30

CURRENCY FUTURES

Expiry	Close	Chg Point	% Chg
26-Mar-21 USD-INR	72.59	-0.08	-0.11
26-Mar-21 EUR-INR	86.55	0.21	0.24
26-Mar-21 GBP-INR	101.44	0.40	0.39
26-Mar-21 JPY- INR	66.62	-	-

KEY COMMODITIES TRACKER

Commodity	Current	Chg Point	% Chg
Gold	1734.71	-13.75	-0.77
Silver	26.29	-0.08	-0.30
Crude-Oil	62.12	-2.48	-3.84
Brent-Crude	65.57	-2.44	-3.59

INDEX TREND ANALYSIS

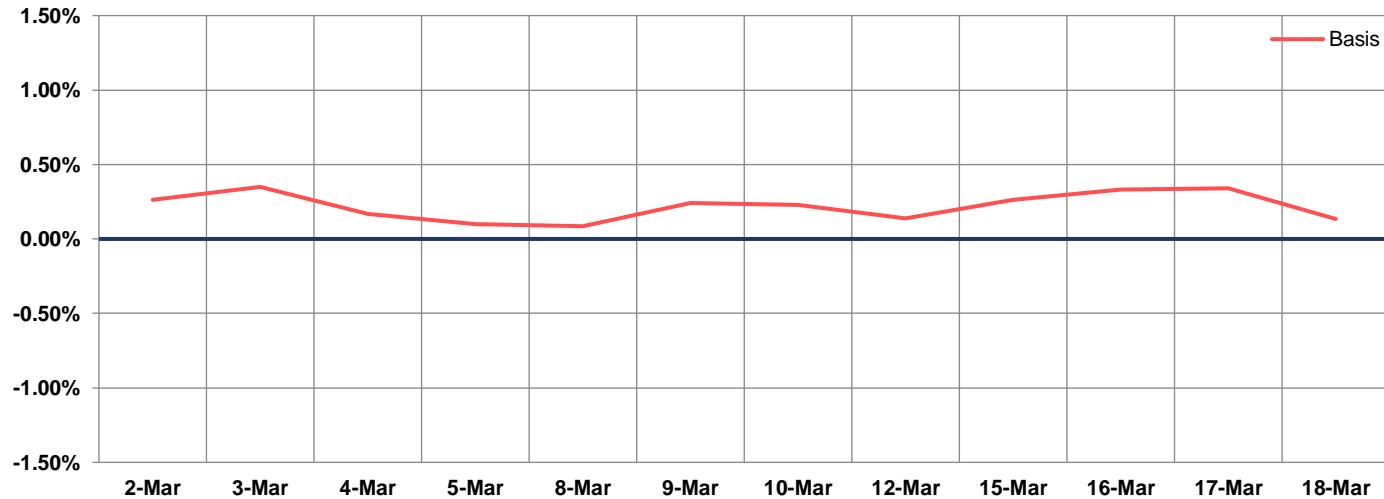
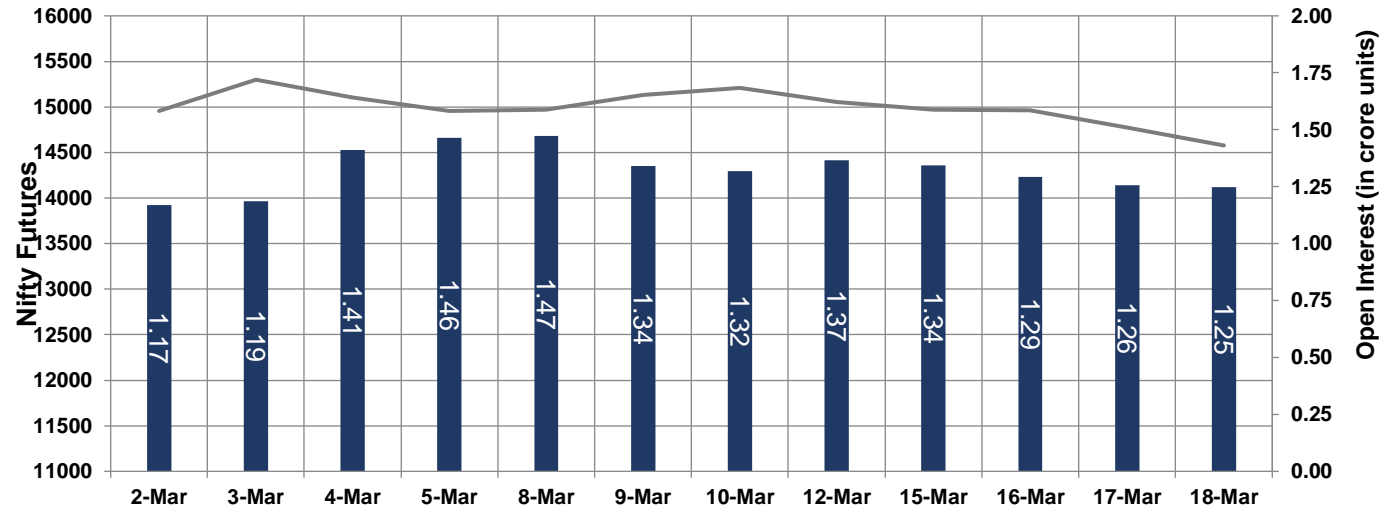
INDEX	CLOSE	S2	S1	PIVOT	R1	R2	DAILY	WEEKLY	MONTHLY
NIFTY	14558	14241	14399	14637	14796	15034	Neutral	Buy	Buy
SENSEX	49217	48158	48687	49492	50021	50826	Neutral	Buy	Buy
NIFTY FUTURES	14604	14277	14440	14670	14834	15064	Neutral	Buy	Buy
BANK NIFTY	33857	32909	33383	34071	34545	35234	Neutral	Buy	Buy
CNX IT	25373	24210	24792	25594	26175	26977	Neutral	Buy	Buy
CNX MIDCAP	23130	22408	22769	23289	23650	24171	Neutral	Buy	Buy
CNX SMALLCAP	8149	7882	8016	8205	8339	8528	Neutral	Buy	Buy
INDIA VIX	20.08	14.97	17.52	19.24	21.79	23.51	Sell	Neutral	Buy

NIFTY TECHNICAL & INDICES LEVEL

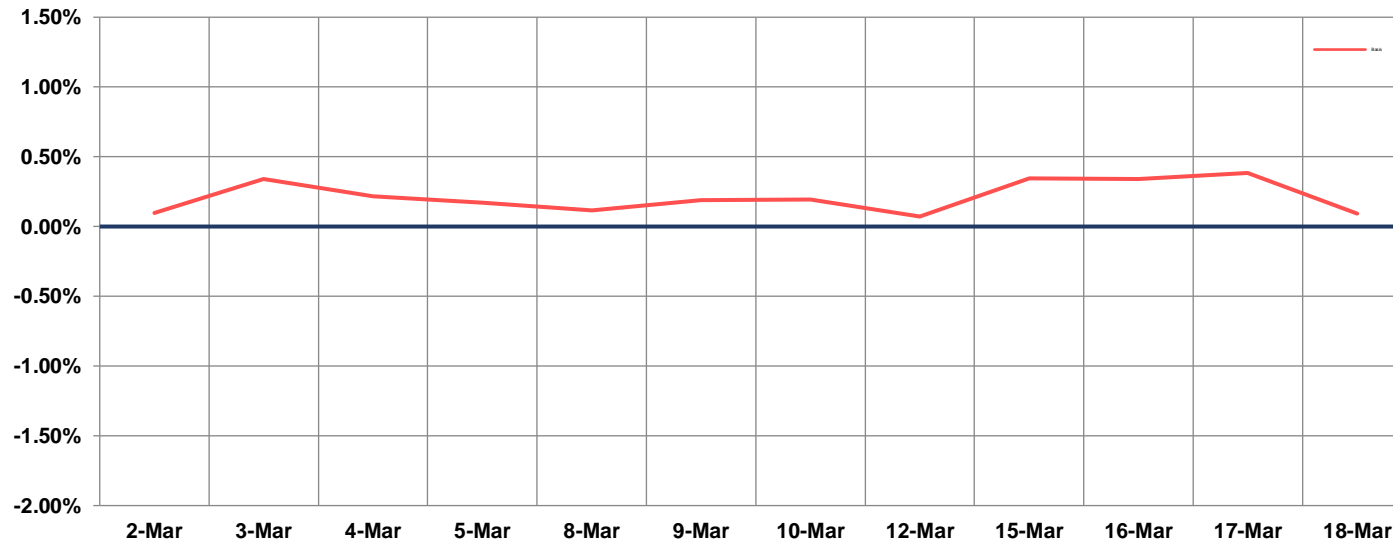
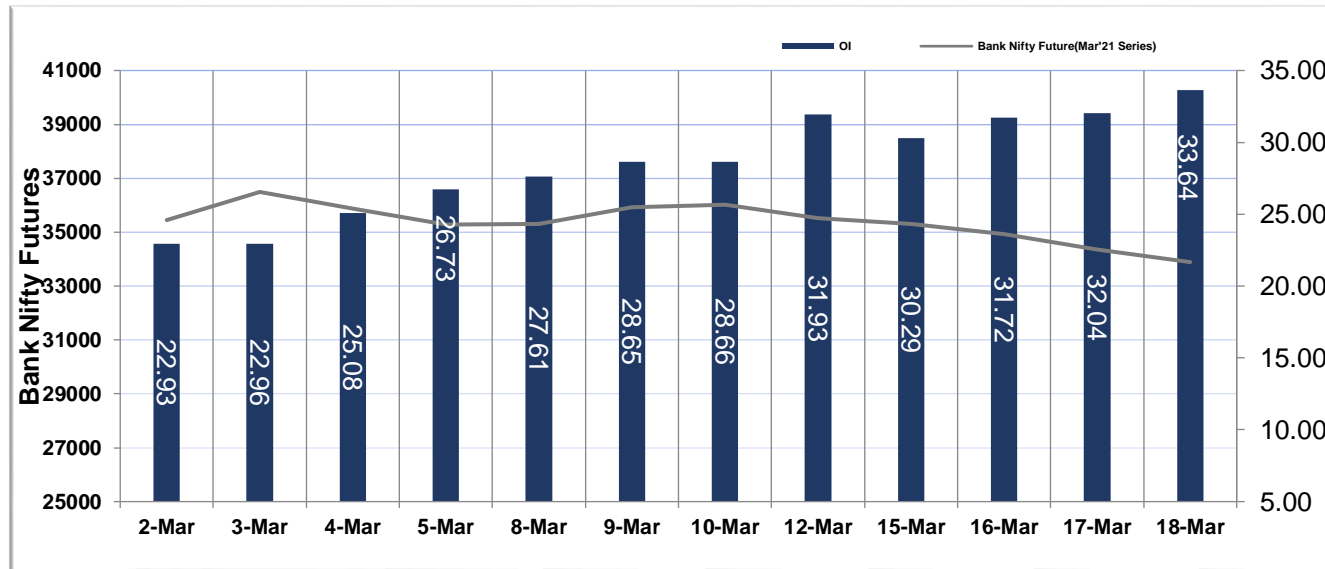


- Nifty Cash prices have settled at **14577.85** down by 1.27 percent from the previous close. On the upper side it has resistance of **14670** and **14790** levels, while lower side it has support of **14435** and **14310** levels. Intraday traders should be cautious and take position accordingly.

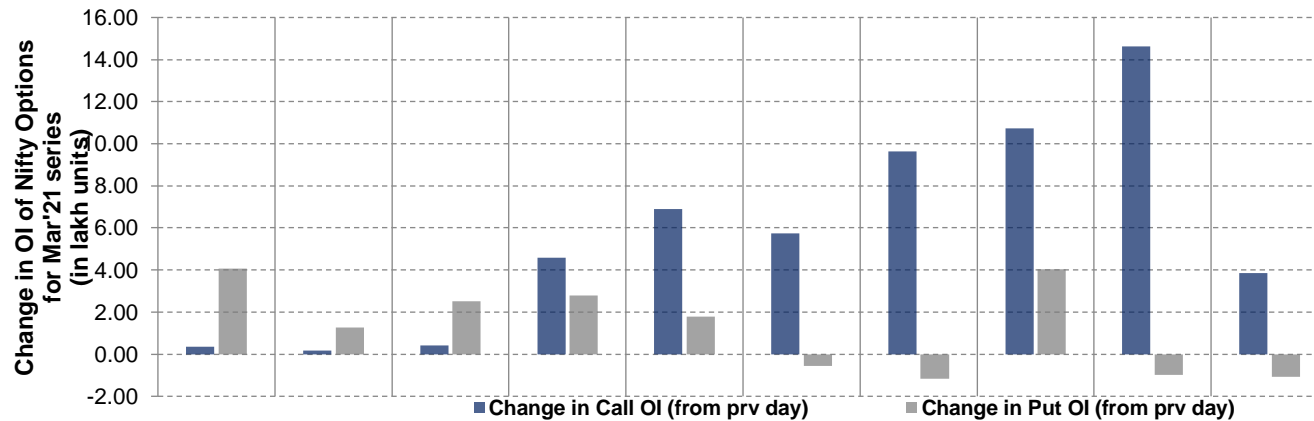
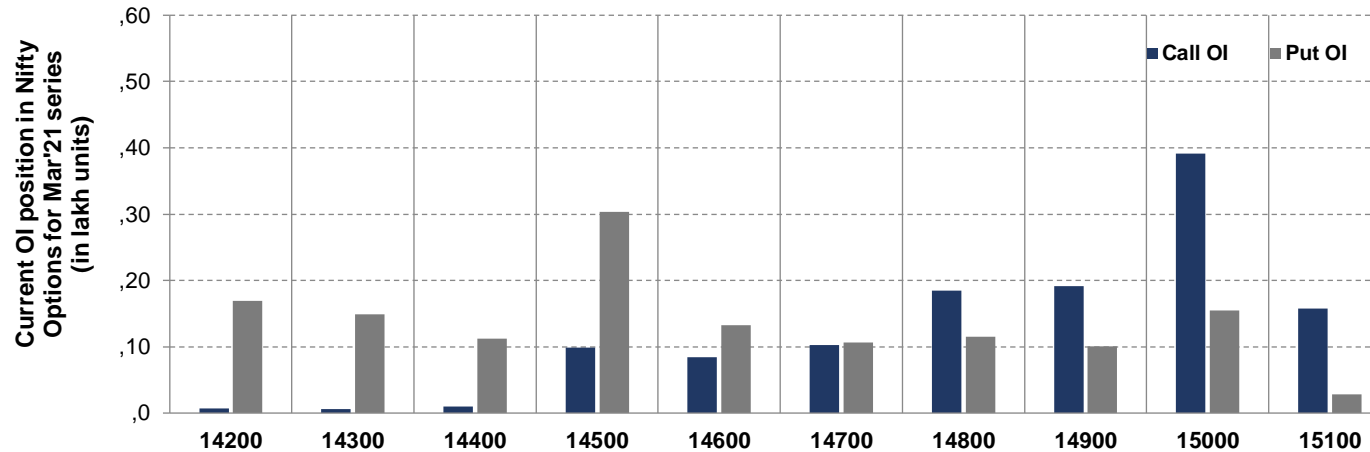
NIFTY FUTURES



BANK NIFTY FUTURES



NIFTY OPTIONS



- Among Nifty calls 15,000 SP from the March month expiry was the most active call with an addition of 1.50 million in open interests.
- Among Nifty puts 14,500 SP from the March month expiry was the most active put with an addition of 0.28 million in open interests.
- The maximum OI outstanding for Calls was at 15,000 SP (3.92mn) and that for Puts was at 14,500 SP (3.04mn)

Disclaimer:

The Information provided by SMS or in newsletter or in any document has been prepared by Shah Investor's Home Ltd (SIHL). The Information provided by SMS or in newsletter does not constitute an offer or solicitation for the purchase or sale of any financial instrument or as an official confirmation of any transaction. The information contained herein is from publicly available data or other sources believed to be reliable, but we do not represent that it is accurate or complete and it should not be relied on as such. SIHL or any of its affiliates/ group companies shall not be in any way responsible for any loss or damage that may arise to any person from any error in the information contained in this report or SMS. This Information provided by SMS, reports or in newsletter is provided for assistance only and is not intended to be and must not alone be taken as the basis for an investment decision. The user assumes the entire risk of any use made of this information. Each recipient of this Information provided by SMS, report or in newsletter should make such investigation as it deems necessary to arrive at an independent evaluation of an investment in the securities of companies referred to in this information provided by SMS, report or in newsletter (including the merits and risks involved), and should consult his own advisors to determine the merits and risks of such investment. The investment discussed or views expressed may not be suitable for all investors. This information is strictly confidential and is being furnished to you solely for your information.

The information should not be reproduced or redistributed or passed on directly or indirectly in any form to any other person or published, copied, in whole or in part, for any purpose. The information provided by report or SMS is not directed or intended for distribution to, or use by, any person or entity who is a citizen or resident of or located in any locality, state, country or other jurisdiction, where such distribution, publication, availability or use would be contrary to law, regulation or which would subject SIHL and affiliates/ group companies to any registration or licensing requirements within such jurisdiction. The distribution of this Information provided by SMS or in newsletter in certain jurisdictions may be restricted by law, and persons in whose possession this Information provided by SMS or in newsletter comes, should inform themselves about and observe, any such restrictions. The information given or Information provided by SMS, report or in newsletter is as of the date of the issue date of report or the date on which SMS provided and there can be no assurance that future results or events will be consistent with this information. This information is subject to change without any prior notice. SIHL reserves the right to make modifications and alterations to this statement as may be required from time to time. However, SIHL is under no obligation to update or keep the information current.

Nevertheless, SIHL is committed to providing independent and transparent recommendation to its client and would be happy to provide any information in response to specific client queries. Neither SIHL nor any of its affiliates, group companies, directors, employees, agents or representatives shall be liable for any damages whether direct, indirect, special or consequential including lost revenue or lost profits that may arise from or in connection with the use of the information. Past performance is not necessarily a guide to future performance. The disclosures of interest statements incorporated in the Information provided by SMS, report or in newsletter are provided solely to enhance the transparency and should not be treated as endorsement of the views expressed in the report. The analyst for this report certifies that all of the views expressed in this report accurately reflect his or her personal views about the subject company or companies and its or their securities, and no part of his or her compensation was, is or will be, directly or indirectly related to specific recommendations or views expressed in this report.

About Us:

Shah Investor's Home Ltd (SIHL) is an ISO 9001:2015 Certified financial Services Company established in 1994 at Ahmadabad, Gujarat. Customer satisfaction is guaranteed through our diversified product portfolio, professional management and customer first attitude. SIHL was the first broking house in Gujarat with membership in National Securities Depository Ltd (NSDL) and was the first broking name providing services in NSE F&O in Ahmedabad. Today, SIHL ranks among the top most players in Gujarat in retail stock broking area with 45 branches, 350 franchisee across India and providing service to more than 1,25,000 clients.