

Morning Mantra

MARKET PREVIEW FROM SHAH INVESTOR'S HOME LIMITED'S VIEW

ISO 9001 : 2015 Certified



Table of Contents

Page No.	Particulars
1	Market Commentary
2	Market Summary and Numbers that matter
3	G-Sec Yields, Currency Futures, Dollar Index, Key Commodities Tracker & Index Trend Analysis
4	Nifty Technical
5	Nifty Futures
6	Bank Nifty Futures
7	Nifty Options
8	Disclaimer

MARKET COMMENTARY

Indian equity benchmarks ended the volatile day of trade in green terrain on Final day of May expiry, settling above their crucial 51,100 (Sensex) and 15,300 (Nifty) levels. Markets made a cautious start as sentiments got dented after rating agency Crisil in its research report said higher input prices and disruptions to the rural economy have resulted in price pressures and inflation is back to haunt us. The report by Crisil said it sees upside risks to its 5 per cent estimate on consumer price inflation in FY21 because of this. Traders took a note of report that the shortfall in GST compensation payable to states in the current fiscal is estimated at Rs 2.69 lakh crore, of which Rs 1.58 lakh crore would have to be borrowed this year. The Centre expects to collect over Rs 1.11 lakh crore through cess on luxury, demerit and sin goods which will be given to the states to compensate them for the shortfall in revenue arising out of GST implementation.

However, traders turned optimistic in afternoon deals and key gauges traded in green for most part of the day as traders took support with private report that the government may at the beginning of the unlock phase announce another stimulus package for the most hit sectors such as small business and self-employed, with the world's worst pandemic outbreak scarring nascent economic recovery. But selloff in late trade dragged markets once again in red after Reserve Bank of India stated that the second wave of Covid-19 pandemic has triggered revision of growth projections for the current financial year with consensus gravitating towards its earlier forecast of 10.5 per cent. Though, the sell-off proved to be short-lived and local bourse managed to end in green terrain as traders took some support with report that Prime Minister Narendra Modi and French President Emmanuel Macron discussed the positive outcomes of the recently concluded India-EU Leaders' Meeting. India and the European Union (EU) had on May 8 announced their decision to resume negotiations for a balanced and comprehensive trade agreement after a gap of eight years and unveiled an ambitious connectivity partnership. On the sectoral front, two and three wheeler industry stocks remained in focus as ratings agency ICRA said the electric two and three-wheelers volume are expected to account for 8-10 per cent and 30 per cent of new vehicle sales in the country by 2025, respectively, owing to low operating cost and attractive subsidy support, among others.

On the global front, European markets were trading mostly in red ahead of key U.S. labor market data expected to hint at the state of the U.S. economy. On the data front, Germany's GfK survey showed consumer morale improving by less than expected in May, edging up to -7.0 from a revised -8.6 in April. Asian markets ended mixed on the release of Chinese industrial profits data for April. According National Bureau of Statistics, industrial profits in China soared 57% yoy in April.

MARKET SUMMARY

Domestic Indices	Close	Points	% Change
SENSEX	51115.22	97.70	0.19
NIFTY	15337.85	36.40	0.24
MIDCAP	21687.47	116.05	0.54
SMLCAP	23591.49	78.87	0.34
BSEFMC	12994.09	14.11	0.11
AUTO	23513.81	92.03	0.39
POWER	2812.39	24.84	0.89
REALTY	2642.11	-30.31	-1.13
BSE IT	27701.56	225.41	0.82
BANKEK	39856.64	469.38	1.19
OIL GAS	16062.54	-27.32	-0.17
METAL	18374.31	134.49	0.74
INDIA VIX	19.91	-0.96	-4.61

ADVANCE-DECLINE

Index	Advance	Decline	Unchanged
NSE	1030	920	75
BSE	1753	1379	141

MARKET TURNOVER (₹ in Crs)

Segment	Current	Previous	Net %
BSE CASH	5239	4998	5
NSE CASH	120923	69145	75
NSE F&O	8762792	4280252	105

KEY INDICES RATIOS

INDEX	P/E	P/B	Dividend Yield
NIFTY	29.48	4.39	0.99
SENSEX	31.69	3.27	0.86

FII & DII - CAPITAL MARKETS (₹ in Crs)

FII-DII*	Buy	Sell	Net
DII	6139	6027	112
FII	42734	43395	(661)

Note: FII & DII Figures are provisional

FII DERIVATIVES (₹ in Crs)

FII	Buy	Sell	Net
Index Futures	11623.71	8986.77	2637
Index Options	769962.22	765605.57	4357
Stock Futures	32980.70	33260.33	(280)
Stock Options	11331.94	10230.77	1101

PUT-CALL RATIO

Index	Current	Previous
NIFTY	1.36	1.38
BANK NIFTY	1.01	0.79

SECURITIES BAN FOR TRADE IN F&O FOR 28-05-2021

NIL

10-YEAR GOVERNMENT SECURITIES YIELD

Country	Current	Previous	% Chg
INDIA	5.994	5.972	0.37
USA	1.611	1.574	2.37

DOLLAR INDEX

Dollar Index	Current	Previous	% Chg
DXY	90.06	90.04	0.03

CURRENCY FUTURES

Expiry	Close	Chg Point	% Chg
28 June - 21 USD-INR	72.89	-0.28	-0.38
28 June - 21 EUR-INR	88.99	-0.66	-0.74
28 June - 21 GBP-INR	103.30	-0.27	-0.26
28 June - 21 JPY- INR	66.84	-0.36	-0.53

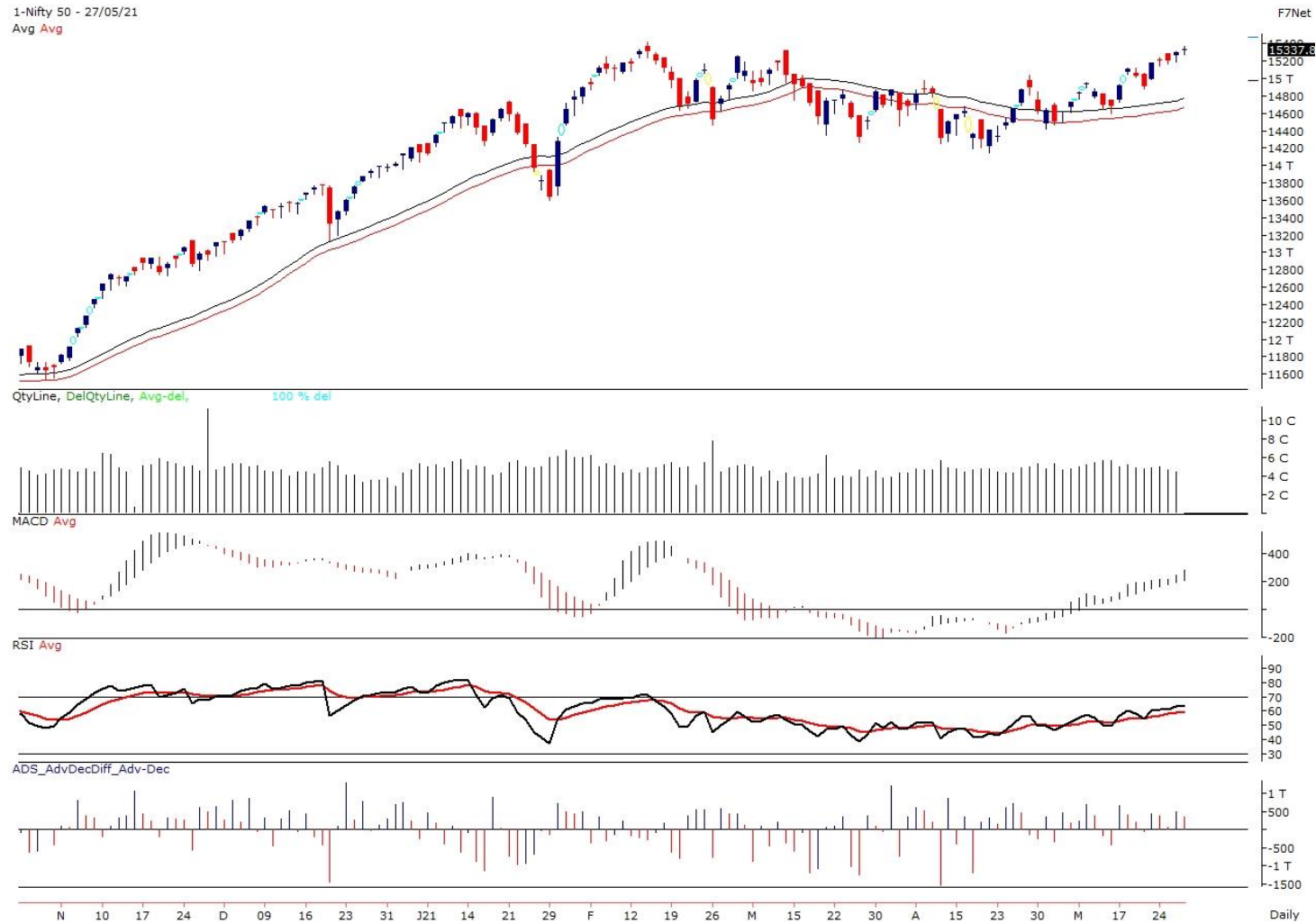
KEY COMMODITIES TRACKER

Commodity	Current	Chg Point	% Chg
Gold	1892.80	-3.27	-0.17
Silver	27.75	0.07	-0.26
Crude-Oil	66.55	0.34	0.51
Brent-Crude	69.09	0.23	0.36

INDEX TREND ANALYSIS

INDEX	CLOSE	S2	S1	PIVOT	R1	R2	DAILY	WEEKLY	MONTHLY
NIFTY	15338	15220	15279	15332	15391	15444	Buy	Buy	Buy
SENSEX	51115	50705	50910	51097	51302	51488	Buy	Buy	Buy
NIFTY FUTURES	15340	15235	15288	15327	15379	15418	Buy	Buy	Buy
BANK NIFTY	35095	34257	34676	34949	35367	35640	Buy	Buy	Buy
CNX IT	27165	26711	26938	27144	27371	27577	Buy	Buy	Buy
CNX MIDCAP	25705	25458	25582	25665	25789	25873	Buy	Buy	Buy
CNX SMALLCAP	9320	9177	9249	9297	9368	9416	Buy	Buy	Buy
INDIA VIX	19.91	16.89	18.40	19.86	21.37	22.83	Neutral	Sell	Neutral

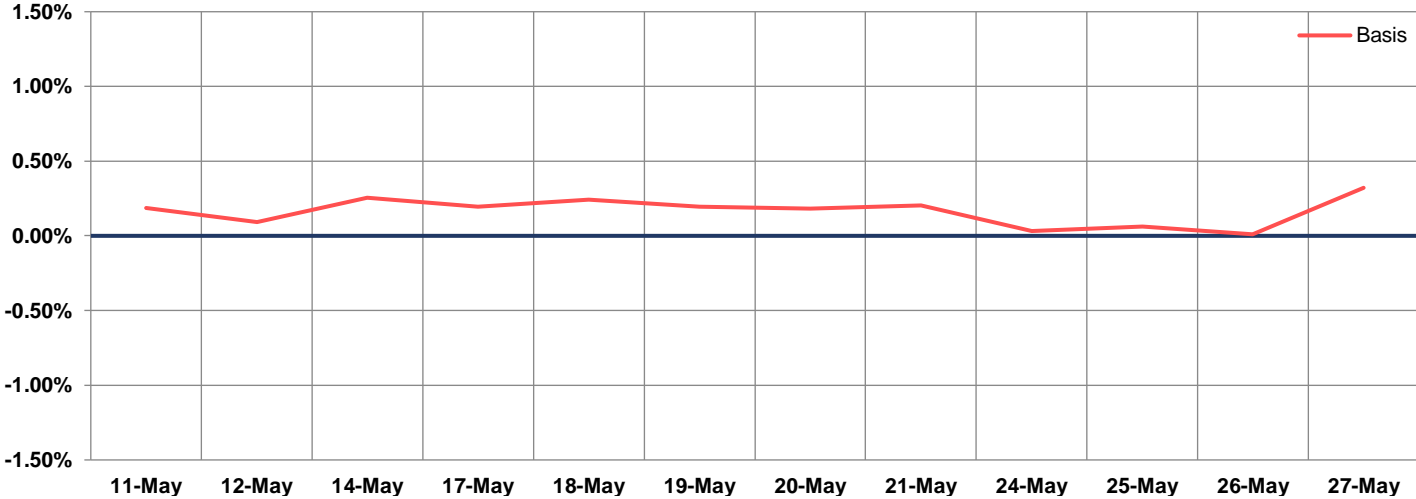
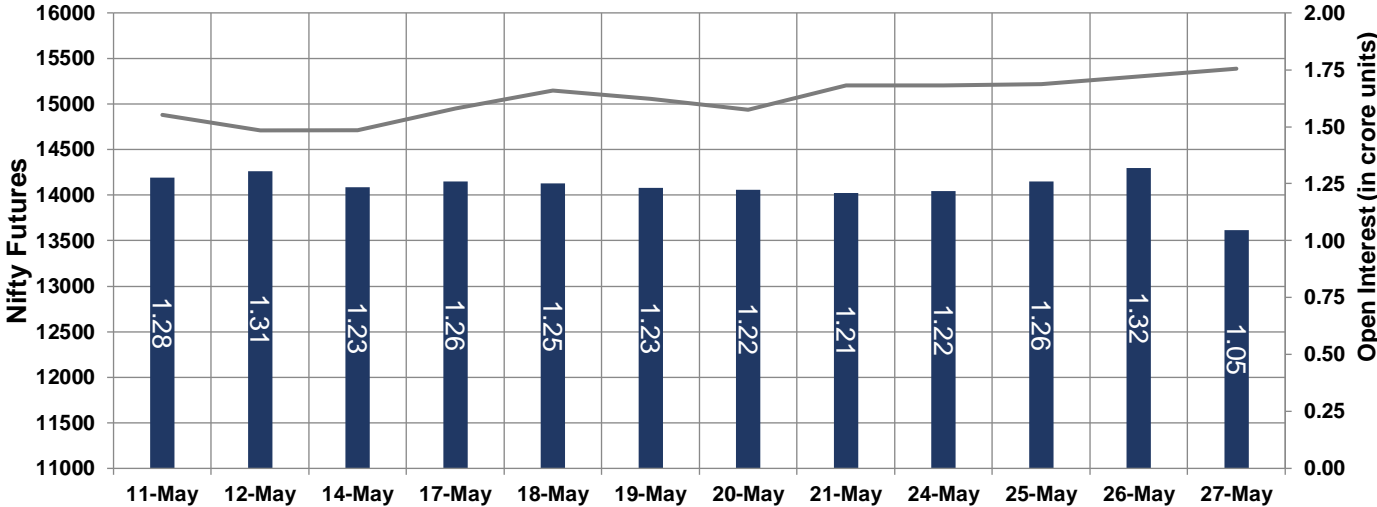
NIFTY TECHNICAL & INDICES LEVEL



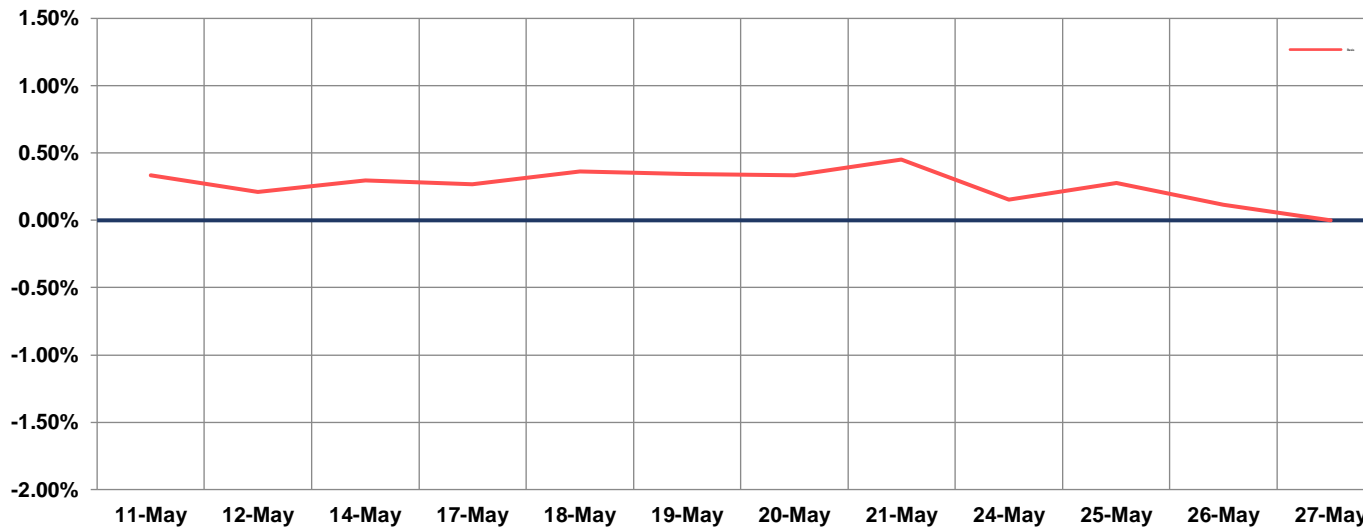
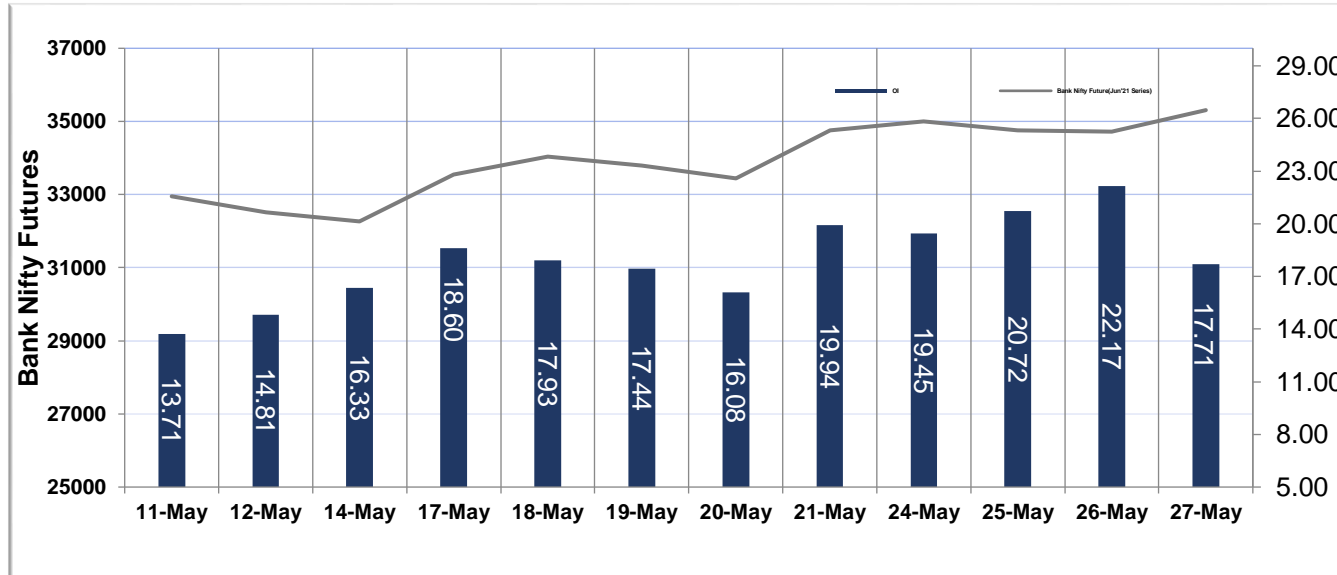
➤ Nifty Cash prices have settled at **15337.85** up by 0.24 percent from the previous close. On the upper side it has resistance of **15440** and **15520** levels, while lower side it has support of **15270** and **15190** levels. Intraday traders should be cautious and take position accordingly.



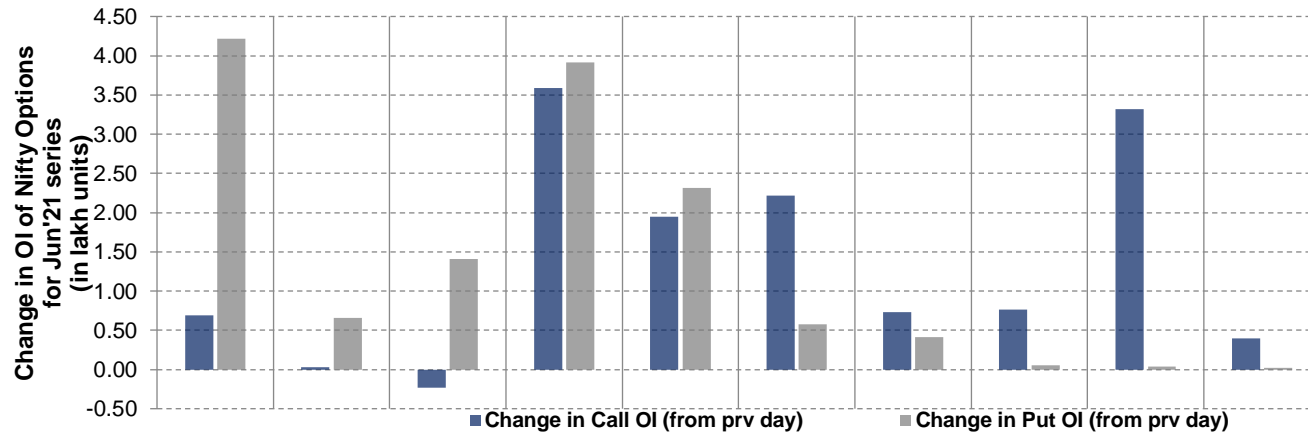
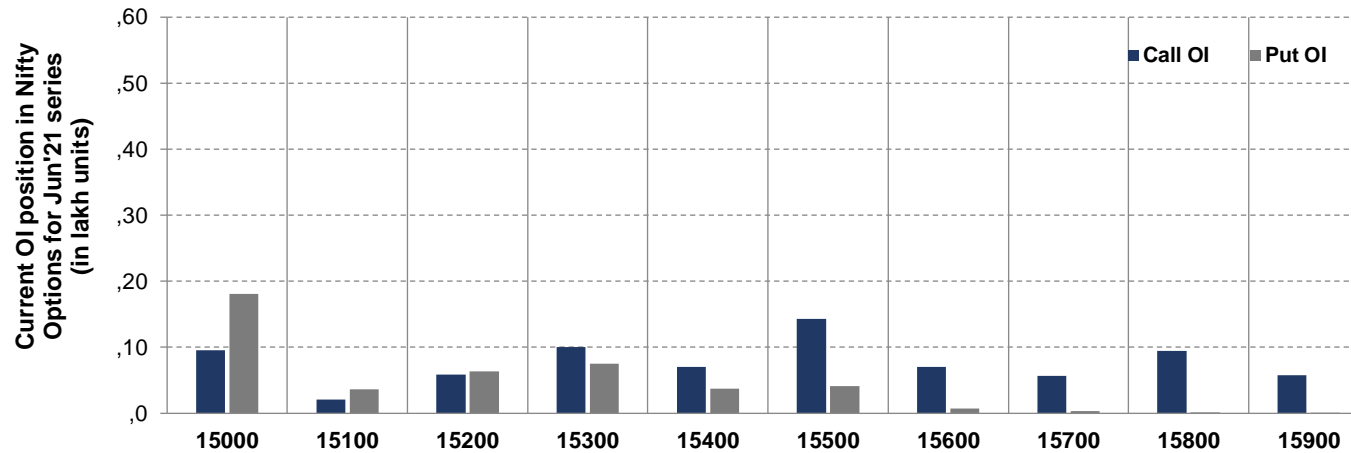
NIFTY FUTURES



BANK NIFTY FUTURES



NIFTY OPTIONS



- Among Nifty calls 15,500 SP from the June month expiry was the most active call with an addition of 0.22 million in open interests.
- Among Nifty puts 15,000 SP from the June month expiry was the most active put with an addition of 0.42 million in open interests.
- The maximum OI outstanding for Calls was at 15,500 SP (1.43mn) and that for Puts was at 15,000 SP (1.81mn)

Disclaimer:

The Information provided by SMS or in newsletter or in any document has been prepared by Shah Investor's Home Ltd (SIHL). The Information provided by SMS or in newsletter does not constitute an offer or solicitation for the purchase or sale of any financial instrument or as an official confirmation of any transaction. The information contained herein is from publicly available data or other sources believed to be reliable, but we do not represent that it is accurate or complete and it should not be relied on as such. SIHL or any of its affiliates/ group companies shall not be in any way responsible for any loss or damage that may arise to any person from any error in the information contained in this report or SMS. This Information provided by SMS, reports or in newsletter is provided for assistance only and is not intended to be and must not alone be taken as the basis for an investment decision. The user assumes the entire risk of any use made of this information. Each recipient of this Information provided by SMS, report or in newsletter should make such investigation as it deems necessary to arrive at an independent evaluation of an investment in the securities of companies referred to in this information provided by SMS, report or in newsletter (including the merits and risks involved), and should consult his own advisors to determine the merits and risks of such investment. The investment discussed or views expressed may not be suitable for all investors. This information is strictly confidential and is being furnished to you solely for your information.

The information should not be reproduced or redistributed or passed on directly or indirectly in any form to any other person or published, copied, in whole or in part, for any purpose. The information provided by report or SMS is not directed or intended for distribution to, or use by, any person or entity who is a citizen or resident of or located in any locality, state, country or other jurisdiction, where such distribution, publication, availability or use would be contrary to law, regulation or which would subject SIHL and affiliates/ group companies to any registration or licensing requirements within such jurisdiction. The distribution of this Information provided by SMS or in newsletter in certain jurisdictions may be restricted by law, and persons in whose possession this Information provided by SMS or in newsletter comes, should inform themselves about and observe, any such restrictions. The information given or Information provided by SMS, report or in newsletter is as of the date of the issue date of report or the date on which SMS provided and there can be no assurance that future results or events will be consistent with this information. This information is subject to change without any prior notice. SIHL reserves the right to make modifications and alterations to this statement as may be required from time to time. However, SIHL is under no obligation to update or keep the information current.

Nevertheless, SIHL is committed to providing independent and transparent recommendation to its client and would be happy to provide any information in response to specific client queries. Neither SIHL nor any of its affiliates, group companies, directors, employees, agents or representatives shall be liable for any damages whether direct, indirect, special or consequential including lost revenue or lost profits that may arise from or in connection with the use of the information. Past performance is not necessarily a guide to future performance. The disclosures of interest statements incorporated in the Information provided by SMS, report or in newsletter are provided solely to enhance the transparency and should not be treated as endorsement of the views expressed in the report. The analyst for this report certifies that all of the views expressed in this report accurately reflect his or her personal views about the subject company or companies and its or their securities, and no part of his or her compensation was, is or will be, directly or indirectly related to specific recommendations or views expressed in this report.

About Us:

Shah Investor's Home Ltd (SIHL) is an ISO 9001:2015 Certified financial Services Company established in 1994 at Ahmadabad, Gujarat. Customer satisfaction is guaranteed through our diversified product portfolio, professional management and customer first attitude. SIHL was the first broking house in Gujarat with membership in National Securities Depository Ltd (NSDL) and was the first broking name providing services in NSE F&O in Ahmedabad. Today, SIHL ranks among the top most players in Gujarat in retail stock broking area with 45 branches, 350 franchisee across India and providing service to more than 1,25,000 clients.