



# MORNING MANTRA



Daily Derivatives & Market Report

MAY 30, 2022



Monday turned out to be a wonderful trading session for the Dalal Street, with both Sensex and Nifty ending around 2% higher. After a strong start, markets maintained their gaining rally till the end of the trading session, as RBI data showed that India's forex reserves increased by \$4.23 billion to \$597.509 billion for the week ended May 20 on the back of a high accretion of core currency assets. Some support also came in with report that State finances showed improvement in 2021-22 as the consolidated gross fiscal deficit (GFD) of 26 states was lower by 31.5 per cent than a year ago.

Sentiments remained up-beat as minister of state for commerce and industry Anupriya Patel said India is fast-tracking negotiations for proposed free trade agreements with certain developed countries like the UK as well as with the European Union, and maybe by this year end, the government would be able to give a final shape to few of these pacts. Besides, with an aim to enhance the competitiveness and productivity of Micro & Small Enterprises, the Government has approved New Guidelines of Micro & Small Enterprises Cluster Development Programme (MSE-CDP), which will be implemented during 15th Finance Commission Cycle (2021-22 to 2025-26).

Bulls held a tight grip over the Dalal Street during trading session, as sentiments were positive, after Prime Minister Narendra Modi said his government has tried to ensure that farmers in the country are not affected even though the prices of fertilisers in international markets have soared due to the pandemic and ongoing war in Ukraine. Adding more relief, a private report stated that states have room to cut value added tax (VAT) on petrol and diesel as they gained Rs 49,229 crore from VAT revenue on fuel when oil prices were increasing and will forego Rs 15,021 crore now that retail prices have been downwardly adjusted through excise cut.

On the global front, European markets were trading higher, after Italy's producer price inflation eased marginally in April, after accelerating in the previous month. The figures from the statistical office Istat showed that the producer price index surged 35.3 percent year-over-year in April, following a 36.9 percent rise in March. Asian markets settled mostly higher, even after China's industrial profits declined in April as lockdowns disrupted production and higher raw material prices squeezed margins. The data from the National Bureau of Statistics showed that in April, industrial profits decreased 8.5 percent from the previous year. This was the biggest fall since early 2020.

# MARKET SELFIE



## MARKET SUMMARY

Domestic Indices	Close	Points	% Change
SENSEX	55925.74	1041.08	1.90
NIFTY	16661.40	308.95	1.89
MIDCAP	23031.29	513.55	2.28
SMLCAP	26192.30	570.73	2.23
BSEFMC	14113.96	124.44	0.89
AUTO	26224.77	500.32	1.94
POWER	4320.15	35.82	0.84
REALTY	3210.57	122.27	3.96
BSE IT	30214.60	1092.23	3.75
BANKEX	41346.75	151.07	0.37
OIL GAS	18756.62	452.47	2.47
METAL	17784.46	118.48	0.67
INDIA VIX	19.98	-1.50	-6.98

## ADVANCE - DECLINE

Index	Advance	Decline	Unchanged
NSE	1569	531	65
BSE	2368	1091	156

## MARKET TURNOVER (₹ in Crs)

Segment	Current	Previous	Net %
BSE CASH	3405	3217	6
NSE CASH	51284	48194	6
NSE F&O	5837796	4856583	20

## KEY INDICES RATIOS

INDEX	P/E	P/B	Dividend Yield
NIFTY	20.65	4.26	1.40
SENSEX	22.72	3.24	1.18

# KEY NUMBERS TRACKER



## FII – DII ACTIVITY IN CASH SEGMENT (₹ in Crs)

FII-DII*	Buy	Sell	Net
DII	5979	4455	1524
FII	6854	6352	502

Note: FPI & DII Figures are provisional

## FII ACTIVITY IN DERIVATIVES SEGMENT (₹ in Crs)

FII	Buy	Sell	Net
Index Futures	5157.18	3350.97	1806
Index Options	480337.01	479821.41	516
Stock Futures	14438.29	12978.73	1460
Stock Options	6598.76	6768.22	(169)

## PUT-CALL RATIO

Index	Current	Previous
NIFTY	1.29	1.15
BANK NIFTY	0.93	1.14

## DOLLAR INDEX

Dollar Index	Current	Previous	% Change
DXY	101.39	101.67	-0.27

## 10-YEARS G-SEC YIELD

Country	Current	Previous	% Change
INDIA	7.410	7.350	0.82
USA	2.743	2.749	-0.21

## KEY COMMODITIES TRACKER (in \$)

Commodity	Current	Change Points	% Change
Gold	1855.59	3.77	0.21
Silver	22.07	0.04	0.21
Crude-Oil	115.78	0.71	0.62
Brent-Crude	120.05	0.62	0.52

# CURRENCY FUTURES & INDEX TRENDS TRACKER



## CURRENCY FUTURES

Expiry	Close	Change Points	% Change
28 JUN -22 USD-INR	77.75	-0.07	-0.08
28 JUN -22 EUR-INR	83.86	0.41	0.49
28 JUN -22 GBP-INR	98.38	0.31	0.31
28 JUN -22 JPY- INR	61.15	-0.25	-0.41

## INDICES – SUPPORT-RESISTANCE-PIVOT LEVELS

Index	Close	S2	S1	Pivot	R1	R2
NIFTY	16661	16432	16547	16621	16736	16810
SENSEX	55926	55209	55567	55825	56183	56441
NIFTY FUTURES	16651	16382	16517	16595	16730	16808
BANK NIFTY	35827	35551	35689	35886	36024	36222
CNX IT	29753	28785	29269	29553	30038	30322
CNX MIDCAP	28326	27765	28046	28197	28478	28629
CNX SMALLCAP	9096	8862	8979	9042	9159	9222
INDIA VIX	19.98	18.63	19.31	20.39	21.07	22.15

## INDEX TREND ANALYSIS

Index	Daily	Weekly	Monthly
NIFTY	Neutral	Sell	Neutral
SENSEX	Neutral	Sell	Neutral
NIFTY FUTURES	Neutral	Sell	Neutral
BANK NIFTY	Neutral	Neutral	Neutral
CNX IT	Neutral	Sell	Neutral
CNX MIDCAP	Neutral	Sell	Buy
CNX SMALLCAP	Neutral	Sell	Neutral
INDIA VIX	Neutral	Neutral	Sell

## SECURITIES BAN IN F&O TRADES FOR 31-05-2022

NIL

# TECHNICAL VIEWS



## NIFTY

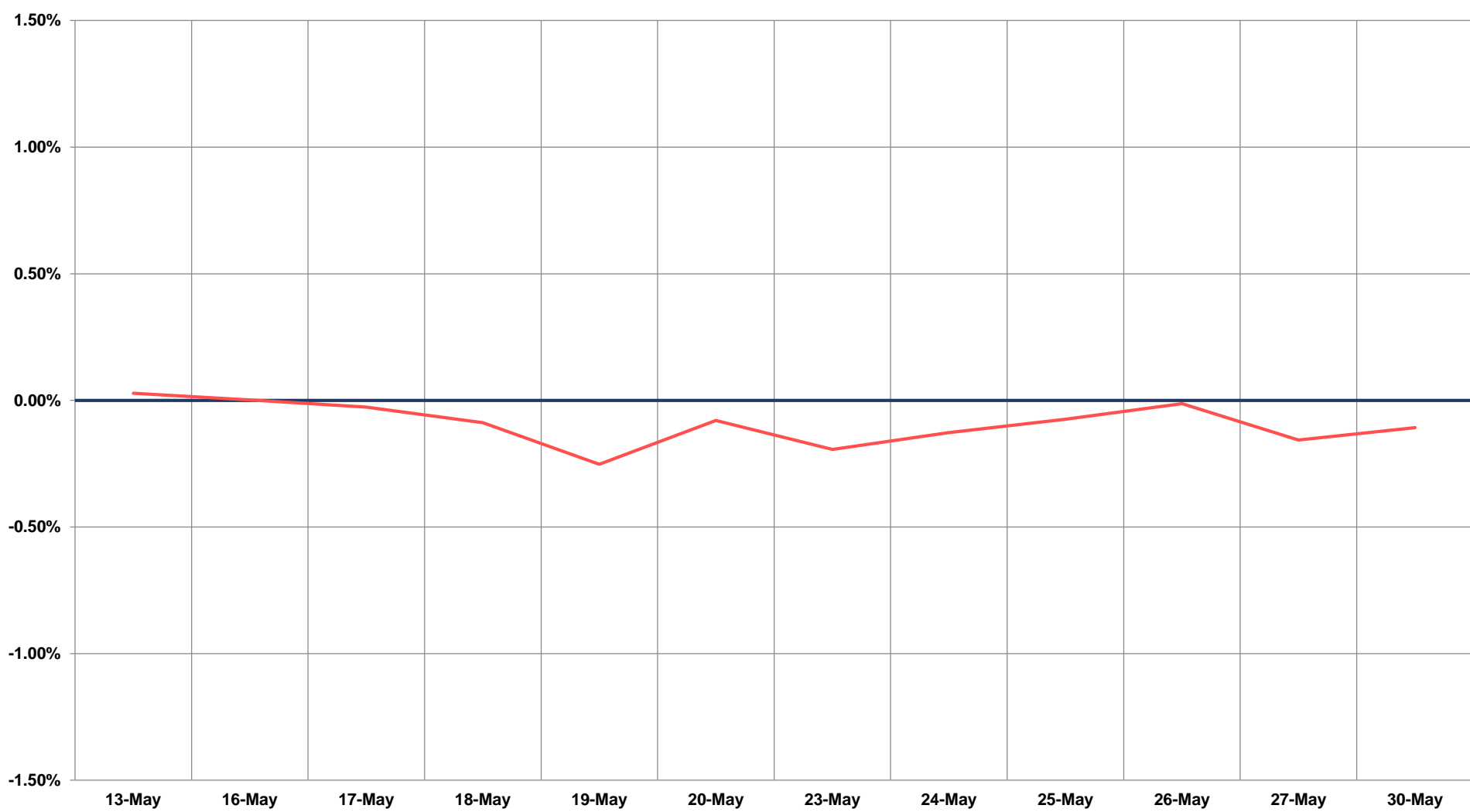
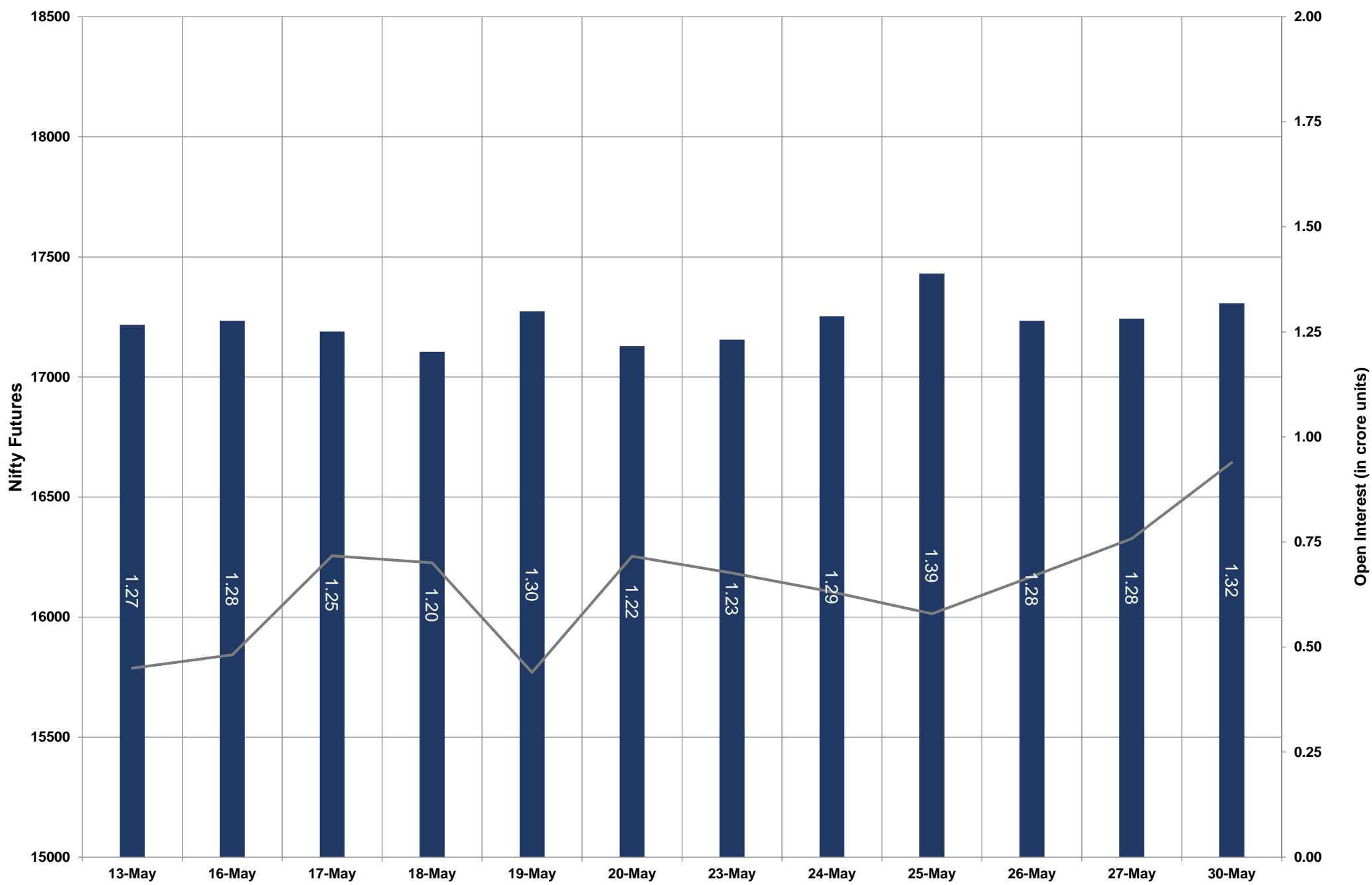


- Nifty Cash = **16661.40 (1.89%)**
- Resistance levels = **16750** and **16860**
- Support levels = **16520** and **16400**

# TECHNICAL VIEWS



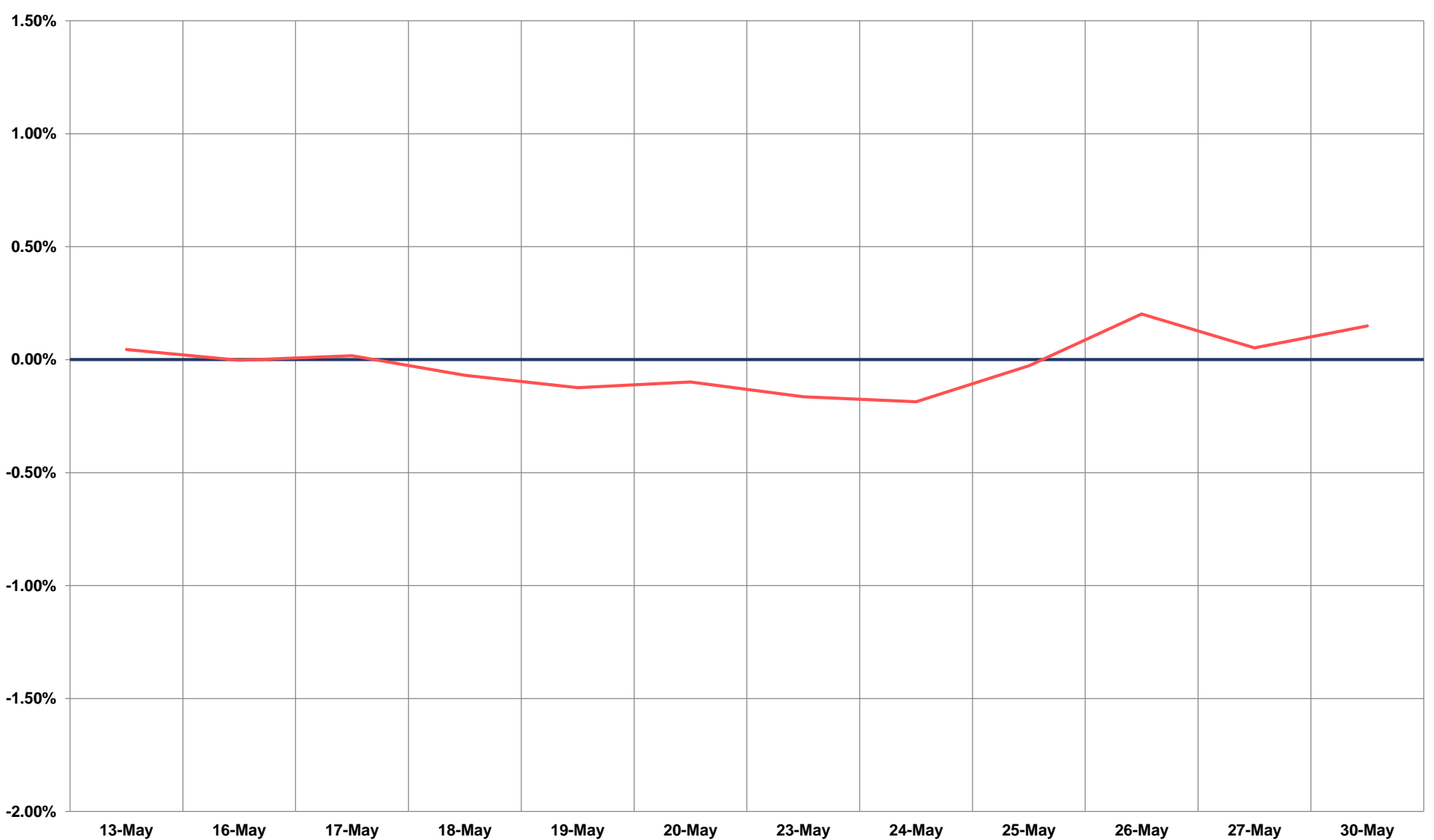
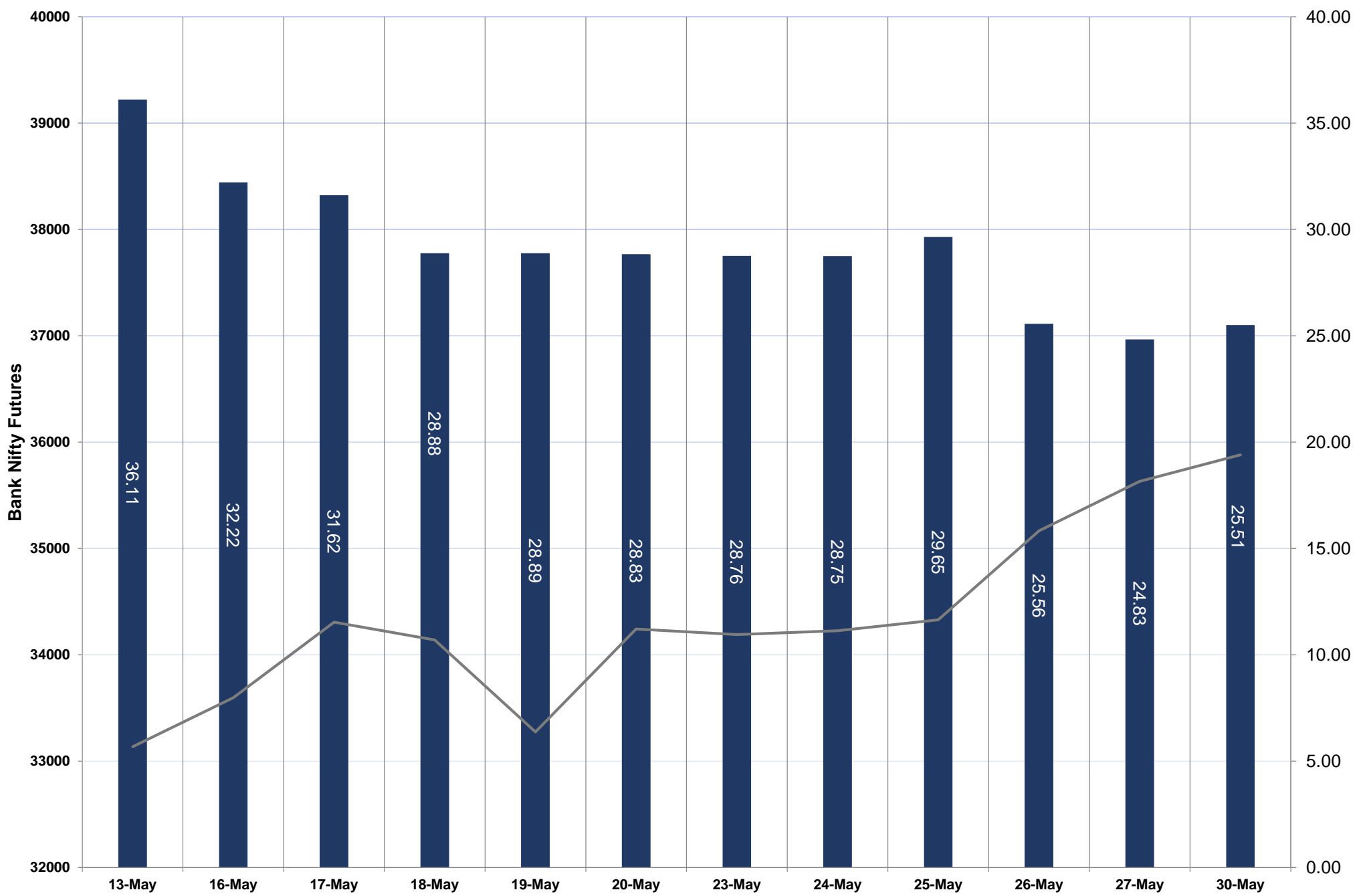
## NIFTY FUTURES



# TECHNICAL VIEWS



## BANK NIFTY FUTURES

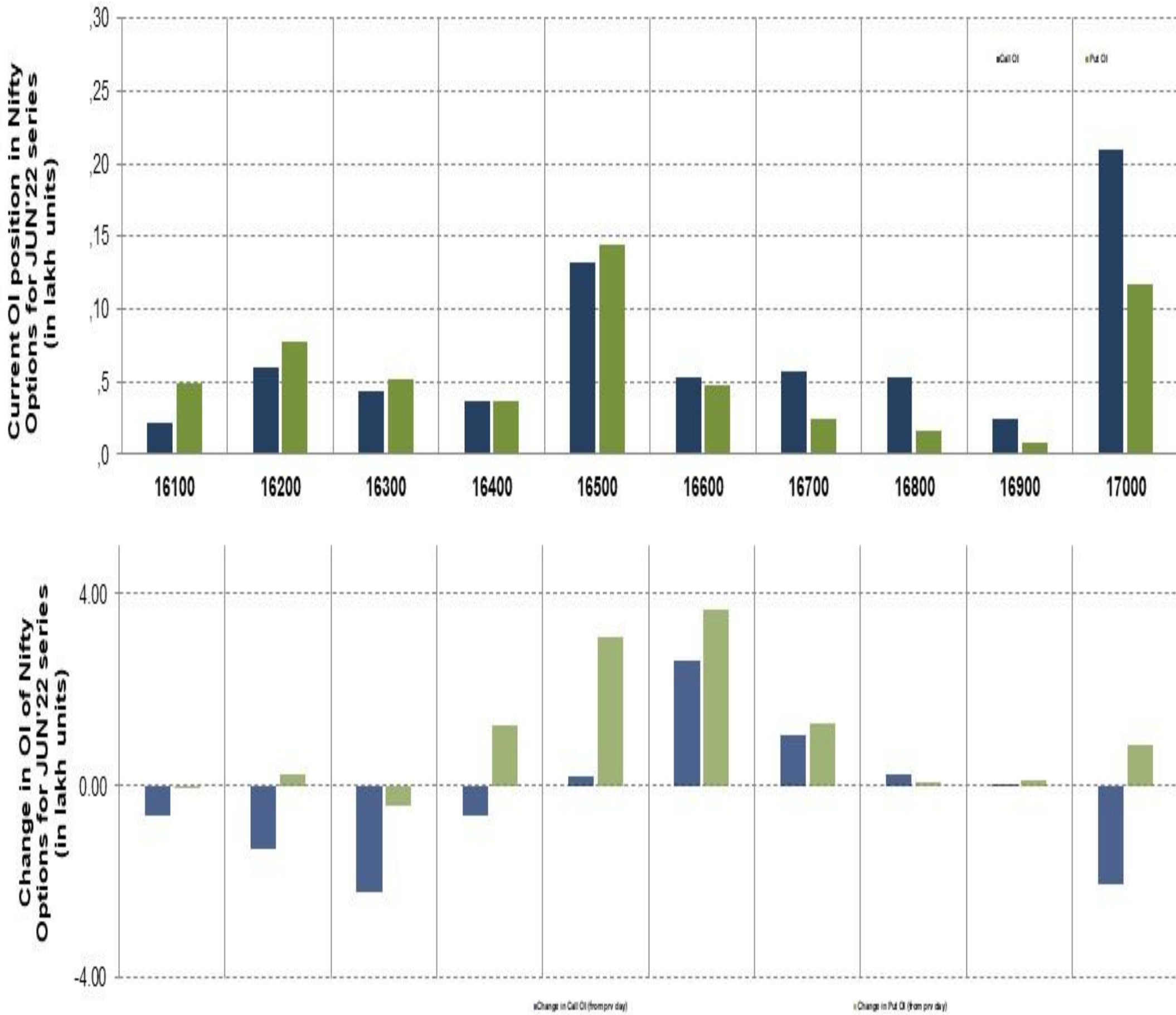




# TECHNICAL VIEWS



## NIFTY OPTIONS



- **Most Active Nifty Call** with an addition of 0.26 million in Open Interests is **Strike Price of 16600**
- **Most Active Nifty Put** with an addition of 0.36 millions in Open Interests is **Strike Price of 16600**
- **Maximum Open Interest** an outstanding was 2.09 millions for Calls at **Strike Price of 17000**
- **Maximum Open Interest** an outstanding was 1.44 millions for puts at **Strike Price of 16500**

# Disclaimer



The Information provided by SMS or in newsletter or in any document has been prepared by Shah Investor's Home Ltd (SIHL). The Information provided by SMS or in newsletter does not constitute an offer or solicitation for the purchase or sale of any financial instrument or as an official confirmation of any transaction. The information contained herein is from publicly available data or other sources believed to be reliable, but we do not represent that it is accurate or complete and it should not be relied on as such. SIHL or any of its affiliates/ group companies shall not be in any way responsible for any loss or damage that may arise to any person from any error in the information contained in this report or SMS. This Information provided by SMS, reports or in newsletter is provided for assistance only and is not intended to be and must not alone be taken as the basis for an investment decision. The user assumes the entire risk of any use made of this information. Each recipient of this Information provided by SMS, report or in newsletter should make such investigation as it deems necessary to arrive at an independent evaluation of an investment in the securities of companies referred to in this information provided by SMS, report or in newsletter (including the merits and risks involved), and should consult his own advisors to determine the merits and risks of such investment. The investment discussed or views expressed may not be suitable for all investors. This information is strictly confidential and is being furnished to you solely for your information.

The information should not be reproduced or redistributed or passed on directly or indirectly in any form to any other person or published, copied, in whole or in part, for any purpose. The information provided by report or SMS is not directed or intended for distribution to, or use by, any person or entity who is a citizen or resident of or located in any locality, state, country or other jurisdiction, where such distribution, publication, availability or use would be contrary to law, regulation or which would subject SIHL and affiliates/ group companies to any registration or licensing requirements within such jurisdiction. The distribution of this Information provided by SMS or in newsletter in certain jurisdictions may be restricted by law, and persons in whose possession this Information provided by SMS or in newsletter comes, should inform themselves about and observe, any such restrictions. The information given or Information provided by SMS, report or in newsletter is as of the date of the issue date of report or the date on which SMS provided and there can be no assurance that future results or events will be consistent with this information. This information is subject to change without any prior notice. SIHL reserves the right to make modifications and alterations to this statement as may be required from time to time. However, SIHL is under no obligation to update or keep the information current.

Nevertheless, SIHL is committed to providing independent and transparent recommendation to its client and would be happy to provide any information in response to specific client queries. Neither SIHL nor any of its affiliates, group companies, directors, employees, agents or representatives shall be liable for any damages whether direct, indirect, special or consequential including lost revenue or lost profits that may arise from or in connection with the use of the information. Past performance is not necessarily a guide to future performance. The disclosures of interest statements incorporated in the Information provided by SMS, report or in newsletter are provided solely to enhance the transparency and should not be treated as endorsement of the views expressed in the report. The analyst for this report certifies that all of the views expressed in this report accurately reflect his or her personal views about the subject company or companies and its or their securities, and no part of his or her compensation was, is or will be, directly or indirectly related to specific recommendations or views expressed in this report.