



# MORNING MANTRA



Daily Derivatives & Market Report

SEP 27, 2022



Indian equity benchmarks finished volatile day of trade on flat note, as investors awaited the outcome of a key meeting of the RBI's Monetary Policy Committee due this week. Markets made positive start, as traders took support with Chief Economic Advisor (CEA) V Anantha Nageswaran's statement that the Indian economy is showing resilience and on the path to recovery. He added that private demand and the services sector are doing better than expected. Soon markets turned volatile, as some cautiousness came with Finance minister Nirmala Sitharaman's statement that 'some people do also speak that a falling rupee also helps exports. Whether it does or doesn't, theoretically it may, but in today's condition, with recession outside and demand not really as adequately as it should be, even a fall in the rupee may or may not help our exports. We are conscious about these basic facts'.

In afternoon trade, key indices maintained their gains above neutral line. Traders took some solace after Organisation for Economic Cooperation and Development (OECD) in its latest Interim Economic Outlook has retained the India's Gross Domestic Product (GDP) growth projection at 6.9 per cent for the current financial year (FY23) despite the global economy losing momentum in wake of the Russia-Ukraine war. However, in last leg of trade, markets were oscillating between gains and losses, as global growth concerns remained on investors' minds. Traders took note of report that government will extend again the validity of the current foreign trade policy (FTP), which provides a road map for boosting external commerce in goods and services, by six months through March 31, 2023.

On the global front, European markets were trading mostly in green as investor sentiment showed signs of tentative recovery following a sharp sell-off in US and Asian equities. Back home, cement stocks remained in limelight after rating agency Crisil in its latest report has said that the operating profitability of cement companies is set to fall by 15 per cent year-on-year to Rs 900-925 per tonne this fiscal (FY23), adding to the pain of a 9 per cent decline last fiscal, as an increase in realisations will not be enough to offset the increase in prices of coal, petcoke and diesel that has pushed the average cost of production higher.

# MARKET SELFIE



## MARKET SUMMARY

Domestic Indices	Close	Points	% Change
SENSEX	57107.52	-37.70	-0.07
NIFTY	17007.40	-8.90	-0.05
MIDCAP	24554.00	1.24	0.01
SMLCAP	27990.87	137.20	0.49
BSEFMC	16104.06	92.69	0.58
AUTO	28770.07	-97.58	-0.34
POWER	4770.01	-27.85	-0.58
REALTY	3324.59	-5.31	-0.16
BSE IT	27353.14	181.17	0.67
BANKEX	43896.57	-347.11	-0.78
OIL GAS	18696.55	229.76	1.24
METAL	17695.85	-147.90	-0.83
INDIA VIX	21.57	-0.32	-1.46

## ADVANCE - DECLINE

Index	Advance	Decline	Unchanged
NSE	1404	855	56
BSE	1868	1539	133

## MARKET TURNOVER (₹ in Crs)

Segment	Current	Previous	Net %
BSE CASH	3844	4678	(18)
NSE CASH	58093	65458	(11)
NSE F&O	279054	274302	2

## KEY INDICES RATIOS

INDEX	P/E	P/B	Dividend Yield
NIFTY	20.30	3.95	1.35
SENSEX	22.03	3.26	1.26

# KEY NUMBERS TRACKER



## FII – DII ACTIVITY IN CASH SEGMENT (₹ in Crs)

FII-DII*	Buy	Sell	Net
DII	8829	5324	3505
FII	7422	10246	(2824)

Note: FPI & DII Figures are provisional

## FII ACTIVITY IN DERIVATIVES SEGMENT (₹ in Crs)

FII	Buy	Sell	Net
Index Futures	6251.19	7241.11	(990)
Index Options	915453.50	909747.29	5706
Stock Futures	57529.44	56065.95	1463
Stock Options	14148.62	14345.79	(197)

## PUT-CALL RATIO

Index	Current	Previous
NIFTY	0.70	0.70
BANK NIFTY	0.54	0.56

## DOLLAR INDEX

Dollar Index	Current	Previous	% Change
DXY	113.58	114.10	-0.45

## 10-YEARS G-SEC YIELD

Country	Current	Previous	% Change
INDIA	7.297	7.359	-0.84
USA	3.825	3.880	-1.41

## KEY COMMODITIES TRACKER (in \$)

Commodity	Current	Change Points	% Change
Gold	1637.07	9.41	0.57
Silver	18.66	0.22	1.24
Crude-Oil	77.83	1.12	1.46
Brent-Crude	85.44	1.38	1.64

# CURRENCY FUTURES & INDEX TRENDS TRACKER



## CURRENCY FUTURES

Expiry	Close	Change Points	% Change
28 SEP -22 USD-INR	81.54	-0.15	-0.18
28 SEP -22 EUR-INR	78.65	-0.07	-0.09
28 SEP -22 GBP-INR	88.16	0.45	0.51
28 SEP -22 JPY- INR	56.49	-0.17	-0.30

## INDICES – SUPPORT-RESISTANCE-PIVOT LEVELS

Index	Close	S2	S1	Pivot	R1	R2
NIFTY	17007	16808	16908	17042	17142	17276
SENSEX	57108	56500	56804	57254	57558	58008
NIFTY FUTURES	17055	16830	16942	17059	17171	17288
BANK NIFTY	38359	37666	38013	38532	38878	39397
CNX IT	27004	26510	26757	26929	27176	27348
CNX MIDCAP	30161	29627	29894	30166	30432	30704
CNX SMALLCAP	9286	9124	9205	9303	9384	9482
INDIA VIX	21.57	20.05	20.81	21.55	22.31	23.05

## INDEX TREND ANALYSIS

Index	Daily	Weekly	Monthly
NIFTY	Sell	Neutral	Buy
SENSEX	Sell	Neutral	Buy
NIFTY FUTURES	Sell	Neutral	Buy
BANK NIFTY	Neutral	Neutral	Buy
CNX IT	Neutral	Sell	Neutral
CNX MIDCAP	Neutral	Buy	Buy
CNX SMALLCAP	Neutral	Neutral	Buy
INDIA VIX	Buy	Neutral	Sell

## SECURITIES BAN IN F&O TRADES FOR 28-09-2022

IDEA, ZEEL



# TECHNICAL VIEWS



## NIFTY

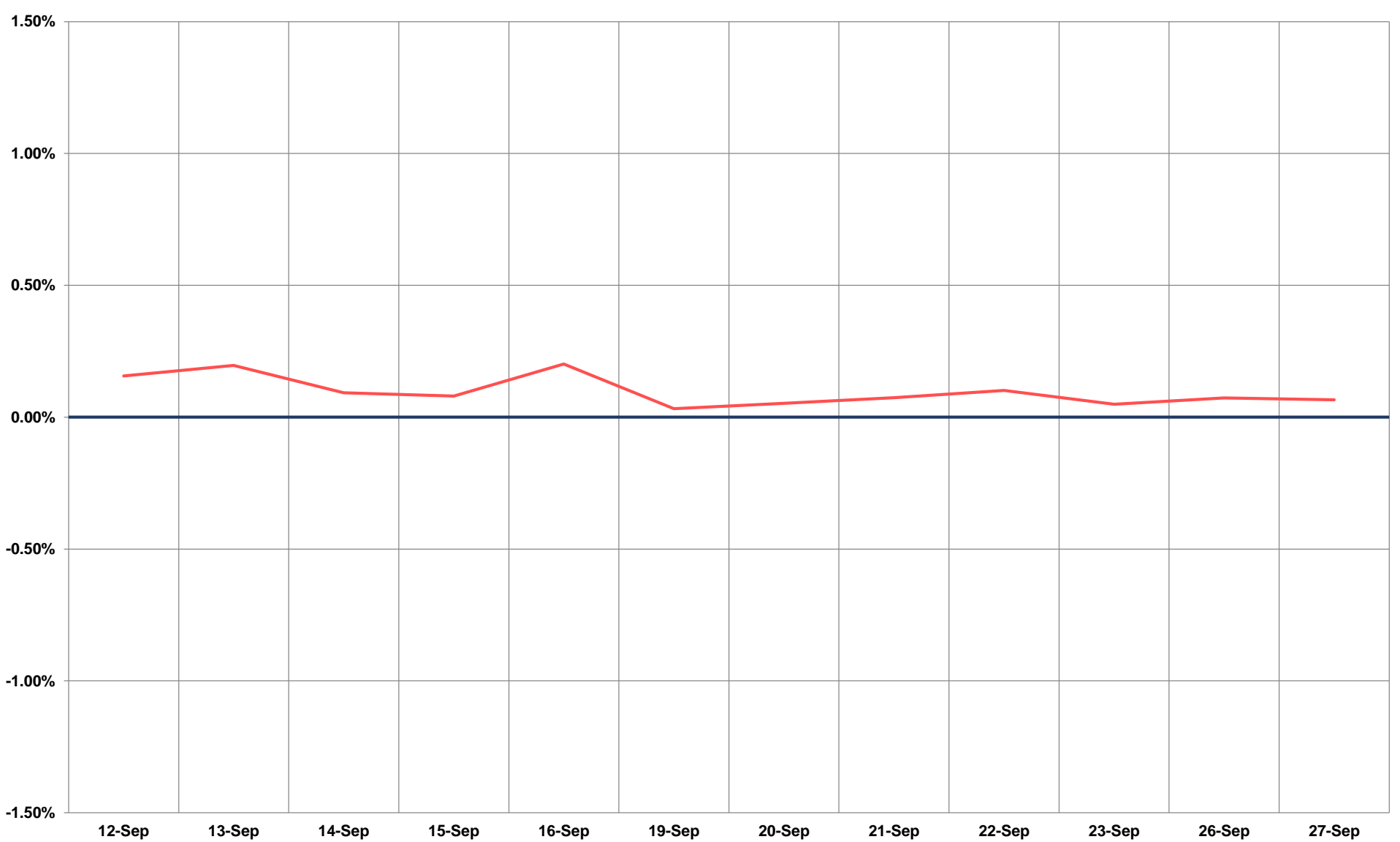
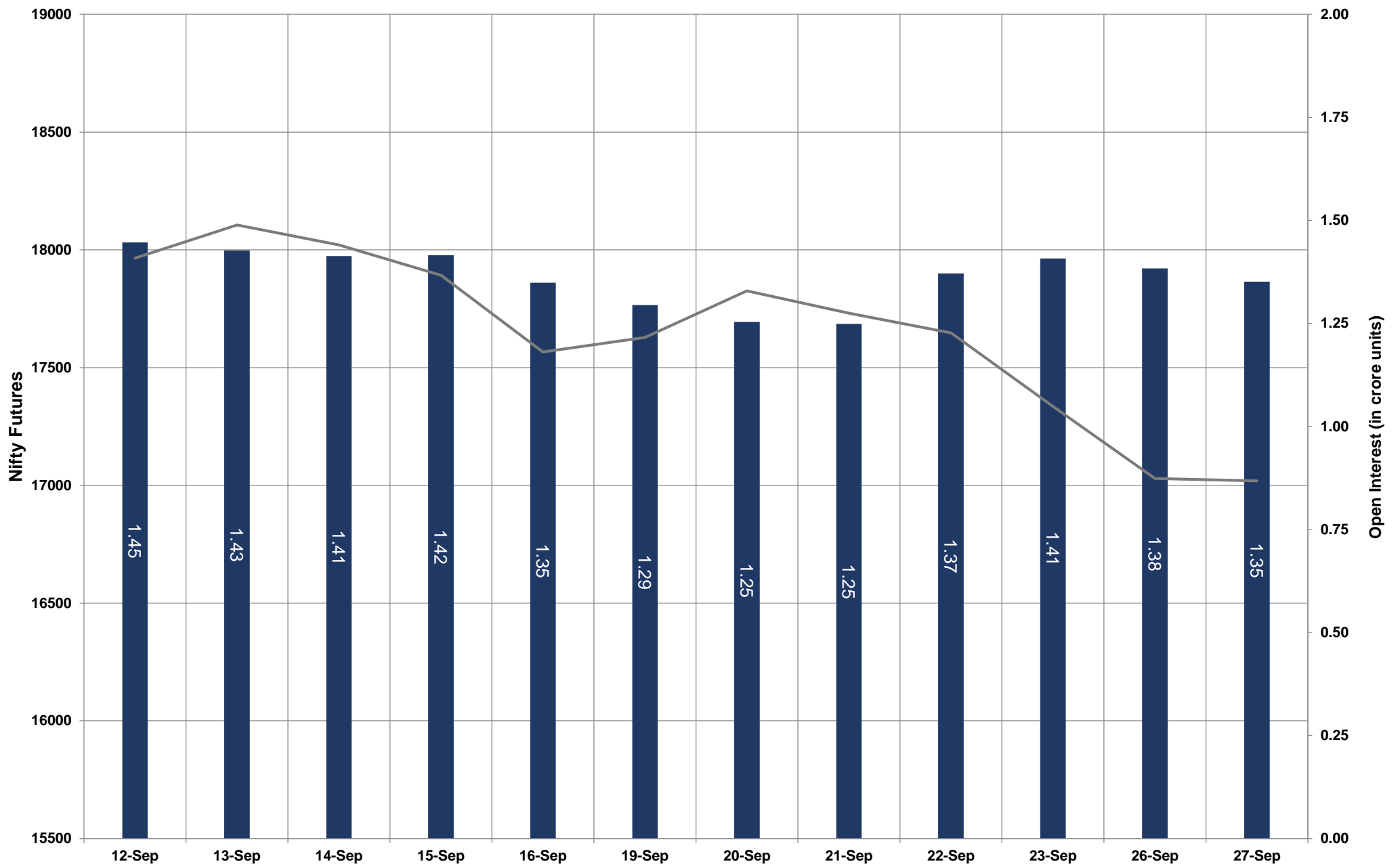


- Nifty Cash = **17007.40 (-0.05%)**
- Resistance levels = **17200** and **17350**
- Support levels = **16950** and **16800**

# TECHNICAL VIEWS



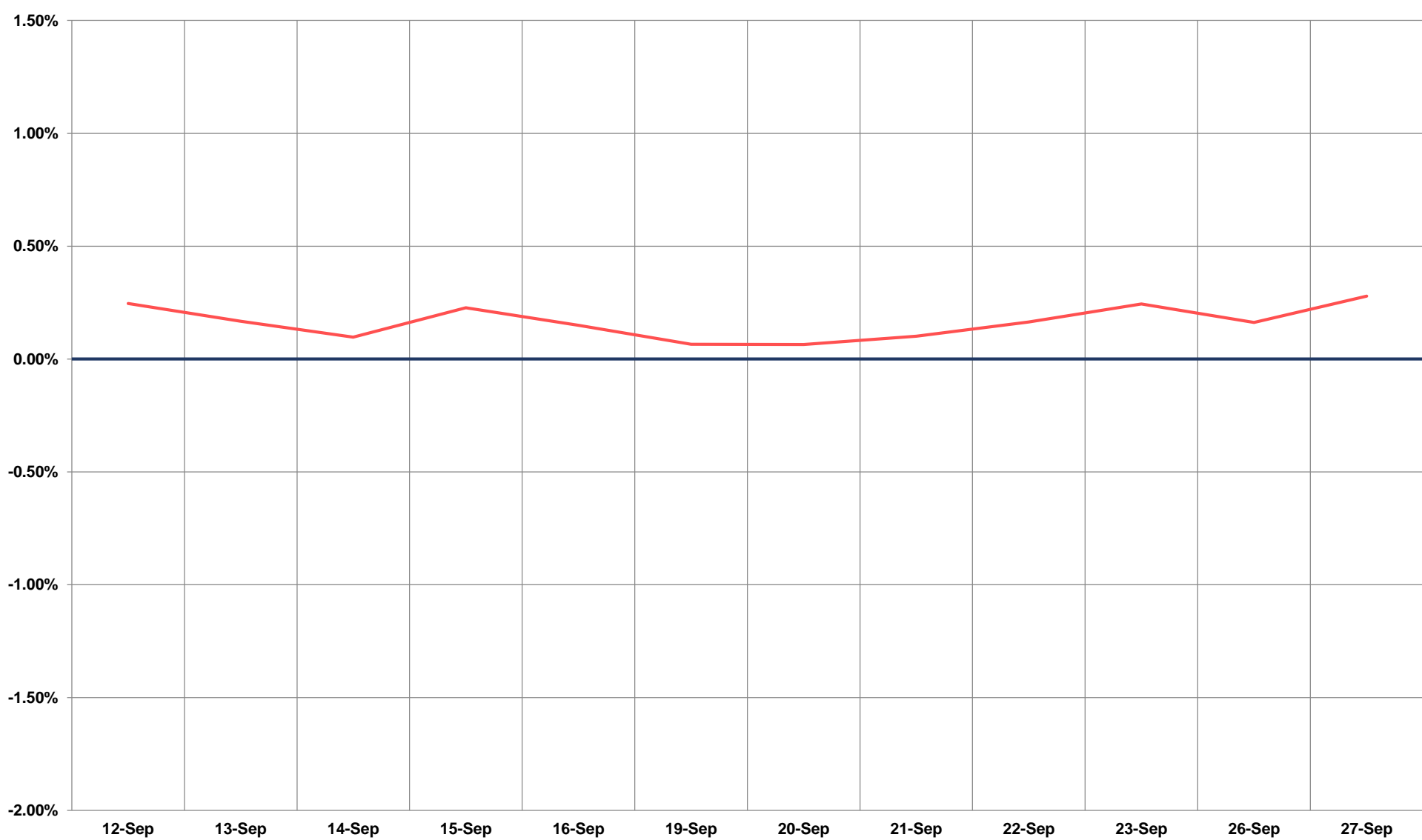
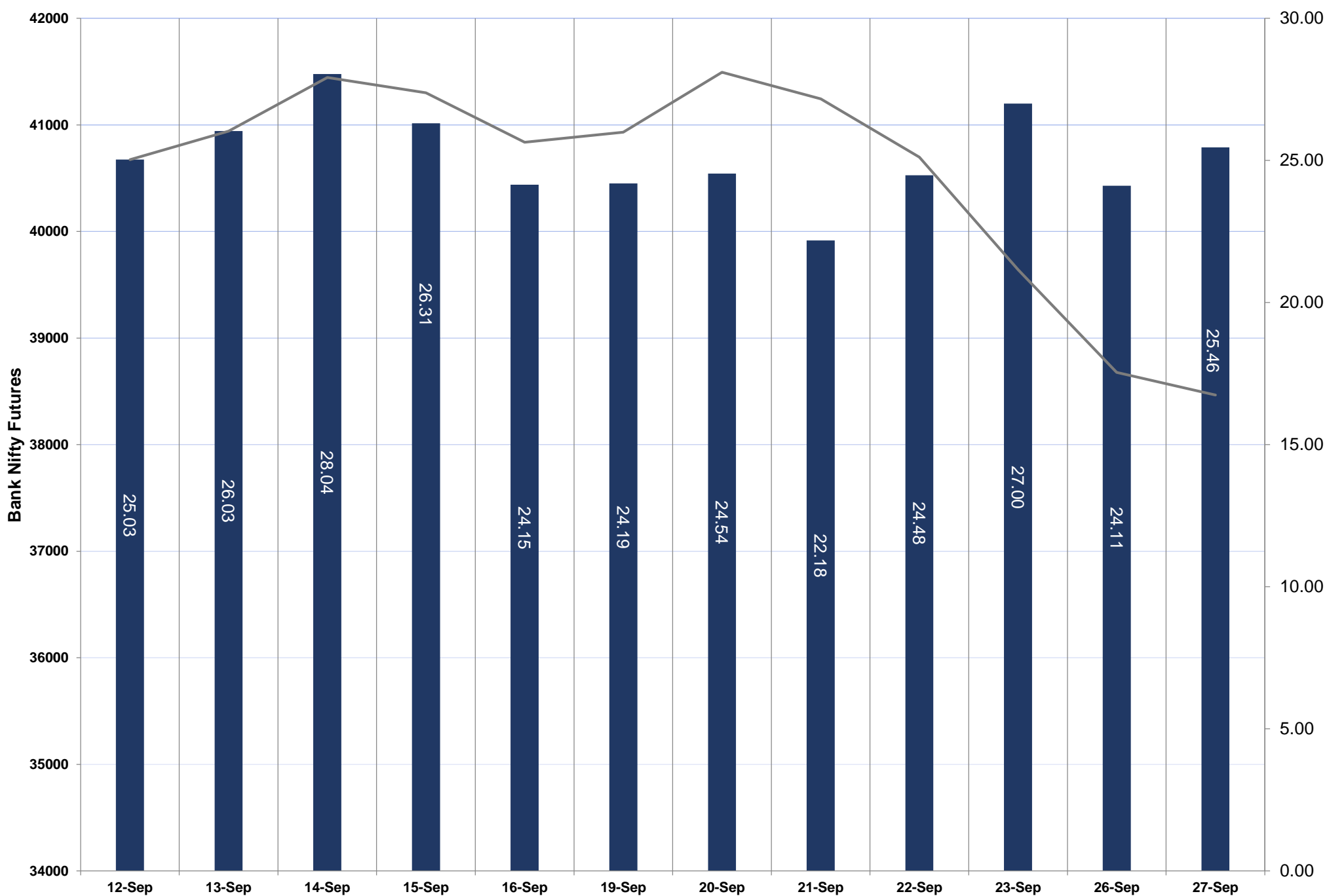
## NIFTY FUTURES



# TECHNICAL VIEWS



## BANK NIFTY FUTURES

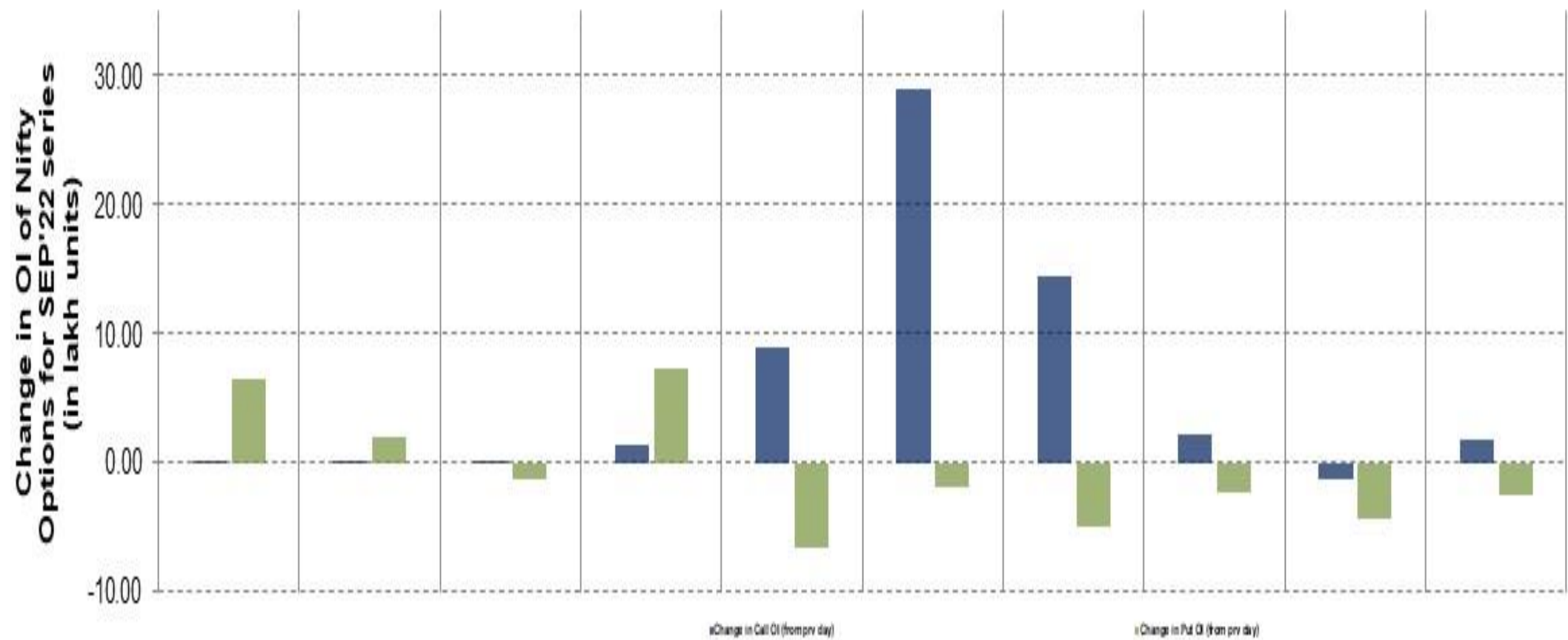
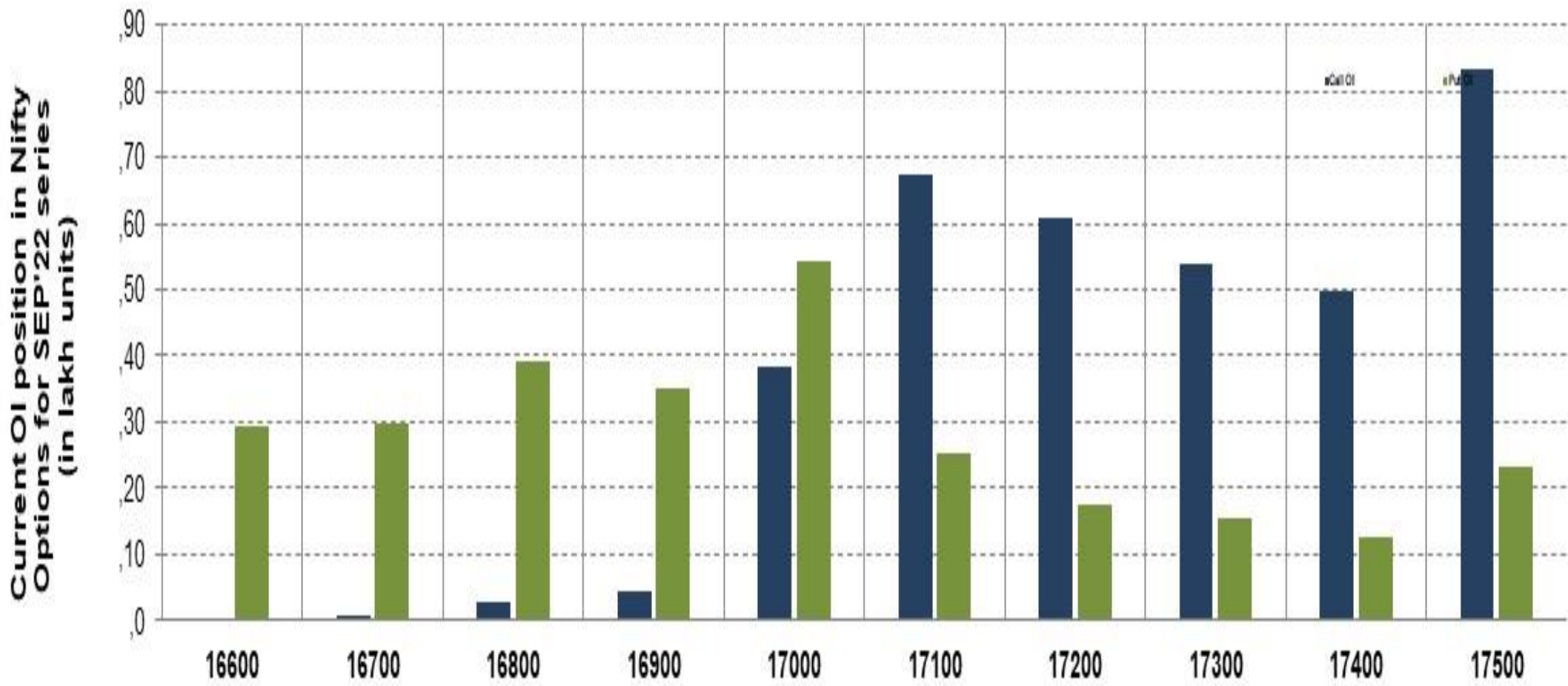




# TECHNICAL VIEWS



## NIFTY OPTIONS



Change in Call OI (from prev day)

Change in Put OI (from prev day)

- **Most Active Nifty Call** with an addition of **2.89 million** in Open Interests is **Strike Price of 17100**
- **Most Active Nifty Put** with an addition of **0.73 millions** in Open Interests is **Strike Price of 16900**
- **Maximum Open Interest an outstanding** was **8.34 millions** for Calls at **Strike Price of 17500**
- **Maximum Open Interest an outstanding** was **5.42 millions** for puts at **Strike Price of 17000**

# Disclaimer



The Information provided by SMS or in newsletter or in any document has been prepared by Shah Investor's Home Ltd (SIHL). The Information provided by SMS or in newsletter does not constitute an offer or solicitation for the purchase or sale of any financial instrument or as an official confirmation of any transaction. The information contained herein is from publicly available data or other sources believed to be reliable, but we do not represent that it is accurate or complete and it should not be relied on as such. SIHL or any of its affiliates/ group companies shall not be in any way responsible for any loss or damage that may arise to any person from any error in the information contained in this report or SMS. This Information provided by SMS, reports or in newsletter is provided for assistance only and is not intended to be and must not alone be taken as the basis for an investment decision. The user assumes the entire risk of any use made of this information. Each recipient of this Information provided by SMS, report or in newsletter should make such investigation as it deems necessary to arrive at an independent evaluation of an investment in the securities of companies referred to in this information provided by SMS, report or in newsletter (including the merits and risks involved), and should consult his own advisors to determine the merits and risks of such investment. The investment discussed or views expressed may not be suitable for all investors. This information is strictly confidential and is being furnished to you solely for your information.

The information should not be reproduced or redistributed or passed on directly or indirectly in any form to any other person or published, copied, in whole or in part, for any purpose. The information provided by report or SMS is not directed or intended for distribution to, or use by, any person or entity who is a citizen or resident of or located in any locality, state, country or other jurisdiction, where such distribution, publication, availability or use would be contrary to law, regulation or which would subject SIHL and affiliates/ group companies to any registration or licensing requirements within such jurisdiction. The distribution of this Information provided by SMS or in newsletter in certain jurisdictions may be restricted by law, and persons in whose possession this Information provided by SMS or in newsletter comes, should inform themselves about and observe, any such restrictions. The information given or Information provided by SMS, report or in newsletter is as of the date of the issue date of report or the date on which SMS provided and there can be no assurance that future results or events will be consistent with this information. This information is subject to change without any prior notice. SIHL reserves the right to make modifications and alterations to this statement as may be required from time to time. However, SIHL is under no obligation to update or keep the information current.

Nevertheless, SIHL is committed to providing independent and transparent recommendation to its client and would be happy to provide any information in response to specific client queries. Neither SIHL nor any of its affiliates, group companies, directors, employees, agents or representatives shall be liable for any damages whether direct, indirect, special or consequential including lost revenue or lost profits that may arise from or in connection with the use of the information. Past performance is not necessarily a guide to future performance. The disclosures of interest statements incorporated in the Information provided by SMS, report or in newsletter are provided solely to enhance the transparency and should not be treated as endorsement of the views expressed in the report. The analyst for this report certifies that all of the views expressed in this report accurately reflect his or her personal views about the subject company or companies and its or their securities, and no part of his or her compensation was, is or will be, directly or indirectly related to specific recommendations or views expressed in this report.