



MORNING MANTRA



Daily Derivatives & Market Report

OCT 21, 2022



Indian equity benchmarks advanced for six straight day in a row with Nifty and Sensex settling above the psychological 17550 and 59300 levels respectively. Key indices made gap-up opening, as traders took support with Commerce Secretary Sunil Barthwal's statement that there is a huge scope for India to move in the global value chain systems and have high value-addition in global exports. India's share in global exports is less than 2 per cent. So, huge potential is there to boost the shipments despite global headwinds and low trade growth predictions. Some additional support also came after foreign institutional investors (FIIs) net bought equities worth Rs 1,864.79 crore on 20 October, according to the provisional data available on the NSE. Traders also took note of a report that the Centre has exuded confidence that the prices of pulses and onions - the two main commodities which seasonally show a spike with the advent of winter - wouldn't rise much this year, assuring it has adequate stocks in the event of a market intervention.

Markets sustained their gaining momentum in afternoon session, as sentiments remained upbeat after official data showed that retirement fund body EPFO net added 16.94 lakh new subscribers in August 2022, registering a 14.4 per cent rise as compared to the year-ago period. Sentiments got boost after Union Minister of Commerce and Industry, Consumer Affairs, Food and Public Distribution and Textiles, Piyush Goyal said that the world currently is looking at India with great confidence. He said this trust has developed after 8 years of painstakingly building up India's story. He said 'Structural reforms have been the core agenda of the government, helping us to lay the building blocks for the future.' However, in late afternoon session, markets erased most of their gains to trade flat on the back of profit booking. Traders maintained some cautiousness approach amid a private report stating that India suffered an income loss of USD 159 billion, 5.4 per cent of its gross domestic product, in the service, manufacturing, agriculture, and construction sectors due to extreme heat in 2021.

On the global front, European markets were trading lower, as political chaos in the U.K. continues following the resignation of Prime Minister Liz Truss. A leadership contest will now take place over the next week. Asian markets ended mostly in red and the dollar rose with Treasury yields as hawkish signals from Federal Reserve officials ramped up fears of a U.S. recession. Back on the home turf, sector wise, defence sector remained in limelight after defence Minister Rajnath Singh has said the government has set itself a target of achieving defence exports of USD 5 billion by 2025. He also said the government was eyeing overall turnover of USD 22 billion in defence production in the same timeframe. In scrip specific, Axis Bank ended higher after it has reported 66% rise in Q2 consolidated net profit.

MARKET SELFIE



MARKET SUMMARY

Domestic Indices	Close	Points	% Change
SENSEX	59307.15	104.25	0.18
NIFTY	17576.30	12.35	0.07
MIDCAP	24805.15	-188.17	-0.75
SMLCAP	28566.82	-171.89	-0.60
BSEFMC	16163.67	-19.52	-0.12
AUTO	29106.77	-59.26	-0.20
POWER	4726.51	-35.43	-0.74
REALTY	3399.11	3.38	0.10
BSE IT	28581.51	-49.63	-0.17
BANKEX	46849.58	948.78	2.07
OIL GAS	18639.75	-11.90	-0.06
METAL	18449.03	-165.90	-0.89
INDIA VIX	17.28	0.05	0.29

ADVANCE - DECLINE

Index	Advance	Decline	Unchanged
NSE	926	1346	66
BSE	1357	2061	140

MARKET TURNOVER (₹ in Crs)

Segment	Current	Previous	Net %
BSE CASH	3688	2905	27
NSE CASH	54200	48336	12
NSE F&O	261116	216088	21

KEY INDICES RATIOS

INDEX	P/E	P/B	Dividend Yield
NIFTY	21.07	4.13	1.29
SENSEX	22.87	3.39	1.20

KEY NUMBERS TRACKER



FII – DII ACTIVITY IN CASH SEGMENT (₹ in Crs)

FII-DII*	Buy	Sell	Net
DII	5159	5278	(119)
FII	9057	8618	439

Note: FPI & DII Figures are provisional

FII ACTIVITY IN DERIVATIVES SEGMENT (₹ in Crs)

FII	Buy	Sell	Net
Index Futures	6928.58	6434.82	494
Index Options	712737.93	702844.66	9893
Stock Futures	60316.62	59798.19	518
Stock Options	16728.03	16444.79	283

PUT-CALL RATIO

Index	Current	Previous
NIFTY	1.03	1.21
BANK NIFTY	1.15	0.89

DOLLAR INDEX

Dollar Index	Current	Previous	% Change
DXY	113.78	112.88	0.80

10-YEARS G-SEC YIELD

Country	Current	Previous	% Change
INDIA	7.512	7.476	0.48
USA	4.286	4.226	1.43

KEY COMMODITIES TRACKER (in \$)

Commodity	Current	Change Points	% Change
Gold	1630.08	3.12	0.19
Silver	18.54	-0.06	-0.36
Crude-Oil	84.44	-0.07	-0.08
Brent-Crude	92.42	0.04	0.04

CURRENCY FUTURES & INDEX TRENDS TRACKER



CURRENCY FUTURES

Expiry	Close	Change Points	% Change
27 OCT -22 USD-INR	82.91	0.13	0.16
27 OCT -22 EUR-INR	80.88	-0.40	-0.49
27 OCT -22 GBP-INR	92.29	-0.63	-0.68
27 OCT -22 JPY- INR	54.80	-0.55	-1.00

INDICES – SUPPORT-RESISTANCE-PIVOT LEVELS

Index	Close	S2	S1	Pivot	R1	R2
NIFTY	17564	17360	17462	17523	17625	17686
SENSEX	59203	58607	58905	59089	59387	59572
NIFTY FUTURES	17545	17322	17433	17497	17608	17671
BANK NIFTY	40100	39693	39896	40052	40256	40412
CNX IT	28432	27704	28068	28265	28629	28826
CNX MIDCAP	30901	30518	30710	30824	31015	31129
CNX SMALLCAP	9667	9541	9604	9642	9705	9743
INDIA VIX	17.23	14.66	15.95	16.85	18.14	19.04

INDEX TREND ANALYSIS

Index	Daily	Weekly	Monthly
NIFTY	Buy	Buy	Neutral
SENSEX	Buy	Buy	Neutral
NIFTY FUTURES	Buy	Buy	Neutral
BANK NIFTY	Buy	Buy	Buy
CNX IT	Buy	Neutral	Neutral
CNX MIDCAP	Sell	Neutral	Buy
CNX SMALLCAP	Buy	Neutral	Neutral
INDIA VIX	Sell	Sell	Neutral

SECURITIES BAN IN F&O TRADES FOR 24-09-2022

BHEL

TECHNICAL VIEWS



NIFTY

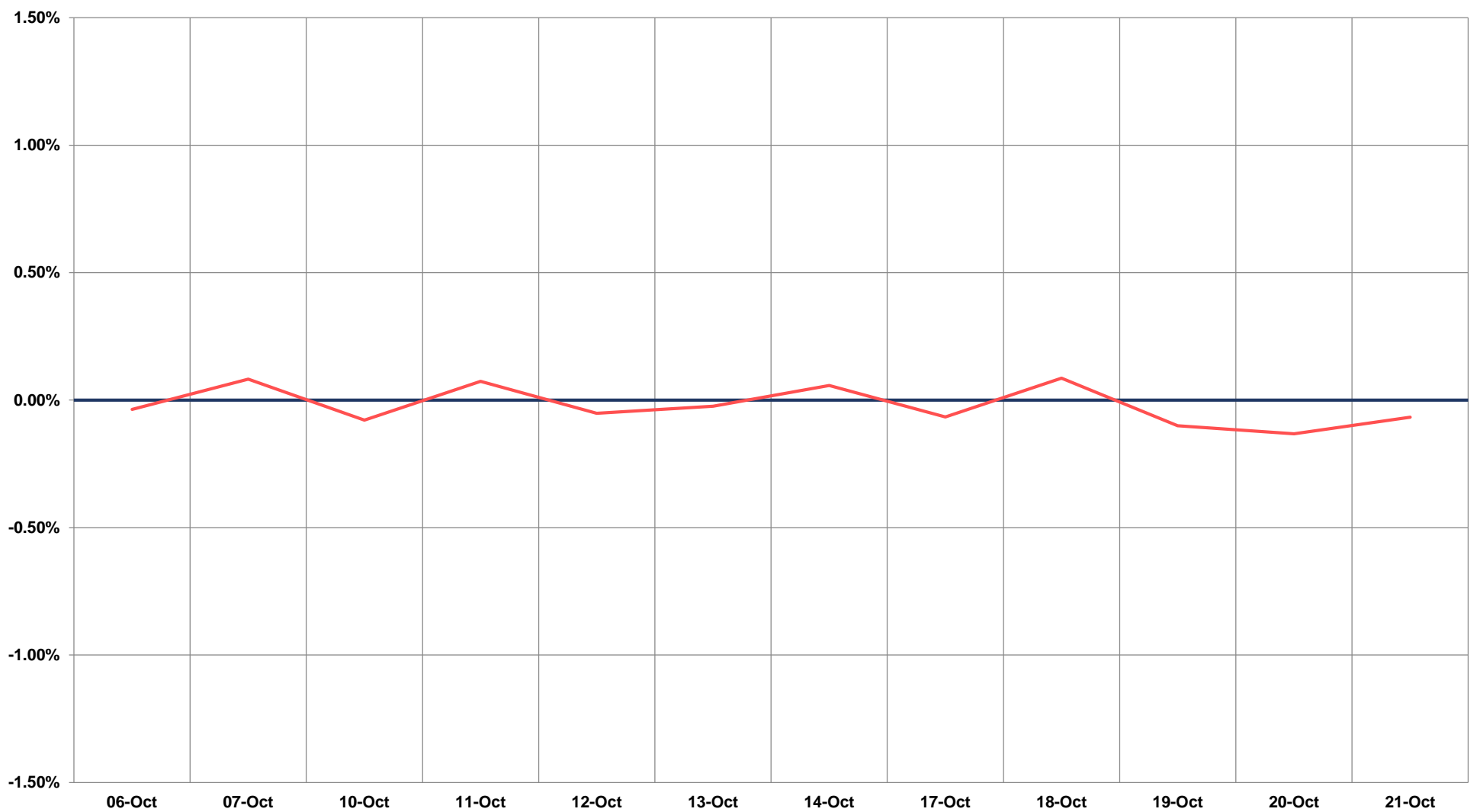
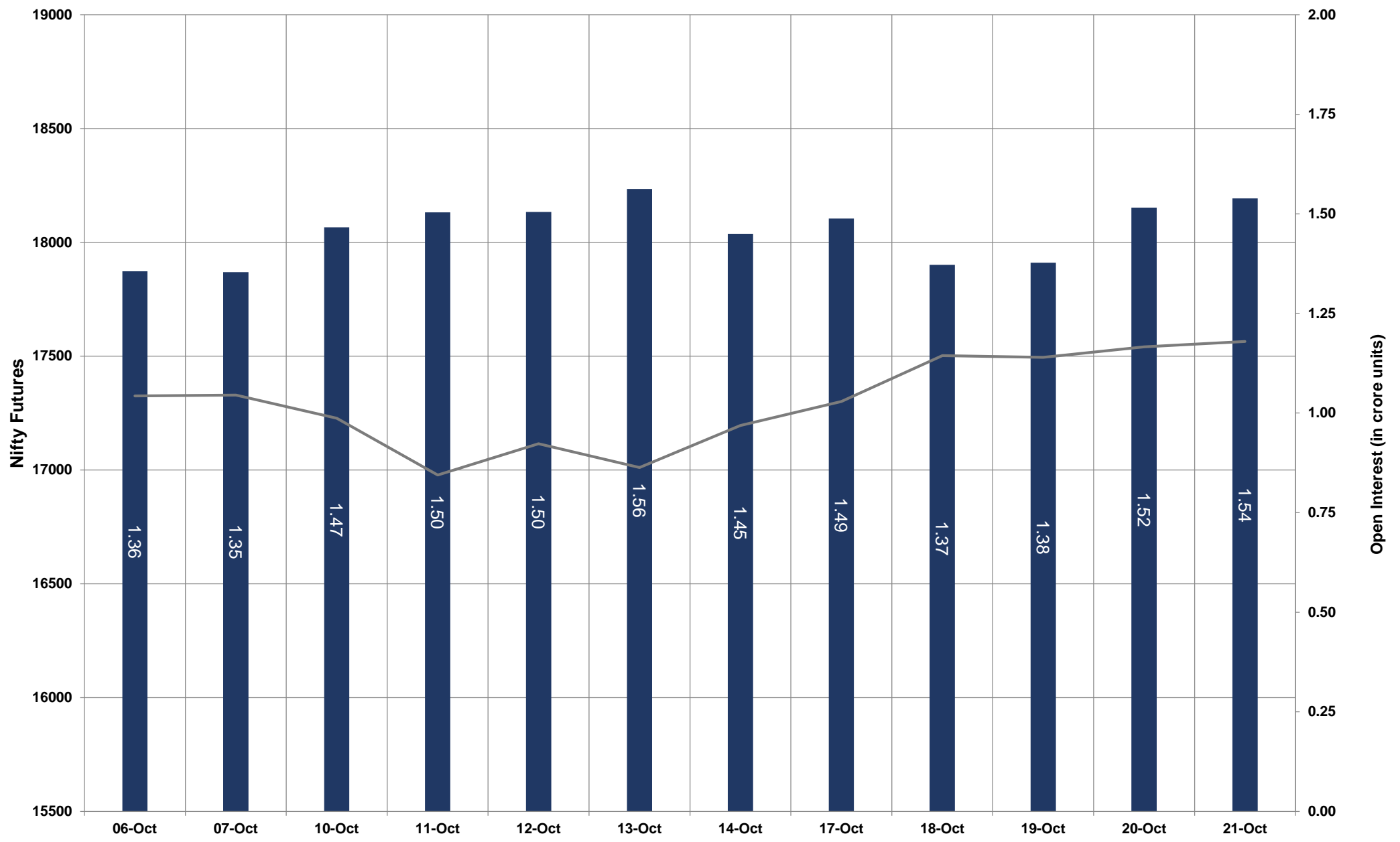


- Nifty Cash = 17576.30 (0.07%)
- Resistance levels = 17660 and 17740
- Support levels = 17420 and 17340

TECHNICAL VIEWS



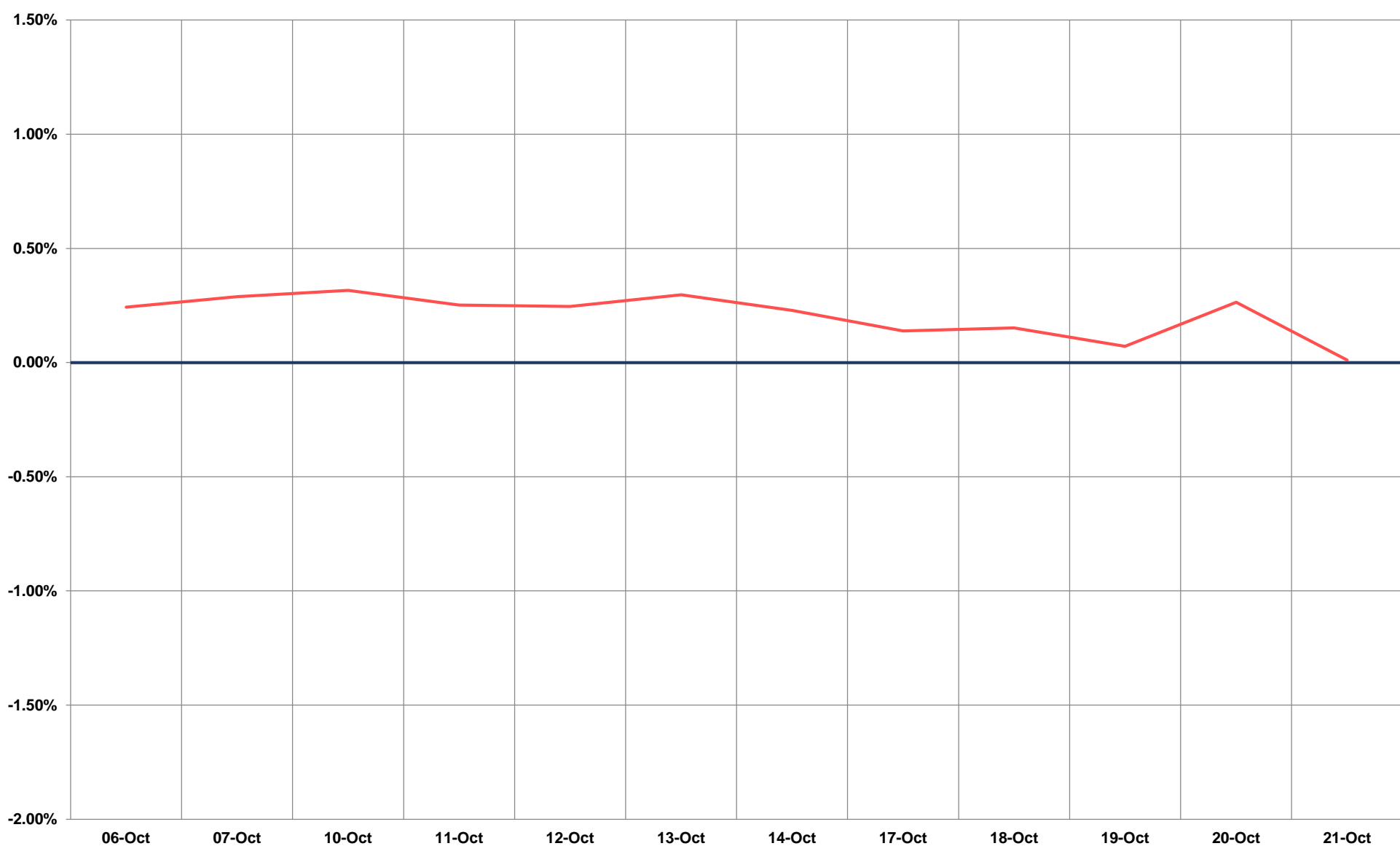
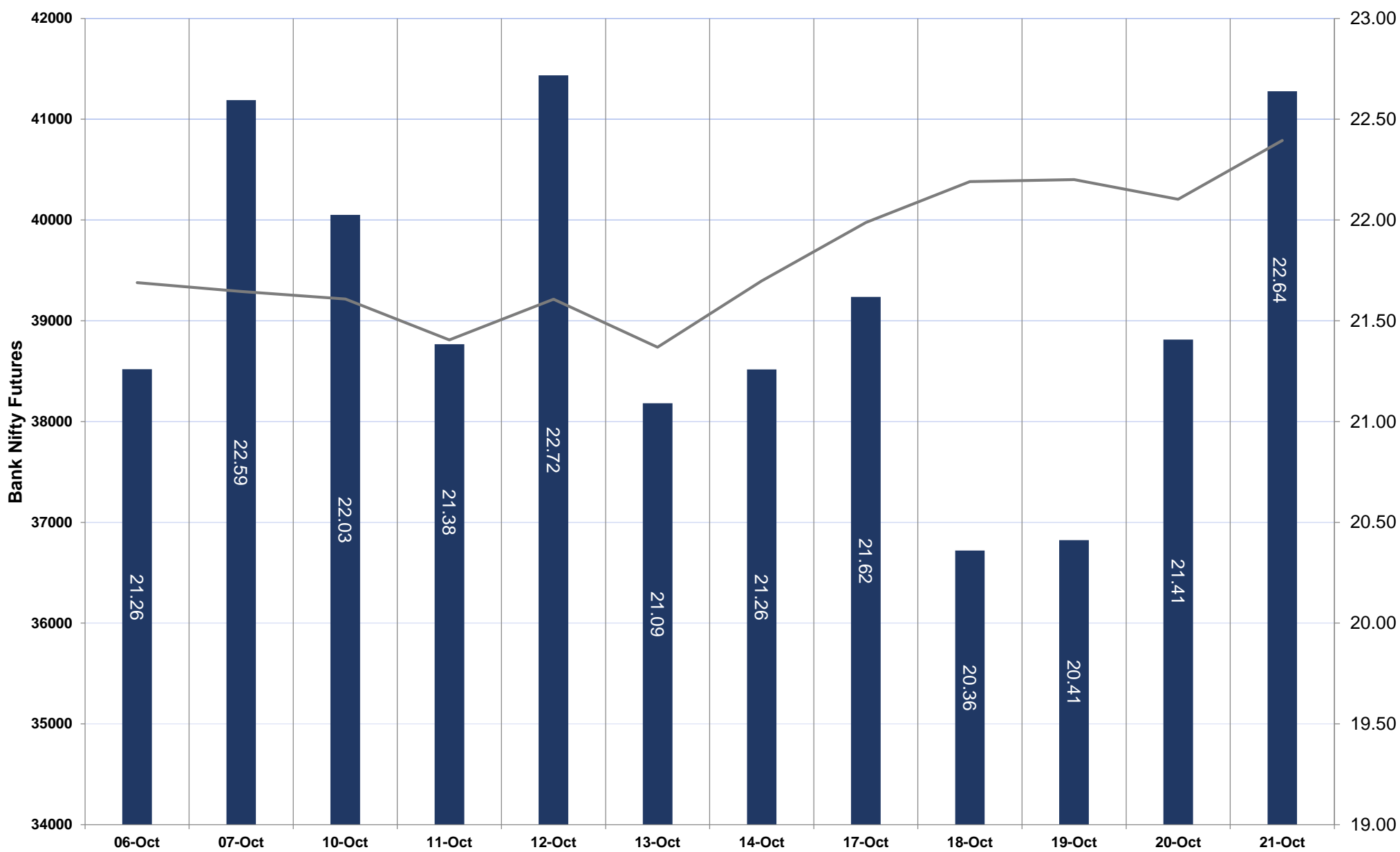
NIFTY FUTURES



TECHNICAL VIEWS



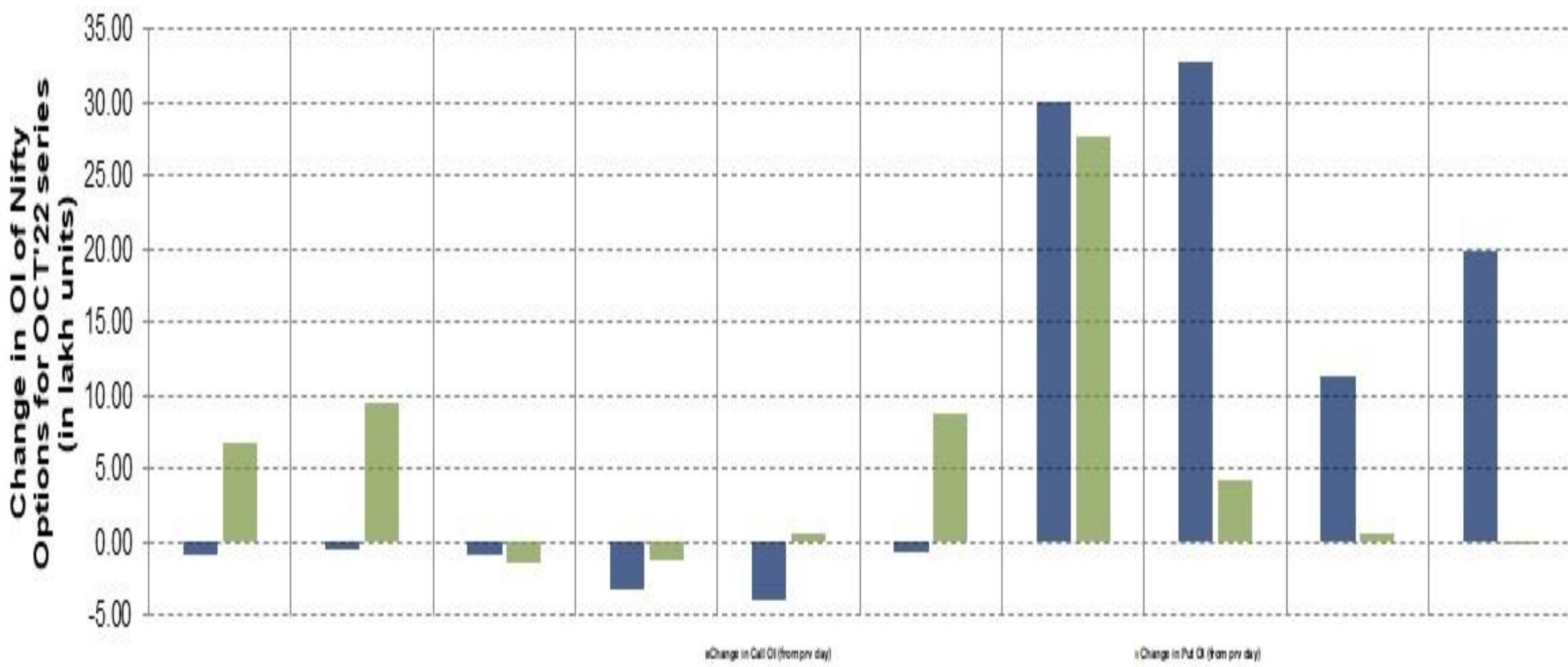
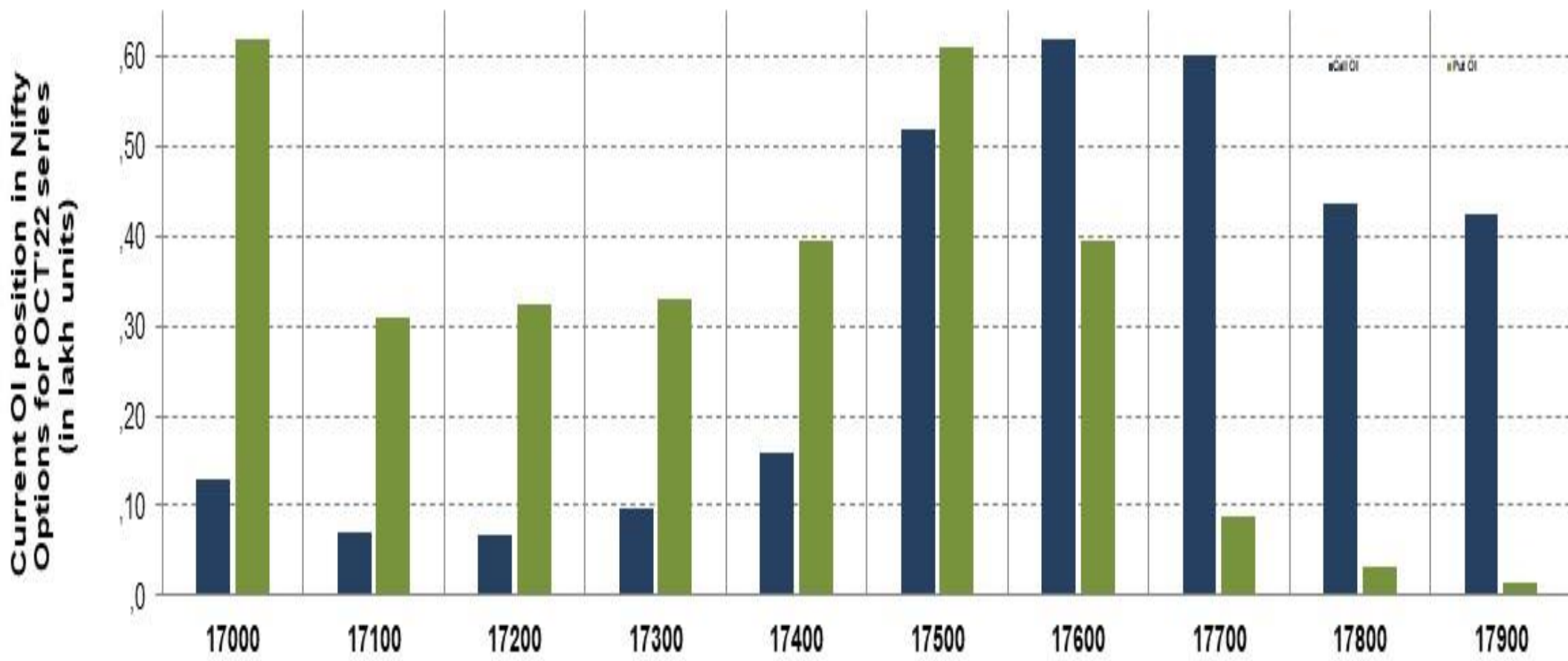
BANK NIFTY FUTURES



TECHNICAL VIEWS



NIFTY OPTIONS



- **Most Active Nifty Call** with an addition of 3.27 million in Open Interests is **Strike Price of 17700**
- **Most Active Nifty Put** with an addition of 2.75 millions in Open Interests is **Strike Price of 17600**
- **Maximum Open Interest an outstanding** was 6.18 millions for Calls at **Strike Price of 17500**
- **Maximum Open Interest an outstanding** was 6.19 millions for puts at **Strike Price of 17000**

Disclaimer



The Information provided by SMS or in newsletter or in any document has been prepared by Shah Investor's Home Ltd (SIHL). The Information provided by SMS or in newsletter does not constitute an offer or solicitation for the purchase or sale of any financial instrument or as an official confirmation of any transaction. The information contained herein is from publicly available data or other sources believed to be reliable, but we do not represent that it is accurate or complete and it should not be relied on as such. SIHL or any of its affiliates/ group companies shall not be in any way responsible for any loss or damage that may arise to any person from any error in the information contained in this report or SMS. This Information provided by SMS, reports or in newsletter is provided for assistance only and is not intended to be and must not alone be taken as the basis for an investment decision. The user assumes the entire risk of any use made of this information. Each recipient of this Information provided by SMS, report or in newsletter should make such investigation as it deems necessary to arrive at an independent evaluation of an investment in the securities of companies referred to in this information provided by SMS, report or in newsletter (including the merits and risks involved), and should consult his own advisors to determine the merits and risks of such investment. The investment discussed or views expressed may not be suitable for all investors. This information is strictly confidential and is being furnished to you solely for your information.

The information should not be reproduced or redistributed or passed on directly or indirectly in any form to any other person or published, copied, in whole or in part, for any purpose. The information provided by report or SMS is not directed or intended for distribution to, or use by, any person or entity who is a citizen or resident of or located in any locality, state, country or other jurisdiction, where such distribution, publication, availability or use would be contrary to law, regulation or which would subject SIHL and affiliates/ group companies to any registration or licensing requirements within such jurisdiction. The distribution of this Information provided by SMS or in newsletter in certain jurisdictions may be restricted by law, and persons in whose possession this Information provided by SMS or in newsletter comes, should inform themselves about and observe, any such restrictions. The information given or Information provided by SMS, report or in newsletter is as of the date of the issue date of report or the date on which SMS provided and there can be no assurance that future results or events will be consistent with this information. This information is subject to change without any prior notice. SIHL reserves the right to make modifications and alterations to this statement as may be required from time to time. However, SIHL is under no obligation to update or keep the information current.

Nevertheless, SIHL is committed to providing independent and transparent recommendation to its client and would be happy to provide any information in response to specific client queries. Neither SIHL nor any of its affiliates, group companies, directors, employees, agents or representatives shall be liable for any damages whether direct, indirect, special or consequential including lost revenue or lost profits that may arise from or in connection with the use of the information. Past performance is not necessarily a guide to future performance. The disclosures of interest statements incorporated in the Information provided by SMS, report or in newsletter are provided solely to enhance the transparency and should not be treated as endorsement of the views expressed in the report. The analyst for this report certifies that all of the views expressed in this report accurately reflect his or her personal views about the subject company or companies and its or their securities, and no part of his or her compensation was, is or will be, directly or indirectly related to specific recommendations or views expressed in this report.