



MORNING MANTRA



Daily Derivatives & Market Report

NOV 23, 2022



The Indian equity benchmarks extended their gains for second straight day. Indices made optimistic start, as traders got encouragement after Organisation for Economic Cooperation and Development (OECD), the Paris-based intergovernmental body that focuses on economic policy reports in its latest Economic Outlook said that India, with a growth rate of 6.6 per cent in this financial year, is set to be the second-fastest growing economy in the G20 in FY 2022-23 behind Saudi Arabia, despite decelerating global demand and the tightening of monetary policy to manage inflationary pressures. Some additional support also came with commerce and industry minister Piyush Goyal's statement that the proposed free trade agreement (FTA) between India and the UK is a high priority for both the countries and the next round of negotiations for the pact is slated to happen next month.

Markets cut some of their gains but managed to protect gains, as some comfort also came after Moody's Investors Service said the trend of gradual fiscal consolidation remains intact for India and going forward the country will see strong revenue performance and debt stabilisation. Traders took note of report that India has been ranked 8th on Climate Change Performance Index (CCPI, 2023) published by German Watch, New Climate Institute and Climate Action Network International based in Germany. The latest report of CCPI, released at COP 27 in November 2022, shows Denmark, Sweden, Chile and Morocco as the only four small countries that were ranked above India as 4th, 5th, 6th and 7th respectively.

Key gauges continued their firm trade in afternoon session amid reports that India is not only a bright spot amid looming uncertainty in the global economy with the forecast of a 6.1 per cent growth as compared to China's 4.4 per cent, European economies near 0.5 per cent and the US around 1 per cent next year. It is also fast emerging as one of the most important leaders of technological change, especially in the arena of digital technology and other frontier technologies. In late afternoon session, indices added more points to touch intraday high points amid investors were looking forward to the release of the Federal Reserve's meeting minutes. However, in last leg of trade, markets gave up some gains and came off from intraday high points amid profit booking.

On the global front, European markets were trading mostly in green as investors assessed euro zone economic data and awaited the U.S. Federal Reserve's latest meeting minutes. Asian markets ended mostly in green tracking an overnight recovery in Wall Street as markets awaited more cues on U.S. monetary policy, although rising COVID-19 cases in China kept gains limited as traders feared more disruptions. Back home, in scrip specific development, Inox Green Energy Services has debuted at Rs 60.50 on the BSE, down by 4.5 points or 6.92% from its issue price of Rs 65.

MARKET SELFIE



MARKET SUMMARY

Domestic Indices	Close	Points	% Change
SENSEX	61510.58	91.62	0.15
NIFTY	18267.25	23.05	0.13
MIDCAP	25267.76	50.58	0.20
SMLCAP	28878.26	155.01	0.54
BSEFMC	15954.10	-11.43	-0.07
AUTO	29334.42	93.09	0.32
POWER	4589.56	9.82	0.21
REALTY	3495.27	7.87	0.23
BSE IT	29576.39	-22.50	-0.08
BANKEX	48827.25	323.56	0.67
OIL GAS	19756.69	133.34	0.68
METAL	19918.09	127.90	0.65
INDIA VIX	14.04	0.20	1.45

ADVANCE - DECLINE

Index	Advance	Decline	Unchanged
NSE	1405	893	60
BSE	1850	1647	130

MARKET TURNOVER (₹ in Crs)

Segment	Current	Previous	Net %
BSE CASH	3607	3577	1
NSE CASH	50054	48524	3
NSE F&O	204606	198494	3

KEY INDICES RATIOS

INDEX	P/E	P/B	Dividend Yield
NIFTY	21.95	4.29	1.31
SENSEX	23.21	3.42	1.17

KEY NUMBERS TRACKER



FII – DII ACTIVITY IN CASH SEGMENT (₹ in Crs)

FII-DII*	Buy	Sell	Net
DII	6124	5710	414
FII	7231	8021	(790)

Note: FPI & DII Figures are provisional

FII ACTIVITY IN DERIVATIVES SEGMENT (₹ in Crs)

FII	Buy	Sell	Net
Index Futures	6052.67	5769.84	283
Index Options	673127.65	660045.30	13082
Stock Futures	34381.66	33183.91	1198
Stock Options	8702.66	8850.75	(148)

PUT-CALL RATIO

Index	Current	Previous
NIFTY	0.92	0.98
BANK NIFTY	1.21	1.07

DOLLAR INDEX

Dollar Index	Current	Previous	% Change
DXY	107.10	106.82	-0.12

10-YEARS G-SEC YIELD

Country	Current	Previous	% Change
INDIA	7.293	7.285	0.11
USA	3.758	3.758	-0.01

KEY COMMODITIES TRACKER (in \$)

Commodity	Current	Change Points	% Change
Gold	1735.21	-5.96	-0.34
Silver	21.10	0.02	0.09
Crude-Oil	81.49	0.54	0.67
Brent-Crude	88.87	0.51	0.58

CURRENCY FUTURES & INDEX TRENDS TRACKER



CURRENCY FUTURES

Expiry	Close	Change Points	% Change
28 NOV -22 USD-INR	81.96	0.26	0.32
28 NOV -22 EUR-INR	84.57	0.56	0.66
28 NOV -22 GBP-INR	97.90	0.73	0.75
28 NOV -22 JPY- INR	58.19	0.11	0.18

INDICES – SUPPORT-RESISTANCE-PIVOT LEVELS

Index	Close	S2	S1	Pivot	R1	R2
NIFTY	18267	18200	18234	18280	18313	18359
SENSEX	61511	61240	61375	61578	61713	61916
NIFTY FUTURES	18269	18204	18237	18297	18330	18390
BANK NIFTY	42729	42411	42570	42715	42874	43020
CNX IT	29406	29228	29317	29454	29543	29681
CNX MIDCAP	31151	31032	31091	31163	31222	31294
CNX SMALLCAP	9691	9643	9667	9687	9711	9732
INDIA VIX	14.04	10.97	12.50	13.42	14.95	15.87

INDEX TREND ANALYSIS

Index	Daily	Weekly	Monthly
NIFTY	Buy	Buy	Buy
SENSEX	Buy	Buy	Buy
NIFTY FUTURES	Buy	Buy	Buy
BANK NIFTY	Buy	Buy	Buy
CNX IT	Neutral	Neutral	Buy
CNX MIDCAP	Neutral	Buy	Buy
CNX SMALLCAP	Buy	Buy	Buy
INDIA VIX	Sell	Sell	Neutral

SECURITIES BAN IN F&O TRADES FOR 24-11-2022

PNB

TECHNICAL VIEWS



NIFTY

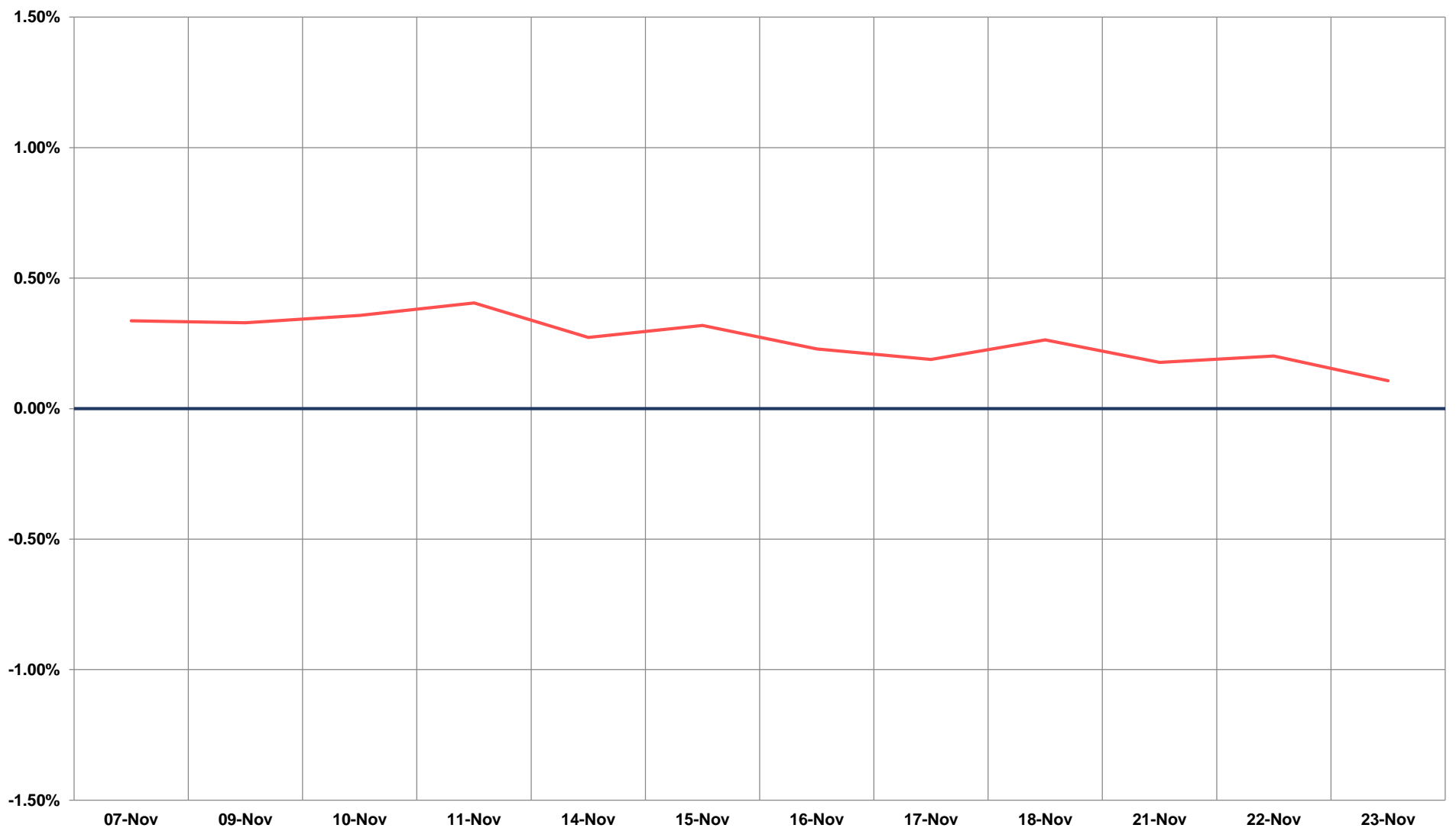
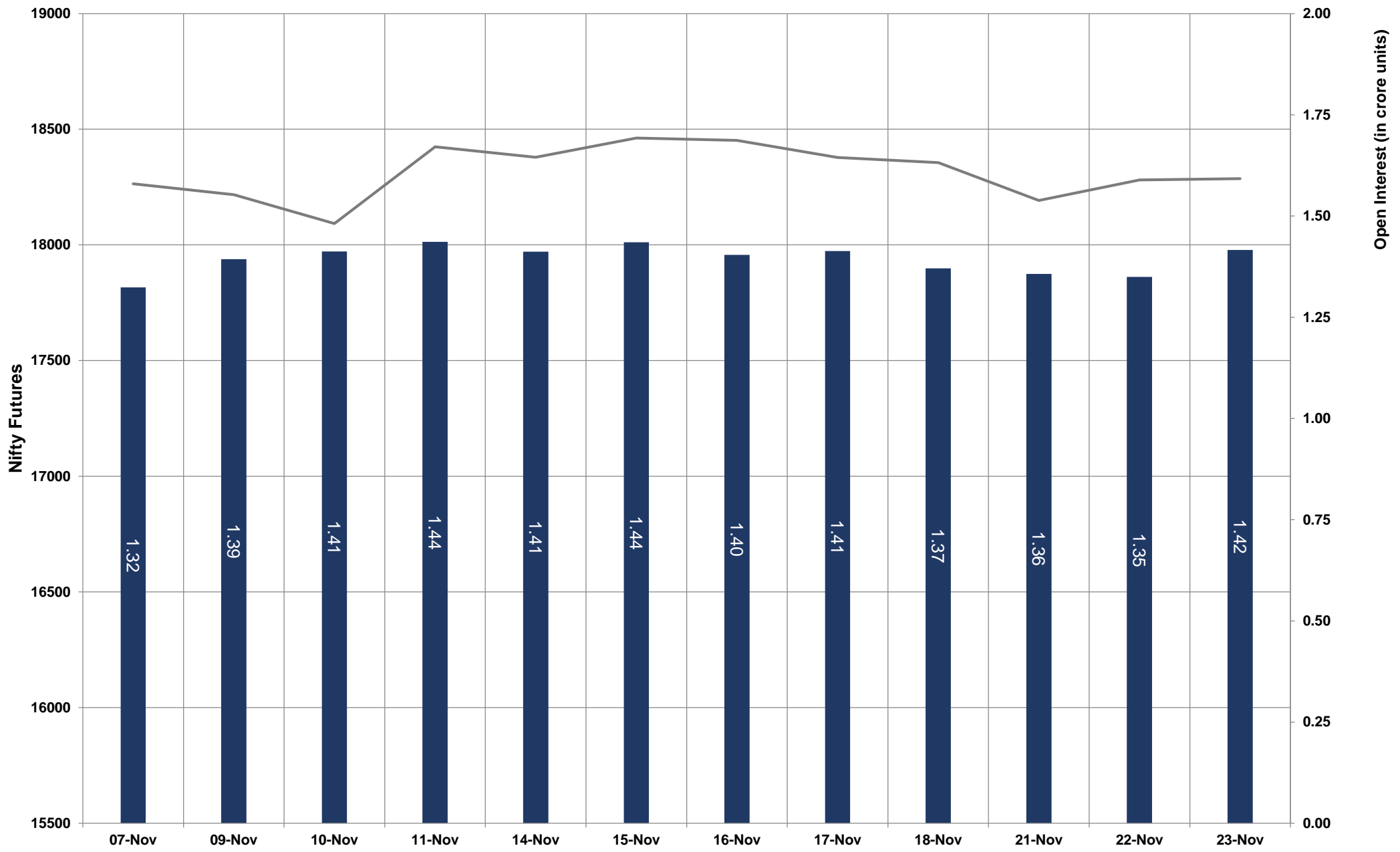


- Nifty Cash = **18267.25 (0.46%)**
- Resistance levels = **18310 and 18380**
- Support levels = **18190 and 18130**

TECHNICAL VIEWS



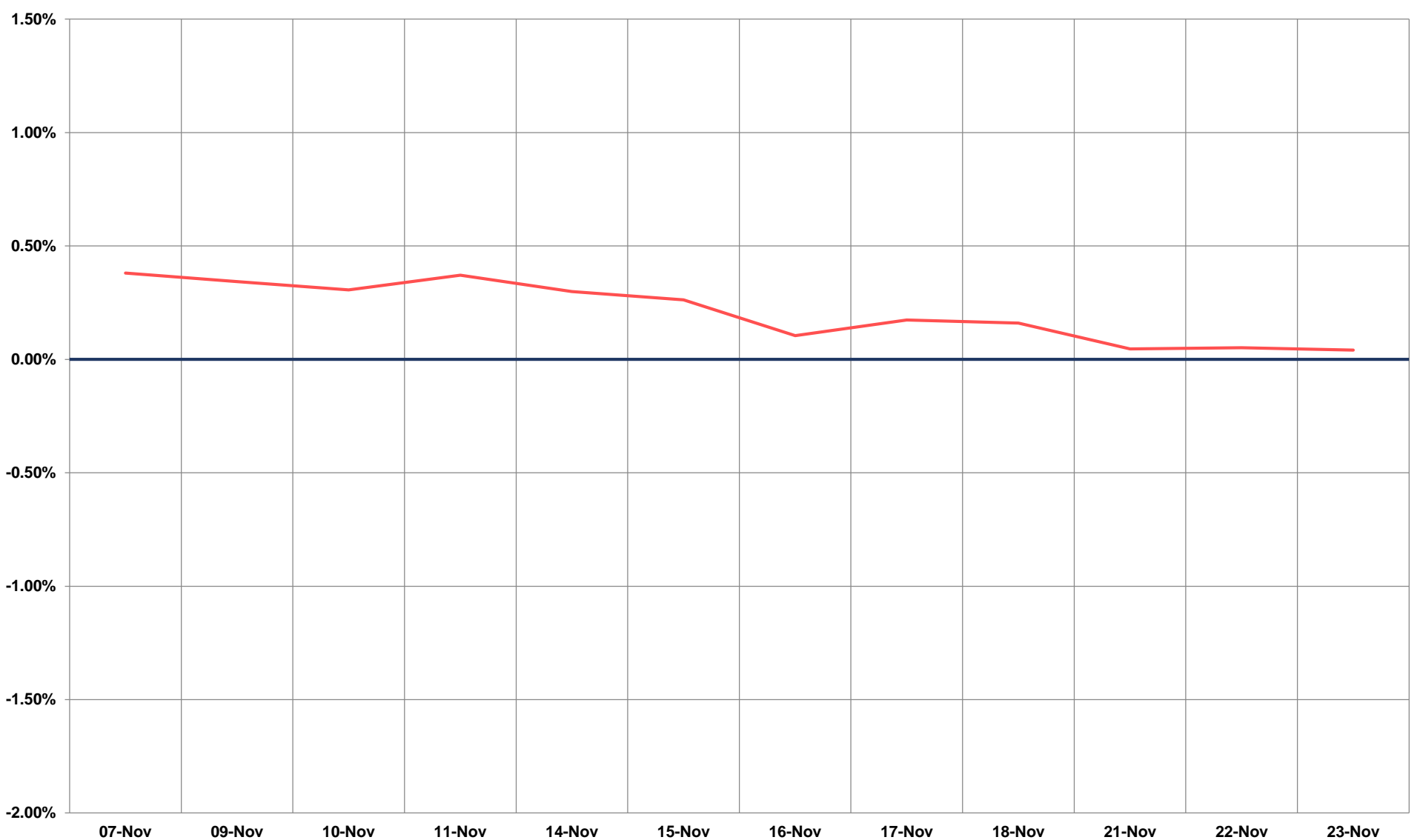
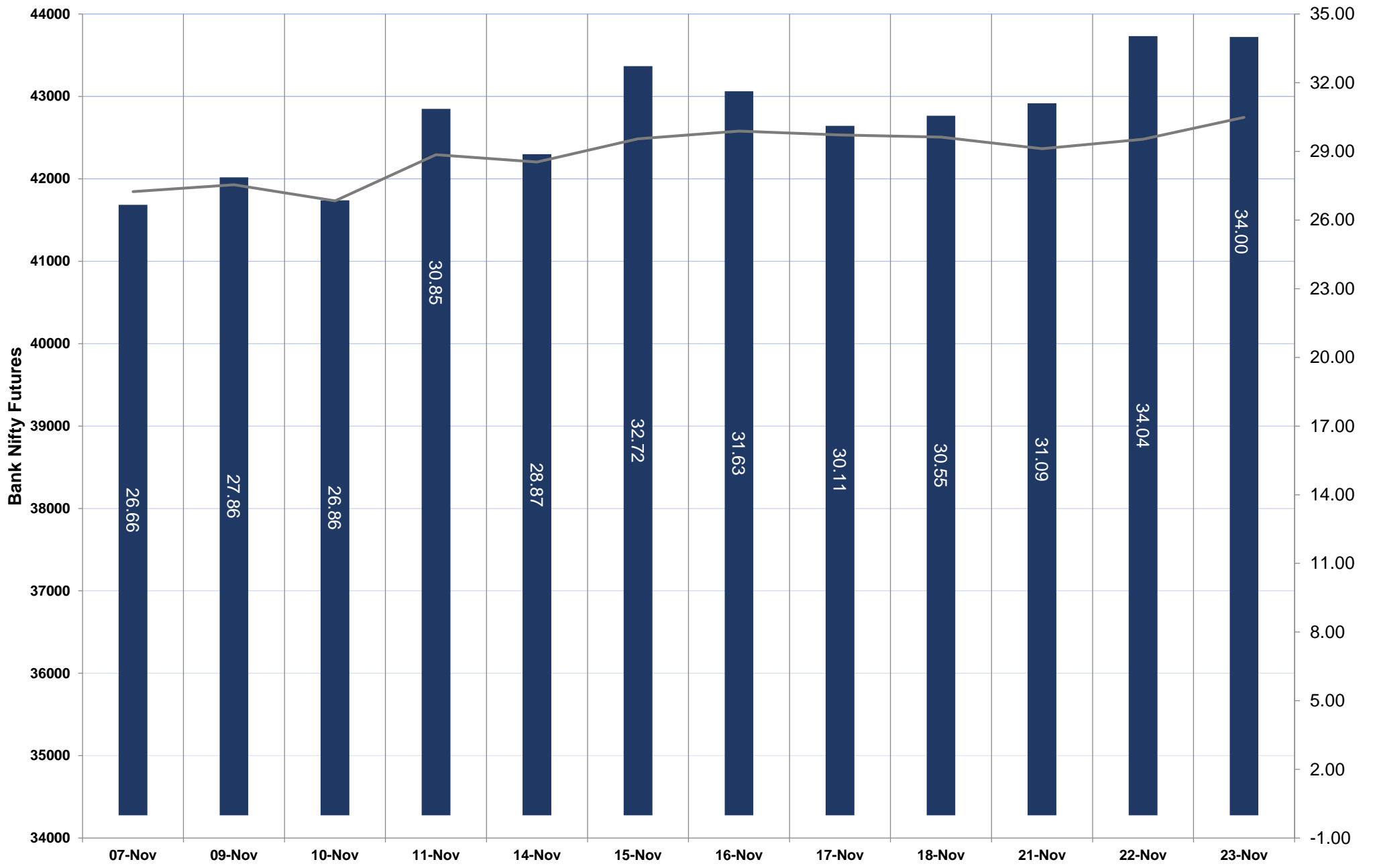
NIFTY FUTURES



TECHNICAL VIEWS



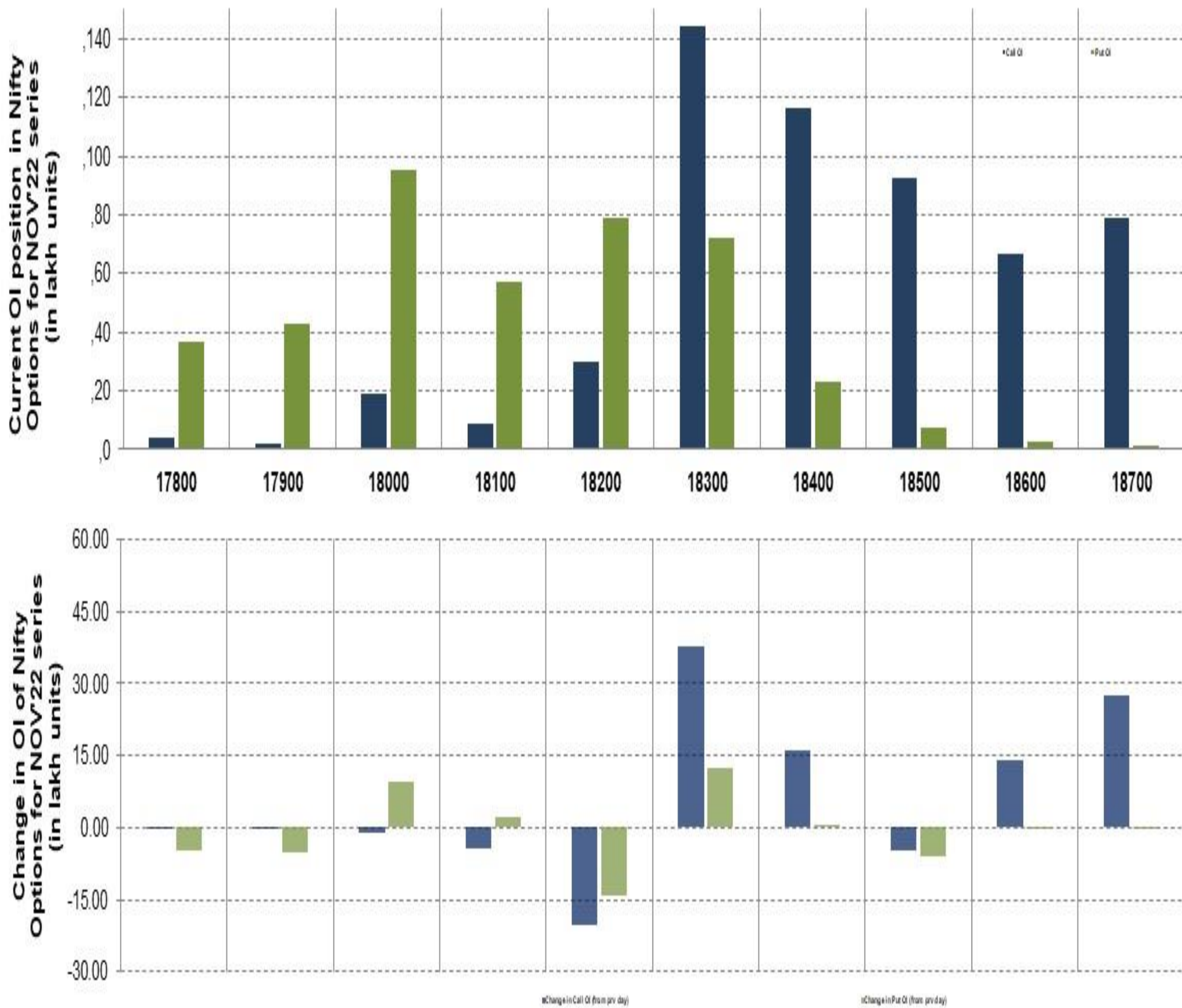
BANK NIFTY FUTURES



TECHNICAL VIEWS



NIFTY OPTIONS



- **Most Active Nifty Call** with an addition of **3.76 million** in Open Interests is **Strike Price of 18300**
- **Most Active Nifty Put** with an addition of **1.24 millions** in Open Interests is **Strike Price of 18300**
- **Maximum Open Interest an outstanding** was **14.42 millions** for Calls at **Strike Price of 18300**
- **Maximum Open Interest an outstanding** was **9.50 millions** for puts at **Strike Price of 18000**

Disclaimer



The Information provided by SMS or in newsletter or in any document has been prepared by Shah Investor's Home Ltd (SIHL). The Information provided by SMS or in newsletter does not constitute an offer or solicitation for the purchase or sale of any financial instrument or as an official confirmation of any transaction. The information contained herein is from publicly available data or other sources believed to be reliable, but we do not represent that it is accurate or complete and it should not be relied on as such. SIHL or any of its affiliates/ group companies shall not be in any way responsible for any loss or damage that may arise to any person from any error in the information contained in this report or SMS. This Information provided by SMS, reports or in newsletter is provided for assistance only and is not intended to be and must not alone be taken as the basis for an investment decision. The user assumes the entire risk of any use made of this information. Each recipient of this Information provided by SMS, report or in newsletter should make such investigation as it deems necessary to arrive at an independent evaluation of an investment in the securities of companies referred to in this information provided by SMS, report or in newsletter (including the merits and risks involved), and should consult his own advisors to determine the merits and risks of such investment. The investment discussed or views expressed may not be suitable for all investors. This information is strictly confidential and is being furnished to you solely for your information.

The information should not be reproduced or redistributed or passed on directly or indirectly in any form to any other person or published, copied, in whole or in part, for any purpose. The information provided by report or SMS is not directed or intended for distribution to, or use by, any person or entity who is a citizen or resident of or located in any locality, state, country or other jurisdiction, where such distribution, publication, availability or use would be contrary to law, regulation or which would subject SIHL and affiliates/ group companies to any registration or licensing requirements within such jurisdiction. The distribution of this Information provided by SMS or in newsletter in certain jurisdictions may be restricted by law, and persons in whose possession this Information provided by SMS or in newsletter comes, should inform themselves about and observe, any such restrictions. The information given or Information provided by SMS, report or in newsletter is as of the date of the issue date of report or the date on which SMS provided and there can be no assurance that future results or events will be consistent with this information. This information is subject to change without any prior notice. SIHL reserves the right to make modifications and alterations to this statement as may be required from time to time. However, SIHL is under no obligation to update or keep the information current.

Nevertheless, SIHL is committed to providing independent and transparent recommendation to its client and would be happy to provide any information in response to specific client queries. Neither SIHL nor any of its affiliates, group companies, directors, employees, agents or representatives shall be liable for any damages whether direct, indirect, special or consequential including lost revenue or lost profits that may arise from or in connection with the use of the information. Past performance is not necessarily a guide to future performance. The disclosures of interest statements incorporated in the Information provided by SMS, report or in newsletter are provided solely to enhance the transparency and should not be treated as endorsement of the views expressed in the report. The analyst for this report certifies that all of the views expressed in this report accurately reflect his or her personal views about the subject company or companies and its or their securities, and no part of his or her compensation was, is or will be, directly or indirectly related to specific recommendations or views expressed in this report.