



MORNING MANTRA



Daily Derivatives & Market Report

DEC 15, 2022



Indian Equity markets showcased sluggish trend throughout the day and breaching their crucial below 61,800 (Sensex) and 18,450 (Nifty) levels as traders fret that tighter policy would trigger a recession. It was a negative start for indices, as globally market participants were worried after US Federal Reserve has raised interest rates by 50 basis points (bps) and signaled plans to keep raising them more in 2023. Indian markets widened their losses, as sentiments were downbeat with former governor of the Reserve Bank of India Raghuram Rajan's statement that the next year will be difficult for the Indian economy as also for the rest of the world and the country failed to generate reforms needed for growth. He said policies should be formulated keeping in mind the lower middle class which suffered the most due to the coronavirus pandemic.

Traders took a note of the finance minister Nirmala Sitharaman's statement that India is seeing a fall in demand for jobs under a rural employment guarantee programme. The street overlooked report stating that financialisation of savings is growing in the country, and the assets under management will grow to nearly three-fourths of GDP in five years to FY2027. Markets continued to witness downward pressure in afternoon session, as domestic sentiments also got hit with private report stating that India's current account deficit likely rose to its highest in nearly a decade in the July-September quarter as elevated commodity prices and a weak rupee stretched the trade gap even further. In late afternoon session, Indian equities lost some more ground to touch day's low point as traders maintained risk-averse approach ahead of interest rate decision by the Bank of England and the European Central Bank (ECB).

On the global front, European markets were trading lower as investors awaited an interest rate decision from the bloc's central bank, a day after the U.S. Federal Reserve signalled it would keep hiking rates further. All Asian markets ended lower after the Hong Kong Monetary Authority lifted its benchmark rate by 50 basis points on Thursday, following the policy announcement of the U.S. Federal Reserve. The HKMA adjusted the Base Rate upwards to 4.75 percent from 4.25 percent with immediate effect. Back home, sector wise, textile industry remained in limelight, as Icra in its latest report has said that even as macro headwinds impact performance of textile players across segments in the second quarter of 2022-23, the companies are expected to witness a healthy turnover in this financial year (FY23). However, it said the margins are expected to moderate amidst cost pressures.

MARKET SELFIE



MARKET SUMMARY

Domestic Indices	Close	Points	% Change
SENSEX	61799.03	-878.88	-1.40
NIFTY	18414.90	-245.40	-1.32
MIDCAP	26115.55	-277.58	-1.05
SMLCAP	29802.29	-184.33	-0.61
BSEFMC	16543.28	-158.13	-0.95
AUTO	29613.36	-206.79	-0.69
POWER	4546.84	-28.05	-0.61
REALTY	3558.89	-44.99	-1.25
BSE IT	29155.38	-613.24	-2.06
BANKEX	49439.97	-592.10	-1.18
OIL GAS	20632.25	17.75	0.09
METAL	20575.39	-381.31	-1.82
INDIA VIX	13.73	0.84	6.52

ADVANCE - DECLINE

Index	Advance	Decline	Unchanged
NSE	858	1462	55
BSE	1405	2152	123

MARKET TURNOVER (₹ in Crs)

Segment	Current	Previous	Net %
BSE CASH	5303	4291	24
NSE CASH	54336	58365	(7)
NSE F&O	34740538	11918840	191

KEY INDICES RATIOS

INDEX	P/E	P/B	Dividend Yield
NIFTY	22.13	4.32	1.28
SENSEX	23.27	3.43	1.16

KEY NUMBERS TRACKER



FII – DII ACTIVITY IN CASH SEGMENT (₹ in Crs)

FII-DII*	Buy	Sell	Net
DII	4918	4657	261
FII	7388	8099	(711)

Note: FPI & DII Figures are provisional

FII ACTIVITY IN DERIVATIVES SEGMENT (₹ in Crs)

FII	Buy	Sell	Net
Index Futures	2644.80	4579.43	(1935)
Index Options	2242286.89	2235169.17	7118
Stock Futures	8165.27	10135.53	(1970)
Stock Options	10336.19	10355.78	(20)

PUT-CALL RATIO

Index	Current	Previous
NIFTY	0.76	1.03
BANK NIFTY	0.76	1.20

DOLLAR INDEX

Dollar Index	Current	Previous	% Change
DXY	104.34	103.77	0.55

10-YEARS G-SEC YIELD

Country	Current	Previous	% Change
INDIA	7.266	7.221	0.62
USA	3.488	3.503	-0.43

KEY COMMODITIES TRACKER (in \$)

Commodity	Current	Change Points	% Change
Gold	1779.58	-27.96	-1.55
Silver	23.18	-0.69	-2.90
Crude-Oil	77.66	0.38	0.49
Brent-Crude	83.09	0.38	0.46

CURRENCY FUTURES & INDEX TRENDS TRACKER



CURRENCY FUTURES

Expiry	Close	Change Points	% Change
28 DEC -22 USD-INR	82.78	0.23	0.28
28 DEC -22 EUR-INR	87.86	-0.12	-0.14
28 DEC -22 GBP-INR	102.08	-0.12	-0.11
28 DEC -22 JPY- INR	60.58	-0.70	-1.15

INDICES – SUPPORT-RESISTANCE-PIVOT LEVELS

Index	Close	S2	S1	Pivot	R1	R2
NIFTY	18415	18220	18317	18485	18583	18750
SENSEX	61799	61137	61468	62046	62377	62956
NIFTY FUTURES	18446	18237	18341	18542	18646	18847
BANK NIFTY	43498	42924	43211	43666	43953	44407
CNX IT	29088	28671	28879	29248	29456	29824
CNX MIDCAP	32531	32152	32341	32640	32830	33129
CNX SMALLCAP	10081	9990	10036	10107	10153	10224
INDIA VIX	13.73	12.11	12.92	13.40	14.21	14.69

INDEX TREND ANALYSIS

Index	Daily	Weekly	Monthly
NIFTY	Neutral	Buy	Buy
SENSEX	Neutral	Buy	Buy
NIFTY FUTURES	Neutral	Buy	Buy
BANK NIFTY	Neutral	Buy	Buy
CNX IT	Neutral	Sell	Buy
CNX MIDCAP	Neutral	Buy	Buy
CNX SMALLCAP	Buy	Buy	Buy
INDIA VIX	Neutral	Sell	Sell

SECURITIES BAN IN F&O TRADES FOR 16-12-2022

BHEL, DELTACORP, GNFC, IBULHSGFIN, IRCTC, PNB

TECHNICAL VIEWS



NIFTY

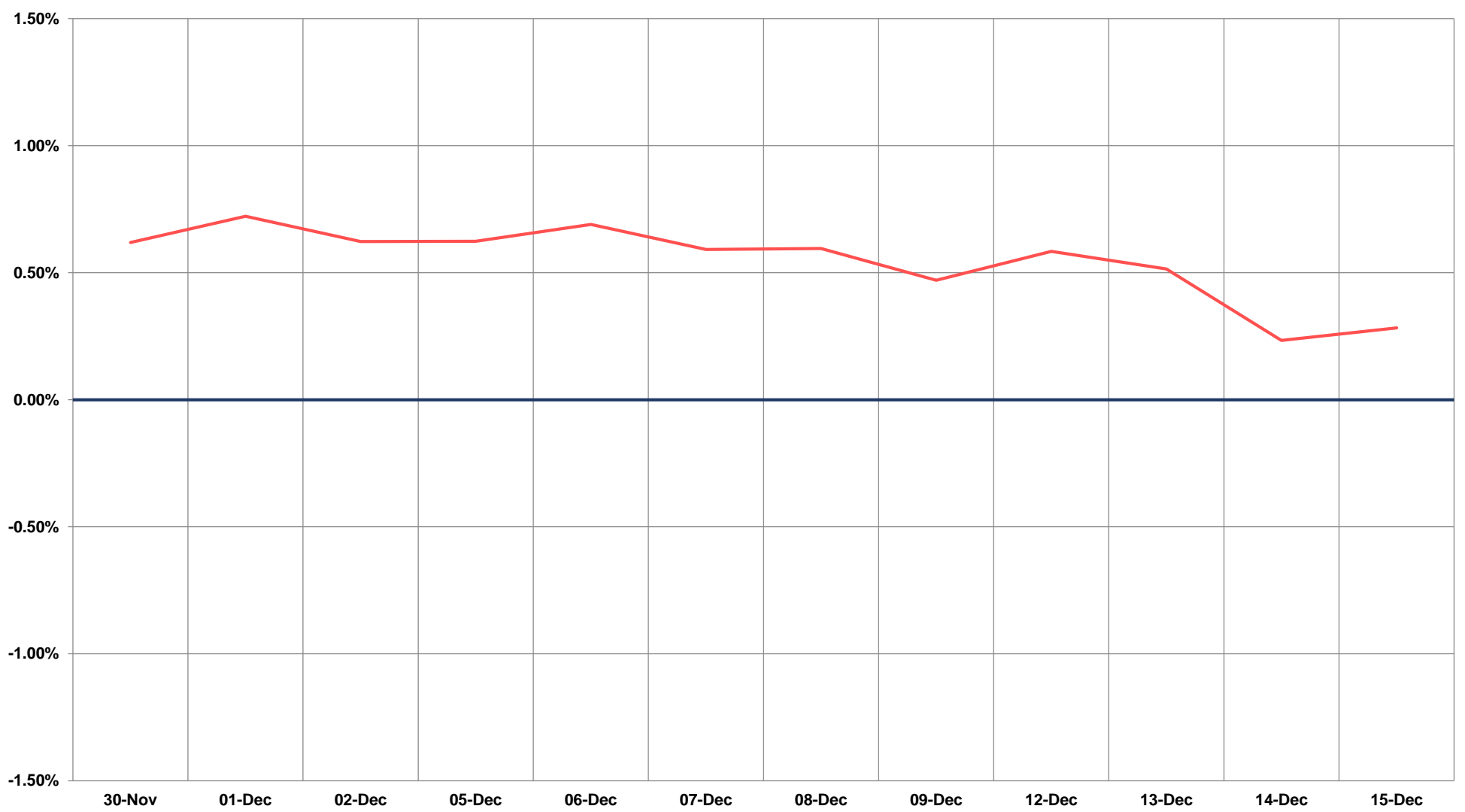
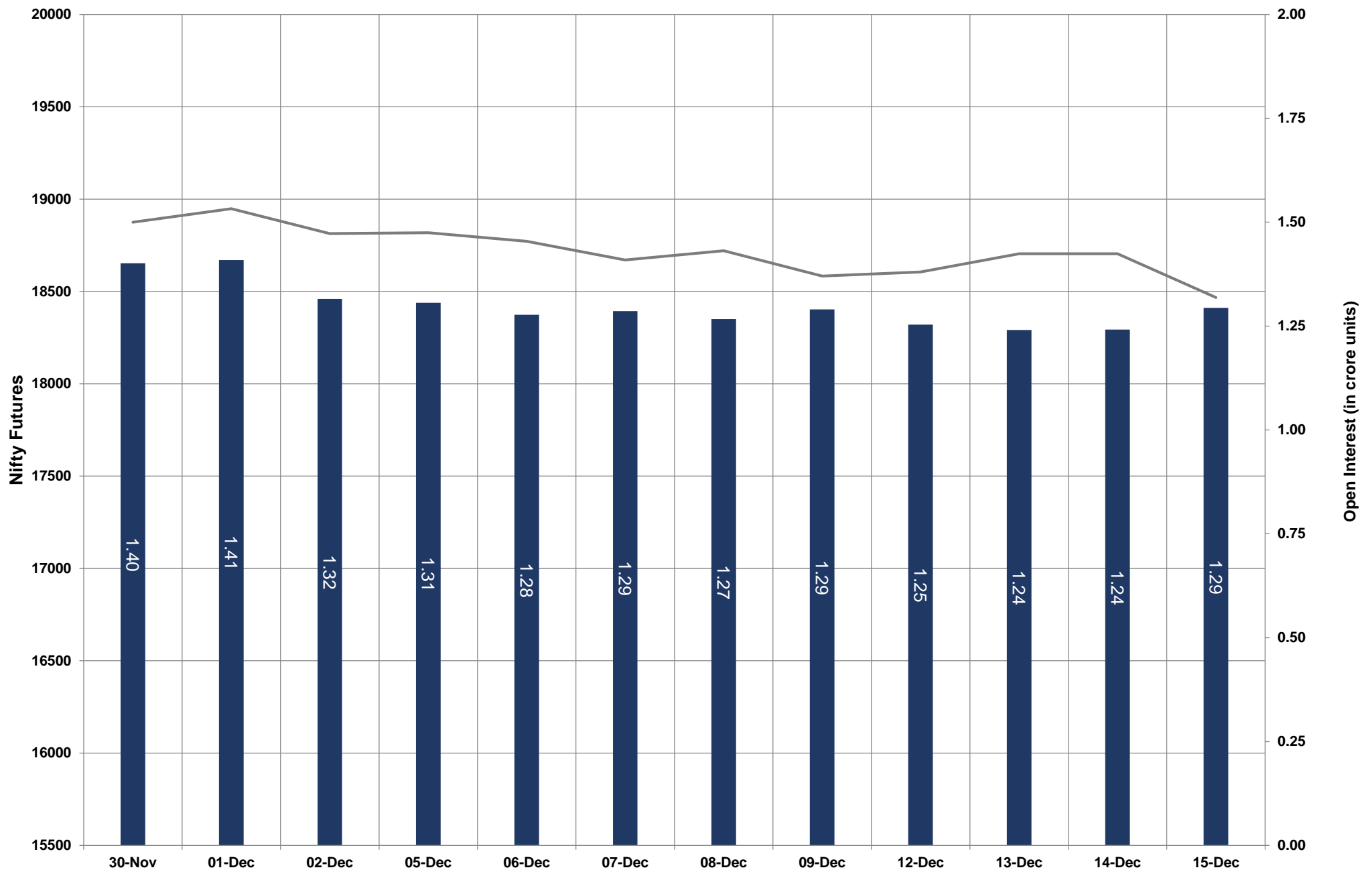


- Nifty Cash = **18414.90 (-1.32%)**
- Resistance levels = **18600** and **18740**
- Support levels = **18340** and **18220**

TECHNICAL VIEWS



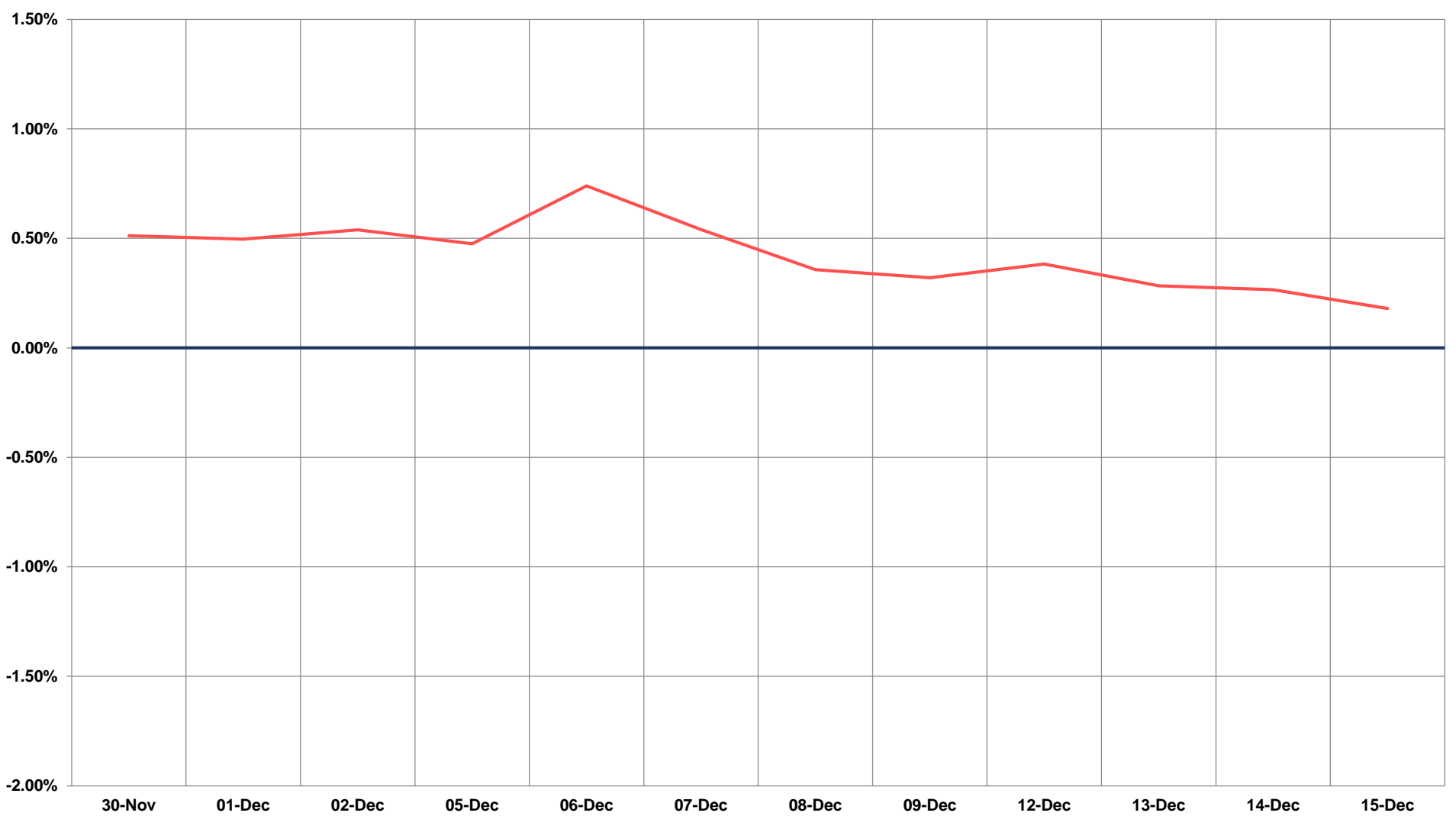
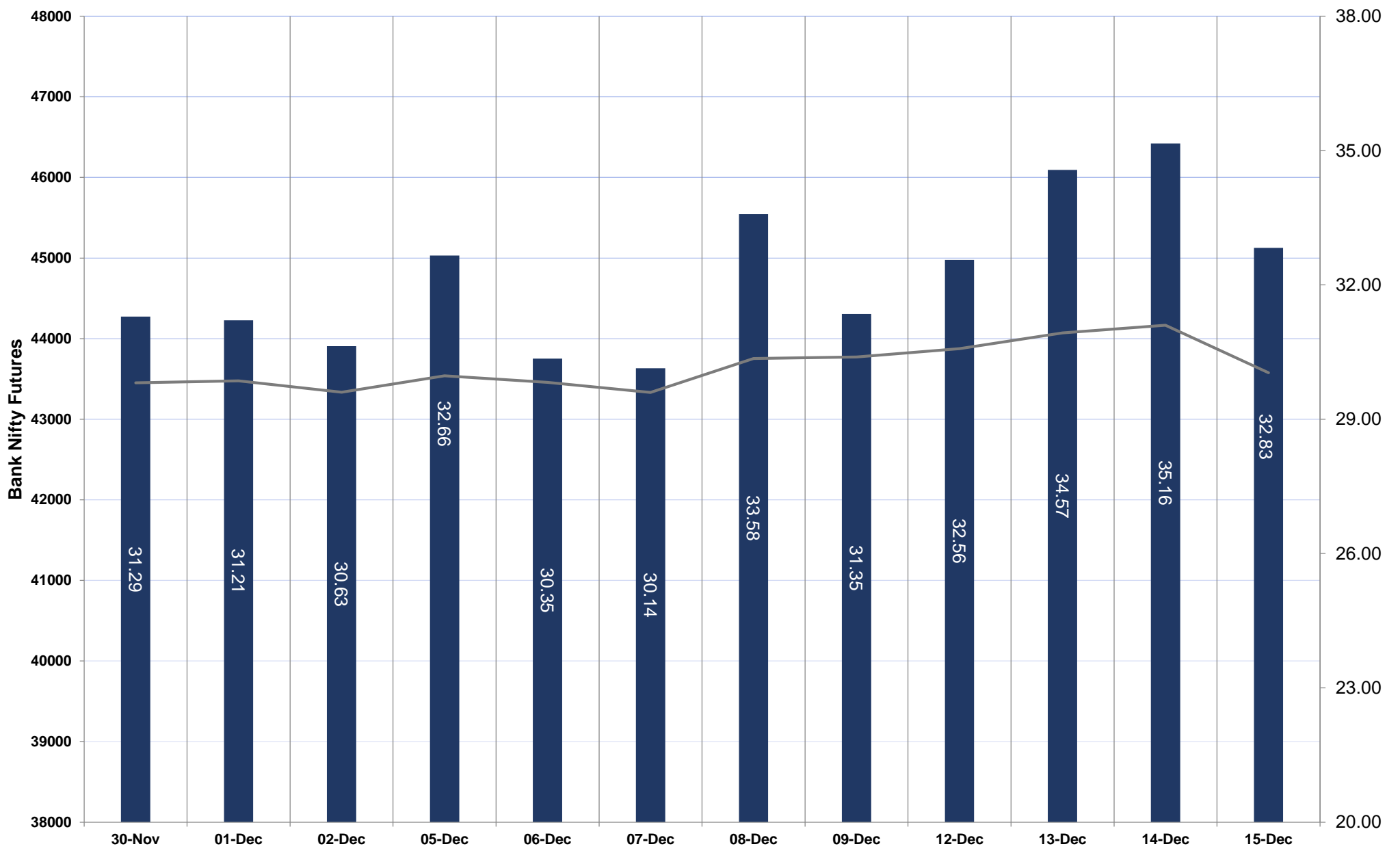
NIFTY FUTURES



TECHNICAL VIEWS



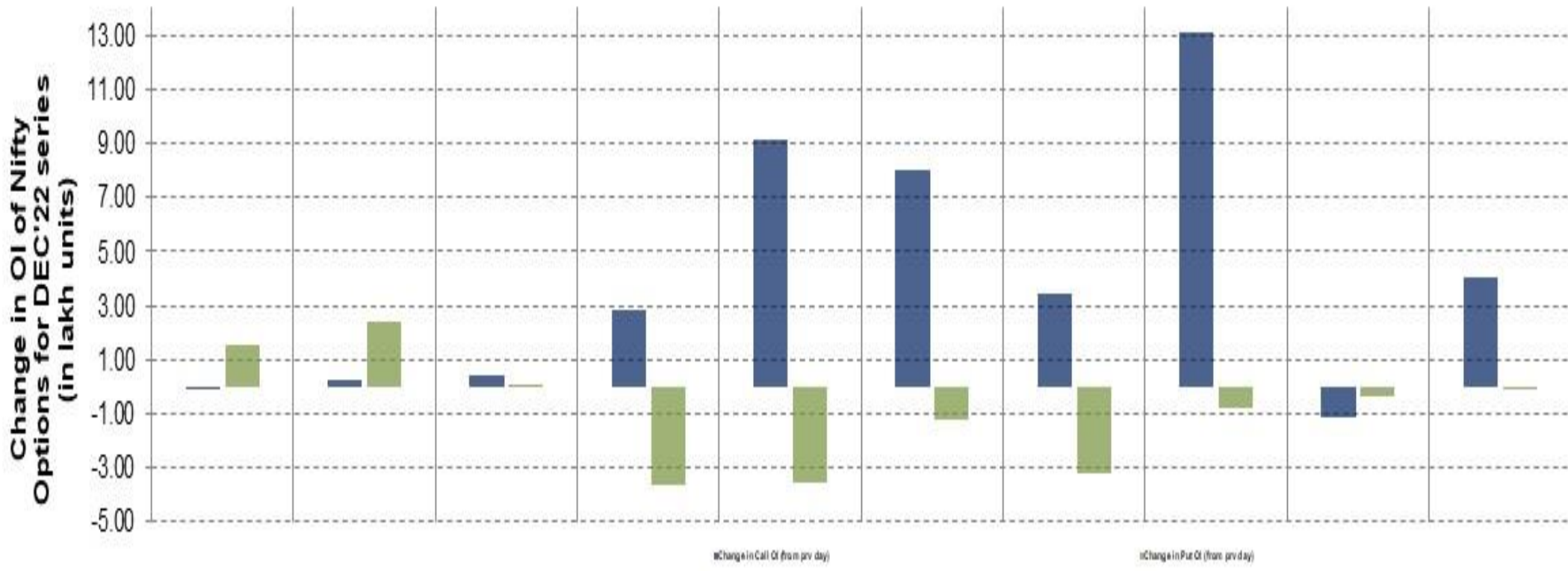
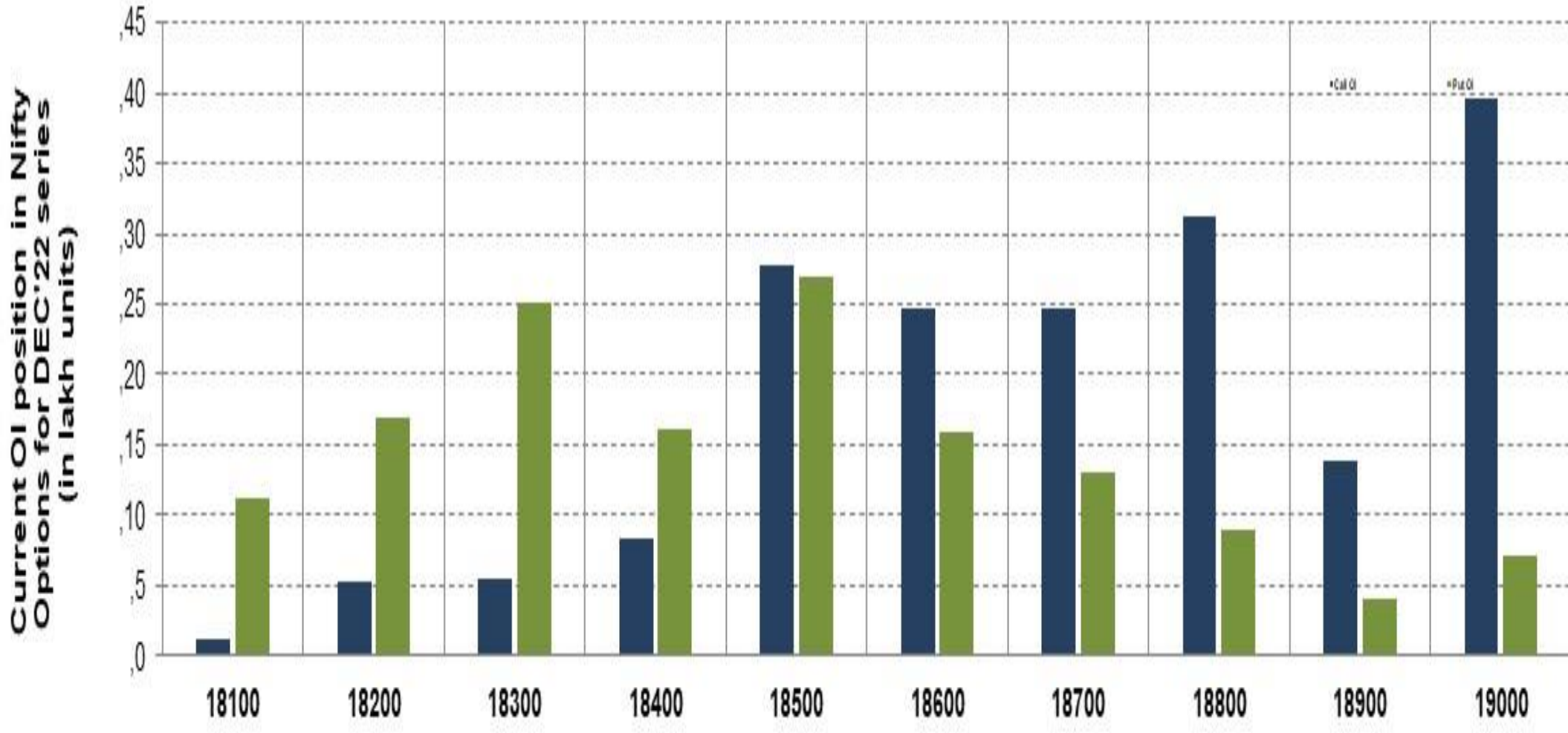
BANK NIFTY FUTURES



TECHNICAL VIEWS



NIFTY OPTIONS



- **Most Active Nifty Call** with an addition of 1.30 million in Open Interests is **Strike Price of 18800**
- **Most Active Nifty Put** with a reduction of 0.32 millions in Open Interests is **Strike Price of 18700**
- **Maximum Open Interest an outstanding** was 3.96 millions for Calls at **Strike Price of 19000**
- **Maximum Open Interest an outstanding** was 2.70 millions for puts at **Strike Price of 18500**

Disclaimer



The Information provided by SMS or in newsletter or in any document has been prepared by Shah Investor's Home Ltd (SIHL). The Information provided by SMS or in newsletter does not constitute an offer or solicitation for the purchase or sale of any financial instrument or as an official confirmation of any transaction. The information contained herein is from publicly available data or other sources believed to be reliable, but we do not represent that it is accurate or complete and it should not be relied on as such. SIHL or any of its affiliates/ group companies shall not be in any way responsible for any loss or damage that may arise to any person from any error in the information contained in this report or SMS. This Information provided by SMS, reports or in newsletter is provided for assistance only and is not intended to be and must not alone be taken as the basis for an investment decision. The user assumes the entire risk of any use made of this information. Each recipient of this Information provided by SMS, report or in newsletter should make such investigation as it deems necessary to arrive at an independent evaluation of an investment in the securities of companies referred to in this information provided by SMS, report or in newsletter (including the merits and risks involved), and should consult his own advisors to determine the merits and risks of such investment. The investment discussed or views expressed may not be suitable for all investors. This information is strictly confidential and is being furnished to you solely for your information.

The information should not be reproduced or redistributed or passed on directly or indirectly in any form to any other person or published, copied, in whole or in part, for any purpose. The information provided by report or SMS is not directed or intended for distribution to, or use by, any person or entity who is a citizen or resident of or located in any locality, state, country or other jurisdiction, where such distribution, publication, availability or use would be contrary to law, regulation or which would subject SIHL and affiliates/ group companies to any registration or licensing requirements within such jurisdiction. The distribution of this Information provided by SMS or in newsletter in certain jurisdictions may be restricted by law, and persons in whose possession this Information provided by SMS or in newsletter comes, should inform themselves about and observe, any such restrictions. The information given or Information provided by SMS, report or in newsletter is as of the date of the issue date of report or the date on which SMS provided and there can be no assurance that future results or events will be consistent with this information. This information is subject to change without any prior notice. SIHL reserves the right to make modifications and alterations to this statement as may be required from time to time. However, SIHL is under no obligation to update or keep the information current.

Nevertheless, SIHL is committed to providing independent and transparent recommendation to its client and would be happy to provide any information in response to specific client queries. Neither SIHL nor any of its affiliates, group companies, directors, employees, agents or representatives shall be liable for any damages whether direct, indirect, special or consequential including lost revenue or lost profits that may arise from or in connection with the use of the information. Past performance is not necessarily a guide to future performance. The disclosures of interest statements incorporated in the Information provided by SMS, report or in newsletter are provided solely to enhance the transparency and should not be treated as endorsement of the views expressed in the report. The analyst for this report certifies that all of the views expressed in this report accurately reflect his or her personal views about the subject company or companies and its or their securities, and no part of his or her compensation was, is or will be, directly or indirectly related to specific recommendations or views expressed in this report.