



# MORNING MANTRA



Daily Derivatives & Market Report

MAR 31, 2023



Markets ended the last day of the Financial Year 2023 in green terrain as marketmen enthusiastically went for value buying amid lack of major negative developments regarding the banking industry mainly build the confidence among the investors. The bounce back came after sparking substantial volatility on Dalal Street in recent weeks. Indices managed to stage a smart performance in the session in line with strength in overnight US markets. Besides, traders hoping that Federal Reserve will provide some relief in rate hikes and might take pause after one more hike. Also, traders hoping the Fed will have to cut interest rates soon. Such cuts could offer huge relief after a year of relentless hikes to rates. On the domestic front, investors were keenly awaiting the Reserve Bank of India's (RBI) bimonthly monetary policy. All the sectoral indices on the BSE traded with gains right from the beginning. Among broader indices, Small cap index contributed major helped to the markets.

After making gap-up opening, markets hold their momentum, as concerns about turmoil in the banking sector continued to ease. Traders shifted their focus back to inflation and the outlook for interest rate hikes. Sentiments got a boost as the World Bank said India's potential growth could benefit from accelerated implementation of an already ambitious reform agenda. Further, markets extended their upward rally in afternoon session. Traders continue to take support with Chief Economic Advisor (CEA) V Anantha Nageswaran expressing optimism over India's economic growth and said that the country's economy is likely to grow at the rate of 6.5 per cent in the coming decade on the back of the turnaround in financial and investment cycle. Indices continued their healthy buying till the end, as trades optimistic about upcoming key economic data.

On the global front, European markets were trading higher after data showed Eurozone inflation has fallen sharply from 8.5 percent to 6.9 percent to reach its lowest level for a year in March following a decline in energy costs. The region's jobless rate held steady at a record low of 6.6 percent in February, while German retail sales fell unexpectedly in February by 1.3 percent in real terms compared to the previous month, separate reports showed. Asian markets ended mostly in green with easing concerns about the global banking system as well as strong readings on Chinese manufacturing, services and construction activity helping boost investor sentiment.

# MARKET SELFIE



## MARKET SUMMARY

Domestic Indices	Close	Points	% Change
SENSEX	58991.52	1031.43	1.78
NIFTY	17359.75	279.05	1.63
MIDCAP	24065.59	227.91	0.96
SMLCAP	26957.01	358.29	1.35
BSEFMC	16487.02	182.66	1.12
AUTO	28246.92	272.54	0.97
POWER	3605.80	19.03	0.53
REALTY	3101.56	50.04	1.64
BSE IT	28478.99	700.19	2.52
BANKEX	46031.95	779.33	1.72
OIL GAS	17383.40	215.63	1.26
METAL	19184.87	107.95	0.57
INDIA VIX	12.94	-0.69	-5.06

## ADVANCE - DECLINE

Index	Advance	Decline	Unchanged
NSE	1788	630	45
BSE	2393	1165	122

## MARKET TURNOVER (₹ in Crs)

Segment	Current	Previous	Net %
BSE CASH	4363	3559	23
NSE CASH	55881	58529	(5)
NSE F&O	12301071	38164097	(68)

## KEY INDICES RATIOS

INDEX	P/E	P/B	Dividend Yield
NIFTY	20.44	4.05	1.44
SENSEX	22.40	3.26	1.23

# KEY NUMBERS TRACKER



## FII – DII ACTIVITY IN CASH SEGMENT (₹ in Crs)

FII-DII*	Buy	Sell	Net
DII	8212	5732	2480
FII	11402	11044	358

Note: FPI & DII Figures are provisional

## FII ACTIVITY IN DERIVATIVES SEGMENT (₹ in Crs)

FII	Buy	Sell	Net
Index Futures	4972.17	4704.91	267
Index Options	956218.06	972872.91	(16655)
Stock Futures	10841.86	9074.89	1767
Stock Options	9375.66	9233.91	142

## PUT-CALL RATIO

Index	Current	Previous
NIFTY	1.26	0.93
BANK NIFTY	1.22	1.08

## DOLLAR INDEX

Dollar Index	Current	Previous	% Change
DXY	102.41	102.17	0.23

## 10-YEARS G-SEC YIELD

Country	Current	Previous	% Change
INDIA	7.318	7.296	0.30
USA	3.541	3.551	-0.28

## KEY COMMODITIES TRACKER (in \$)

Commodity	Current	Change Points	% Change
Gold	1977.66	-0.82	-0.04
Silver	23.84	-0.03	-0.14
Crude-Oil	74.56	0.19	0.26
Brent-Crude	79.25	-0.02	-0.03



# CURRENCY FUTURES & INDEX TRENDS TRACKER



## CURRENCY FUTURES

Expiry	Close	Change Points	% Change
26 APR -23 USD-INR	82.31	-0.11	-0.14
26 APR -23 EUR-INR	89.57	0.01	0.01
26 APR -23 GBP-INR	101.89	0.13	0.12
26 APR -23 JPY- INR	62.11	-0.64	-1.03

## INDICES – SUPPORT-RESISTANCE-PIVOT LEVELS

Index	Close	S2	S1	Pivot	R1	R2
NIFTY	17360	17138	17249	17315	17426	17492
SENSEX	58992	57983	58487	58778	59282	59573
NIFTY FUTURES	17442	17198	17320	17393	17515	17588
BANK NIFTY	40609	39983	40296	40493	40806	41003
CNX IT	28699	28108	28403	28572	28868	29037
CNX MIDCAP	30035	29792	29913	30029	30151	30266
CNX SMALLCAP	8995	8854	8924	8974	9044	9094
INDIA VIX	12.94	11.32	12.13	12.88	13.69	14.44

## INDEX TREND ANALYSIS

Index	Daily	Weekly	Monthly
NIFTY	Neutral	Neutral	Neutral
SENSEX	Neutral	Neutral	Neutral
NIFTY FUTURES	Neutral	Neutral	Neutral
BANK NIFTY	Neutral	Neutral	Neutral
CNX IT	Neutral	Sell	Neutral
CNX MIDCAP	Neutral	Sell	Neutral
CNX SMALLCAP	Neutral	Sell	Neutral
INDIA VIX	Neutral	Sell	Sell

## SECURITIES BAN IN F&O TRADES FOR 03-04-2022

NIL

# TECHNICAL VIEWS



## NIFTY

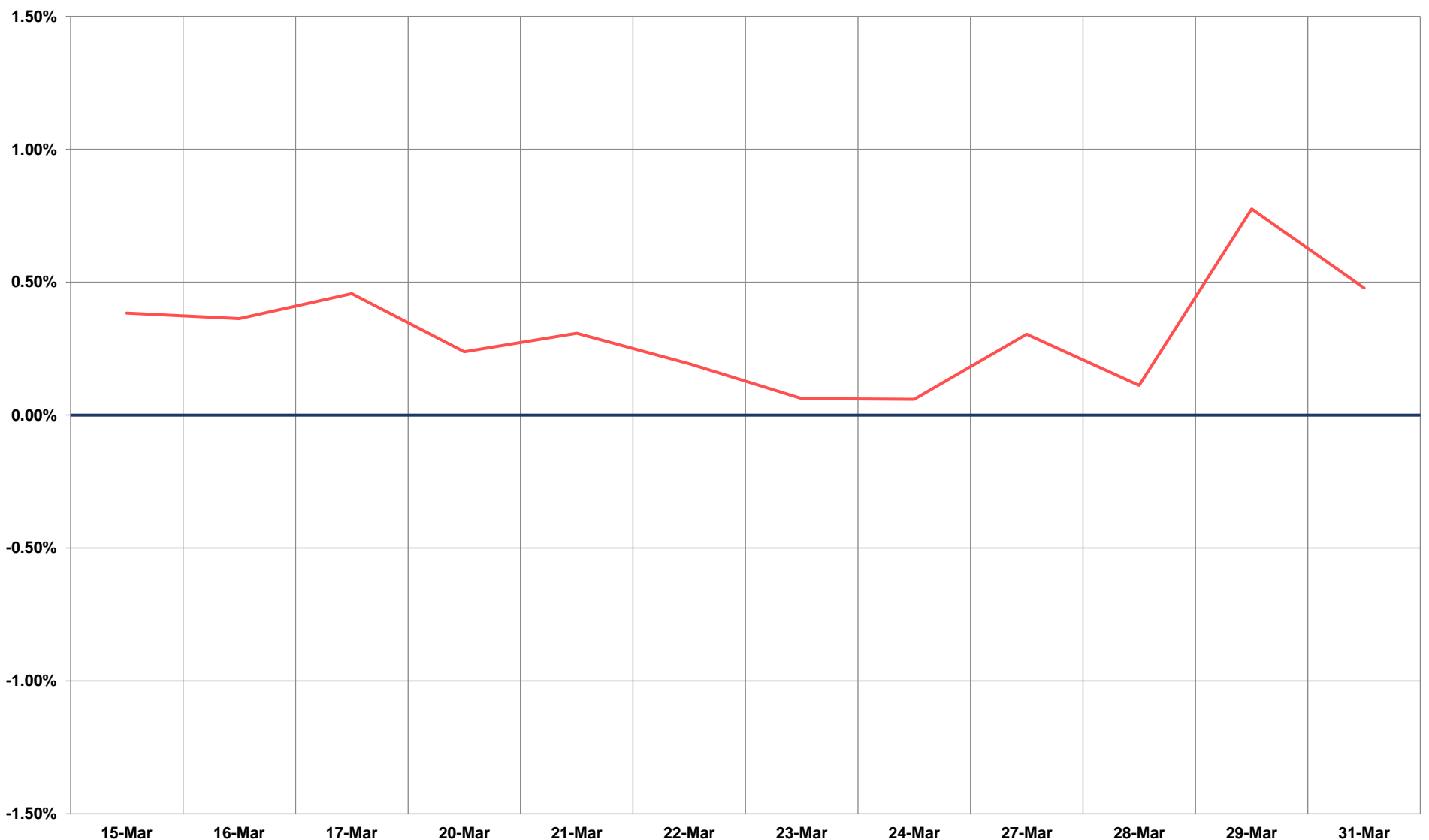
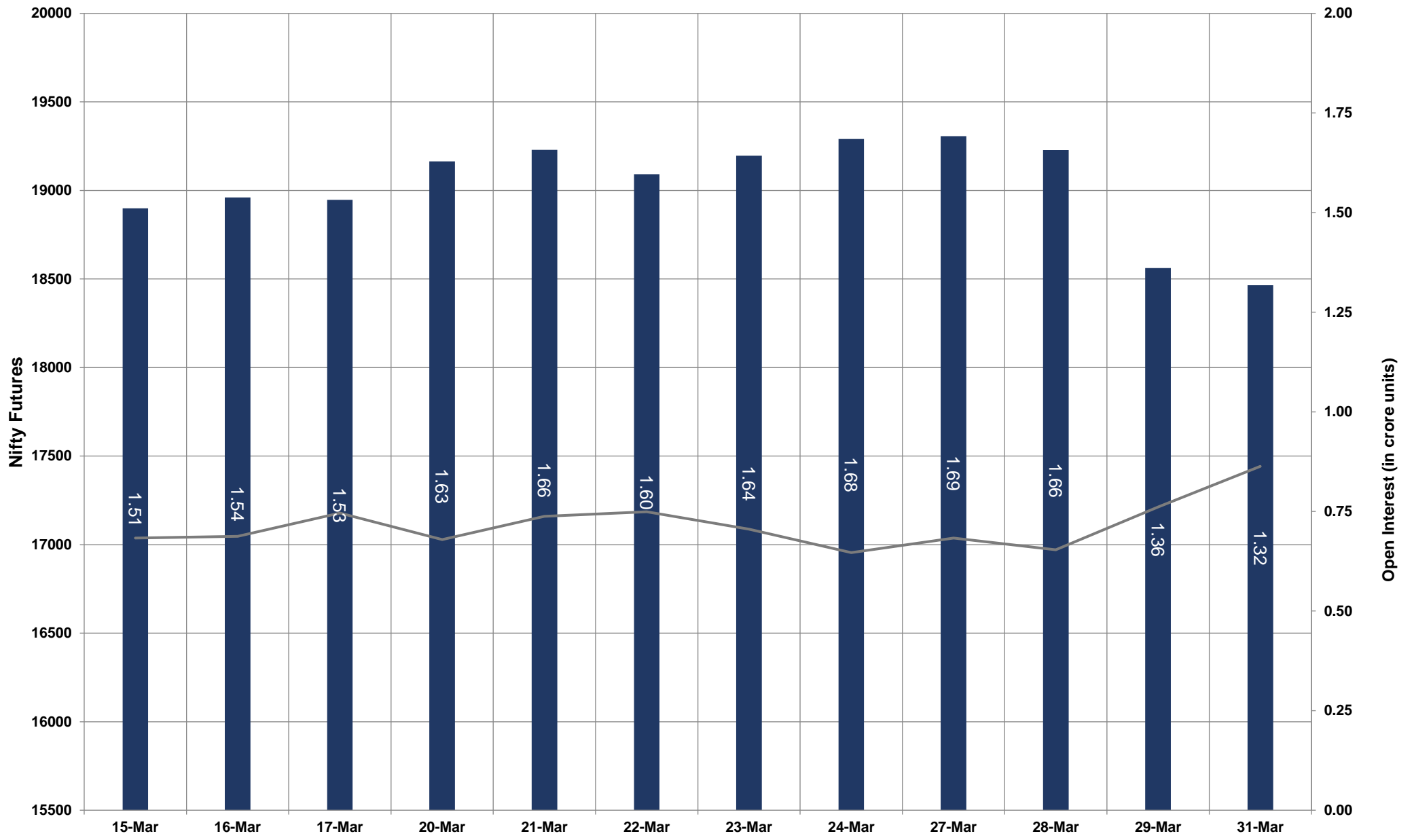


- Nifty Cash = 17359.75 (1.63%)
- Resistance levels = 17435 and 17530
- Support levels = 17180 and 17070

# TECHNICAL VIEWS



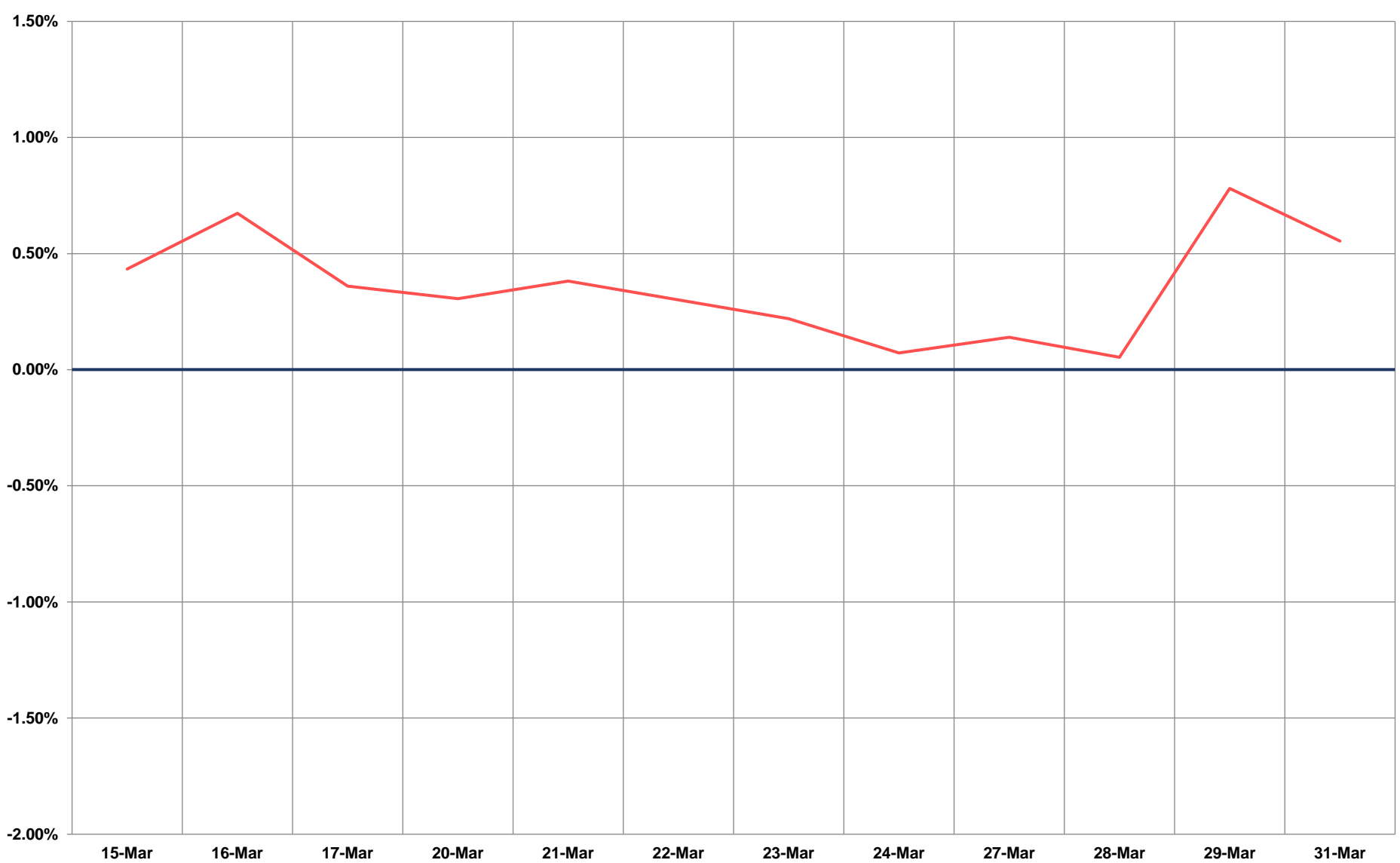
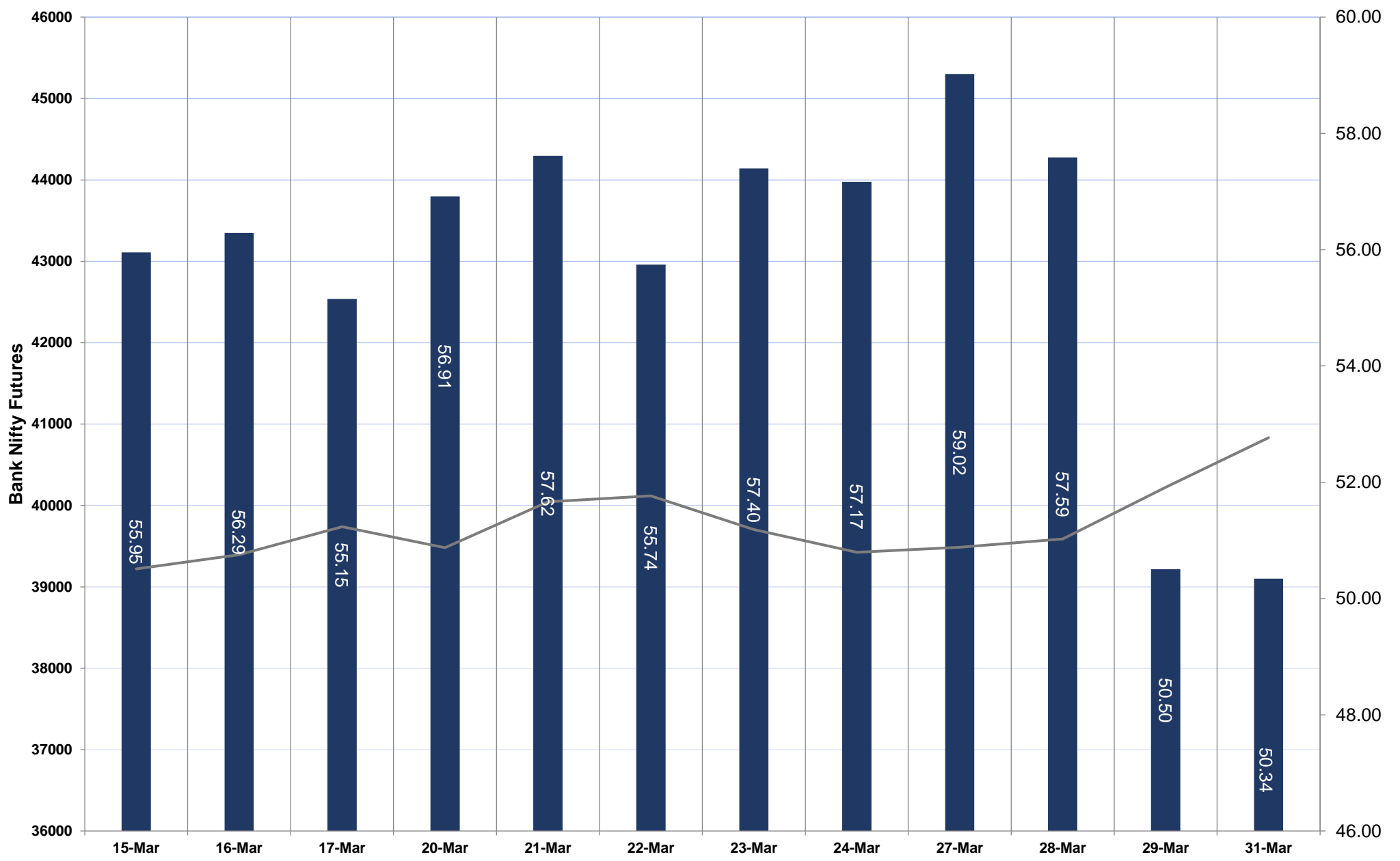
## NIFTY FUTURES



# TECHNICAL VIEWS



## BANK NIFTY FUTURES

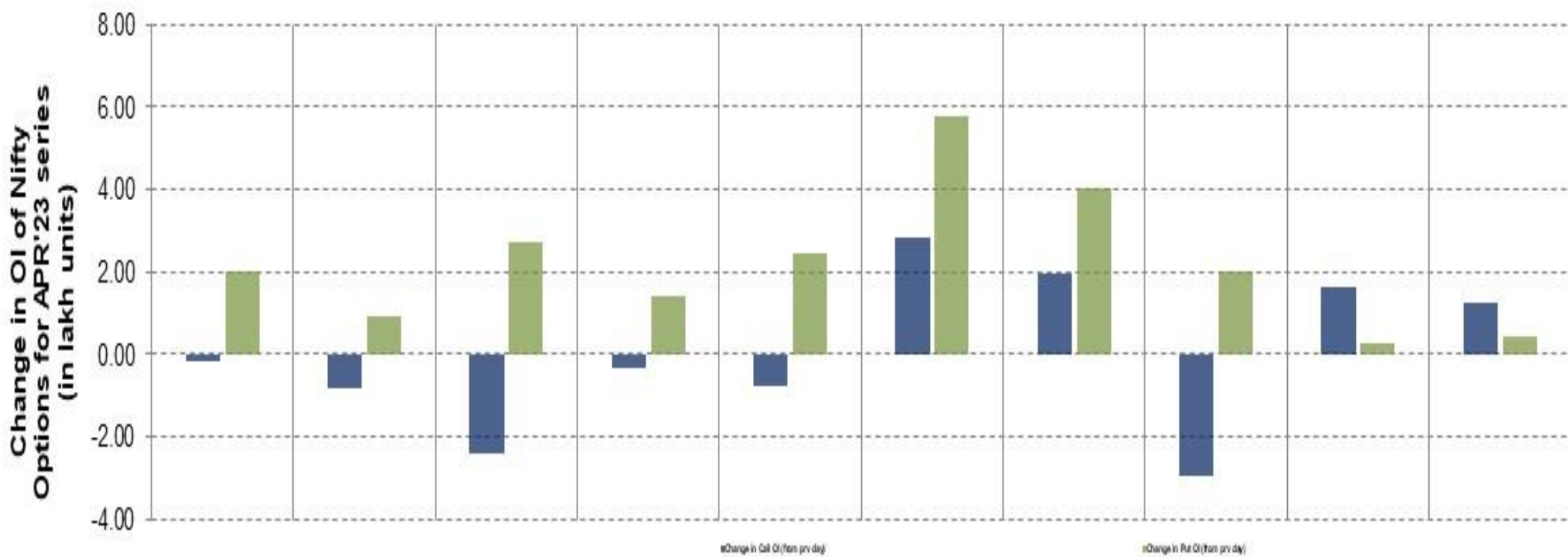
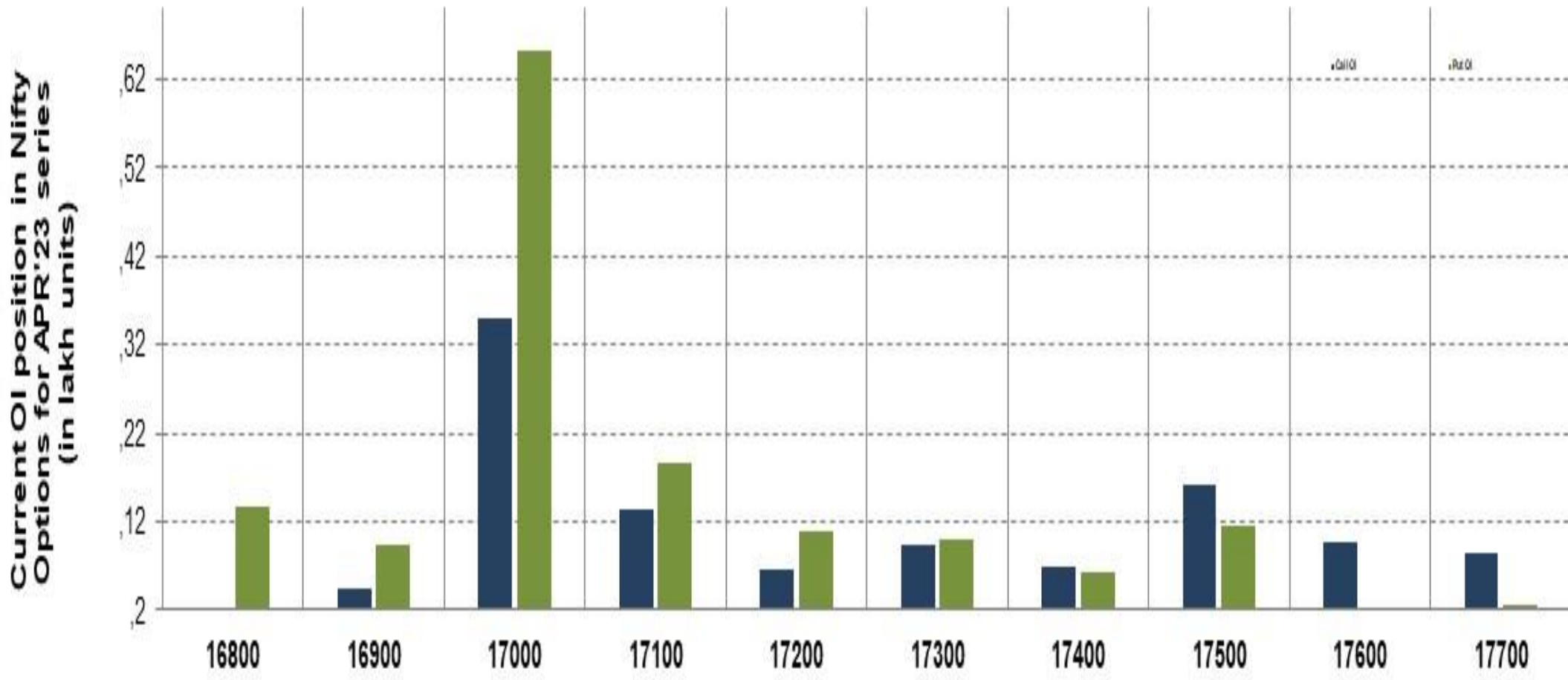




# TECHNICAL VIEWS



## NIFTY OPTIONS



- **Most Active Nifty Call** with an addition of 0.28 million in Open Interests is **Strike Price of 17300**
- **Most Active Nifty Put** with an addition of 0.57 millions in Open Interests is **Strike Price of 17300**
- **Maximum Open Interest** an outstanding was 3.51 millions for Calls at **Strike Price of 17000**
- **Maximum Open Interest** an outstanding was 6.53 millions for puts at **Strike Price of 17000**

# Disclaimer



The Information provided by SMS or in newsletter or in any document has been prepared by Shah Investor's Home Ltd (SIHL). The Information provided by SMS or in newsletter does not constitute an offer or solicitation for the purchase or sale of any financial instrument or as an official confirmation of any transaction. The information contained herein is from publicly available data or other sources believed to be reliable, but we do not represent that it is accurate or complete and it should not be relied on as such. SIHL or any of its affiliates/ group companies shall not be in any way responsible for any loss or damage that may arise to any person from any error in the information contained in this report or SMS. This Information provided by SMS, reports or in newsletter is provided for assistance only and is not intended to be and must not alone be taken as the basis for an investment decision. The user assumes the entire risk of any use made of this information. Each recipient of this Information provided by SMS, report or in newsletter should make such investigation as it deems necessary to arrive at an independent evaluation of an investment in the securities of companies referred to in this information provided by SMS, report or in newsletter (including the merits and risks involved), and should consult his own advisors to determine the merits and risks of such investment. The investment discussed or views expressed may not be suitable for all investors. This information is strictly confidential and is being furnished to you solely for your information.

The information should not be reproduced or redistributed or passed on directly or indirectly in any form to any other person or published, copied, in whole or in part, for any purpose. The information provided by report or SMS is not directed or intended for distribution to, or use by, any person or entity who is a citizen or resident of or located in any locality, state, country or other jurisdiction, where such distribution, publication, availability or use would be contrary to law, regulation or which would subject SIHL and affiliates/ group companies to any registration or licensing requirements within such jurisdiction. The distribution of this Information provided by SMS or in newsletter in certain jurisdictions may be restricted by law, and persons in whose possession this Information provided by SMS or in newsletter comes, should inform themselves about and observe, any such restrictions. The information given or Information provided by SMS, report or in newsletter is as of the date of the issue date of report or the date on which SMS provided and there can be no assurance that future results or events will be consistent with this information. This information is subject to change without any prior notice. SIHL reserves the right to make modifications and alterations to this statement as may be required from time to time. However, SIHL is under no obligation to update or keep the information current.

Nevertheless, SIHL is committed to providing independent and transparent recommendation to its client and would be happy to provide any information in response to specific client queries. Neither SIHL nor any of its affiliates, group companies, directors, employees, agents or representatives shall be liable for any damages whether direct, indirect, special or consequential including lost revenue or lost profits that may arise from or in connection with the use of the information. Past performance is not necessarily a guide to future performance. The disclosures of interest statements incorporated in the Information provided by SMS, report or in newsletter are provided solely to enhance the transparency and should not be treated as endorsement of the views expressed in the report. The analyst for this report certifies that all of the views expressed in this report accurately reflect his or her personal views about the subject company or companies and its or their securities, and no part of his or her compensation was, is or will be, directly or indirectly related to specific recommendations or views expressed in this report.