



MORNING MANTRA



Daily Derivatives & Market Report

MAY 05, 2023



Indian markets once again lost their gaining momentum on Friday as traders booked profit after yesterday's rally. Bears took full control on the markets since the beginning. Heavy selling pressure in stocks belonging from Banking, Metal and IT counters, mainly pressurized the sentiments. HDFC twins remained in lime light throughout day after a private report said that MSCI's change in their weightage adjustment factor may trigger FPI outflows. As for broader indices, the BSE Mid cap index and Small cap index failed to continue initial gains till the end.

Tracing weak US markets overnight, Indian bourses made pessimistic start amid renewed concerns about the health of the U.S. banking sector after lenders PacWest Bancorp and First Horizon said they were reviewing their options. Traders ignored report that Foreign institutional investors (FII) bought shares worth Rs 1,414.73 crore on May 4. Markets continued to reel under selling pressure, as sentiments remained downbeat amid a private report predicting that the risks to earnings growth, which include the impact of the global economic slowdown, specifically on the IT sector, as well as potential delays in rural revival and the possibility of a peak in urban demand, are apparent in the market movements. In late afternoon session, indices lost more ground and touched day's low points, as investors sold-off their riskier shares.

On the global front, European markets were trading higher as European Central Bank on expected line hiked the interest rates by 25 basis point to 3.25 percent. Asian markets ended mixed, as investors fretted about the health of U.S. banks and reacted to mixed China data, strong earnings results from Apple and the ECB rate decision. Back home, credit rating agency, India Ratings and Research (Ind-Ra) in its latest report has maintained a neutral outlook on the Indian chemicals sector for FY24. Besides, the rating agency maintained a Stable Rating Outlook on its rated chemical portfolio for FY24.

MARKET SELFIE



MARKET SUMMARY

Domestic Indices	Close	Points	% Change
SENSEX	61054.29	-694.96	-1.13
NIFTY	18069.00	-186.80	-1.02
MIDCAP	25851.86	-130.19	-0.50
SMLCAP	29283.87	-115.63	-0.39
BSEFMC	17375.67	47.29	0.27
AUTO	30711.71	123.15	0.40
POWER	3803.75	-5.36	-0.14
REALTY	3564.32	-8.50	-0.24
BSE IT	27601.47	-159.75	-0.58
BANKEX	48472.72	-923.67	-1.87
OIL GAS	18300.03	-105.21	-0.57
METAL	20194.73	-317.49	-1.55
INDIA VIX	12.30	0.57	4.86

ADVANCE - DECLINE

Index	Advance	Decline	Unchanged
NSE	961	1386	73
BSE	1474	2040	127

MARKET TURNOVER (₹ in Crs)

Segment	Current	Previous	Net %
BSE CASH	3110	3395	(8)
NSE CASH	60257	58080	4
NSE F&O	18852512	37881669	(50)

KEY INDICES RATIOS

INDEX	P/E	P/B	Dividend Yield
NIFTY	21.62	4.23	1.38
SENSEX	23.33	3.29	1.27

KEY NUMBERS TRACKER



FII – DII ACTIVITY IN CASH SEGMENT (₹ in Crs)

FII-DII*	Buy	Sell	Net
DII	4956	7155	(2199)
FII	8243	7465	778

Note: FPI & DII Figures are provisional

FII ACTIVITY IN DERIVATIVES SEGMENT (₹ in Crs)

FII	Buy	Sell	Net
Index Futures	4655.92	5460.24	(804)
Index Options	1338921.13	1318630.71	20290
Stock Futures	15156.45	17282.93	(2126)
Stock Options	20401.75	20764.36	(363)

PUT-CALL RATIO

Index	Current	Previous
NIFTY	0.86	1.26
BANK NIFTY	0.59	1.21

DOLLAR INDEX

Dollar Index	Current	Previous	% Change
DXY	101.26	101.44	-0.19

10-YEARS G-SEC YIELD

Country	Current	Previous	% Change
INDIA	7.016	7.011	0.07
USA	3.405	3.352	1.58

KEY COMMODITIES TRACKER (in \$)

Commodity	Current	Change Points	% Change
Gold	2036.86	-13.07	-0.64
Silver	25.87	-0.17	-0.68
Crude-Oil	70.28	1.72	2.51
Brent-Crude	74.29	1.79	2.47

CURRENCY FUTURES & INDEX TRENDS TRACKER



CURRENCY FUTURES

Expiry	Close	Change Points	% Change
29 MAY-23 USD-INR	81.83	-0.06	-0.07
29 MAY-23 EUR-INR	90.57	0.15	0.17
29 MAY-23 GBP-INR	102.87	0.45	0.44
29 MAY-23 JPY- INR	61.07	0.41	0.68

INDICES – SUPPORT-RESISTANCE-PIVOT LEVELS

Index	Close	S2	S1	Pivot	R1	R2
NIFTY	18069	17952	18011	18114	18172	18275
SENSEX	61054	60631	60842	61214	61426	61797
NIFTY FUTURES	18130	18018	18074	18171	18227	18324
BANK NIFTY	42661	41938	42300	42944	43305	43950
CNX IT	27720	27476	27598	27757	27879	28037
CNX MIDCAP	32149	31893	32021	32238	32366	32583
CNX SMALLCAP	9730	9645	9687	9760	9803	9876
INDIA VIX	12.30	11.22	11.76	12.07	12.61	12.92

INDEX TREND ANALYSIS

Index	Daily	Weekly	Monthly
NIFTY	Neutral	Buy	Buy
SENSEX	Neutral	Buy	Buy
NIFTY FUTURES	Neutral	Buy	Buy
BANK NIFTY	Neutral	Buy	Buy
CNX IT	Neutral	Sell	Neutral
CNX MIDCAP	Buy	Buy	Buy
CNX SMALLCAP	Buy	Neutral	Buy
INDIA VIX	Neutral	Neutral	Sell

SECURITIES BAN IN F&O TRADES FOR 08-05-2022

GNFC, MANAPPURAM

TECHNICAL VIEWS



NIFTY

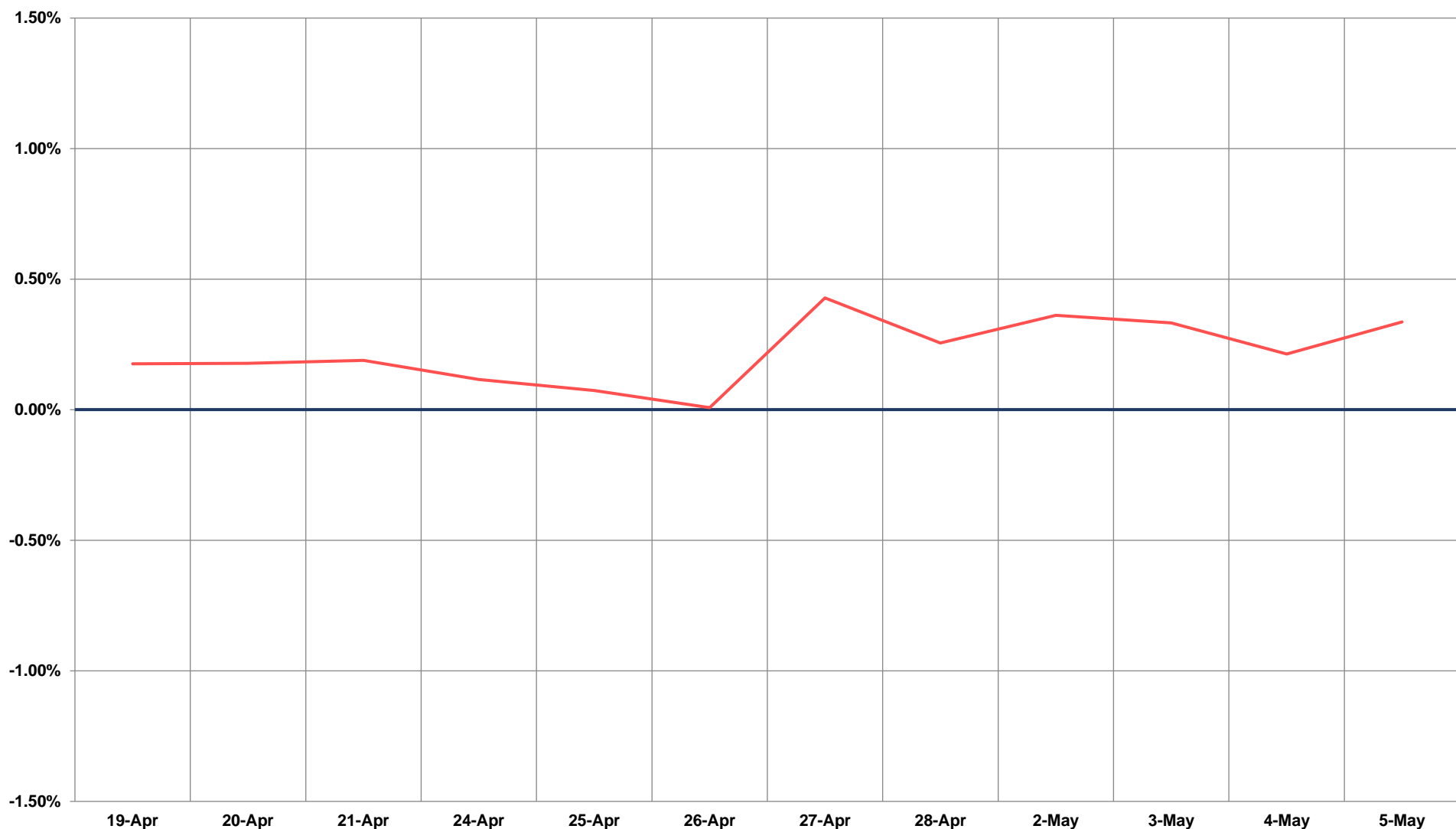
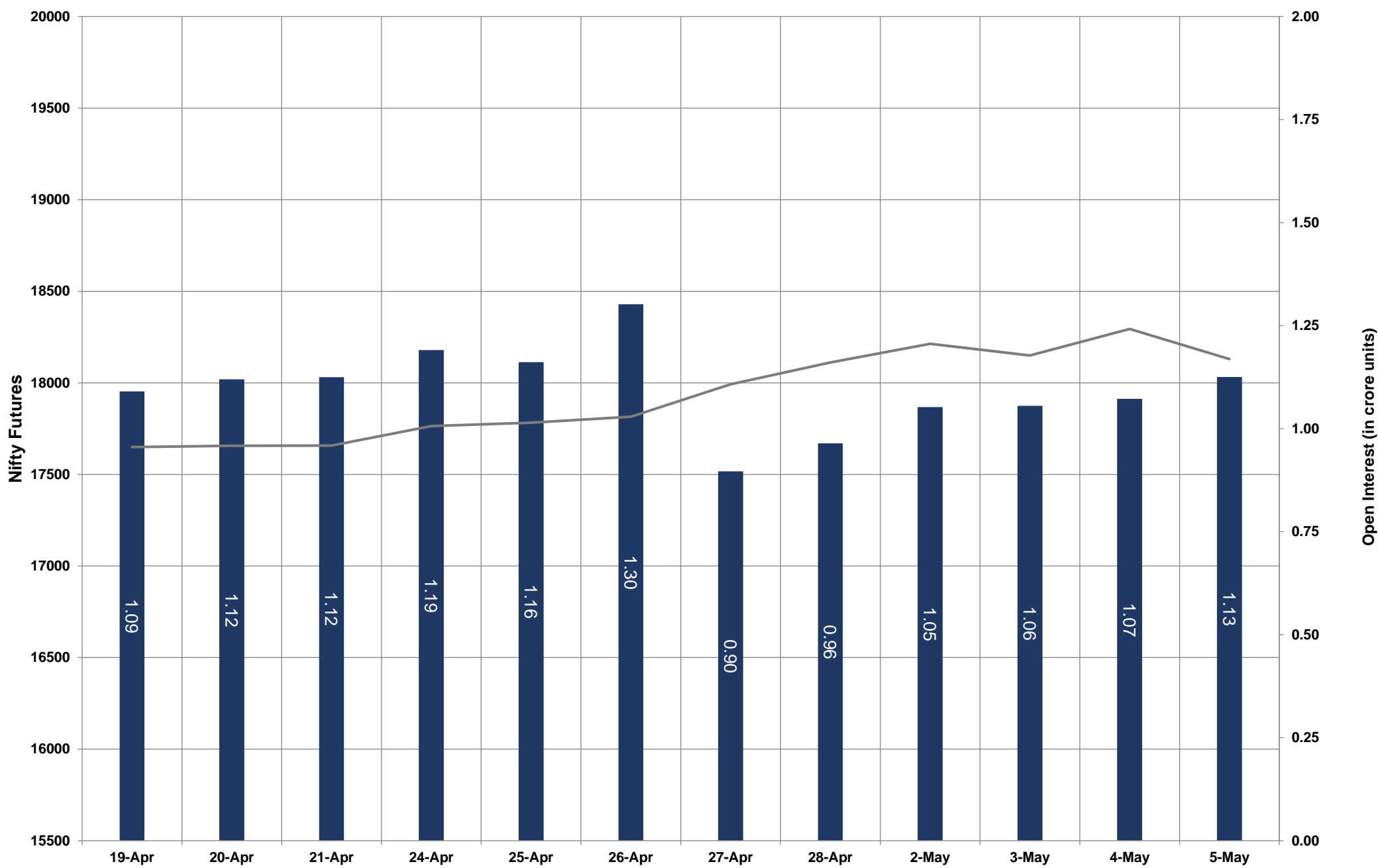


- Nifty Cash = **18069.00 (-1.02%)**
- Resistance levels = **18215** and **18300**
- Support levels = **18020** and **17940**

TECHNICAL VIEWS



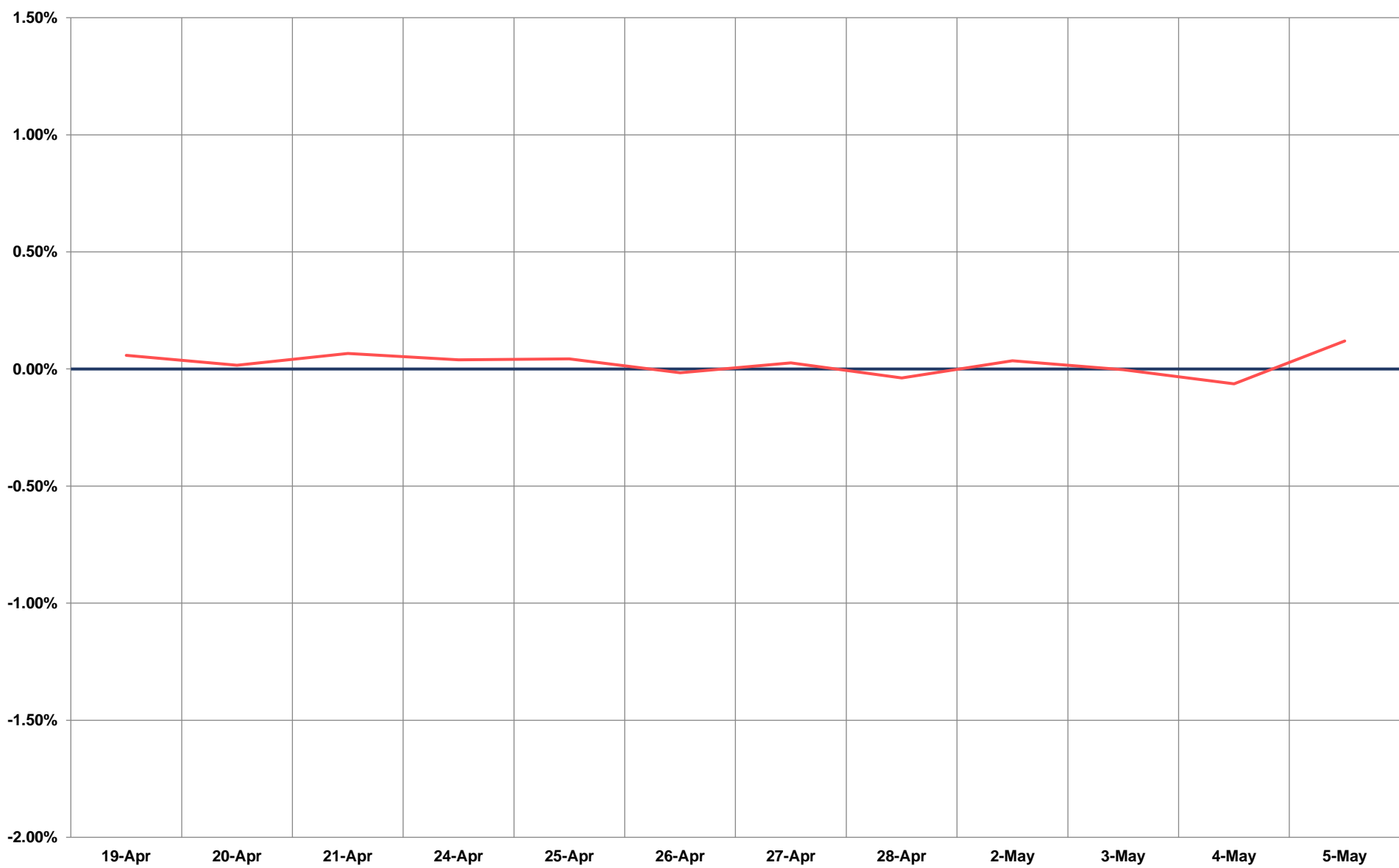
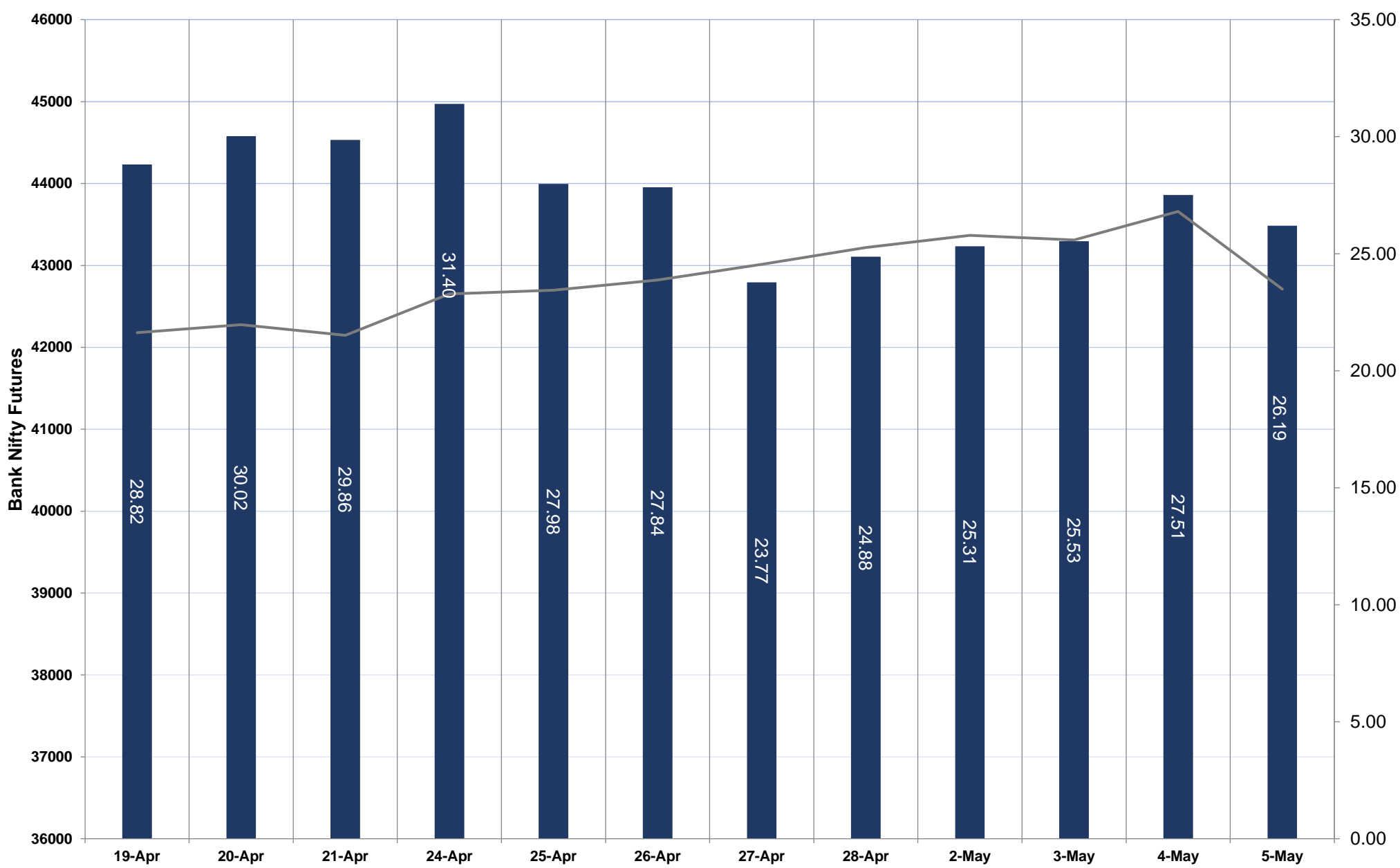
NIFTY FUTURES



TECHNICAL VIEWS



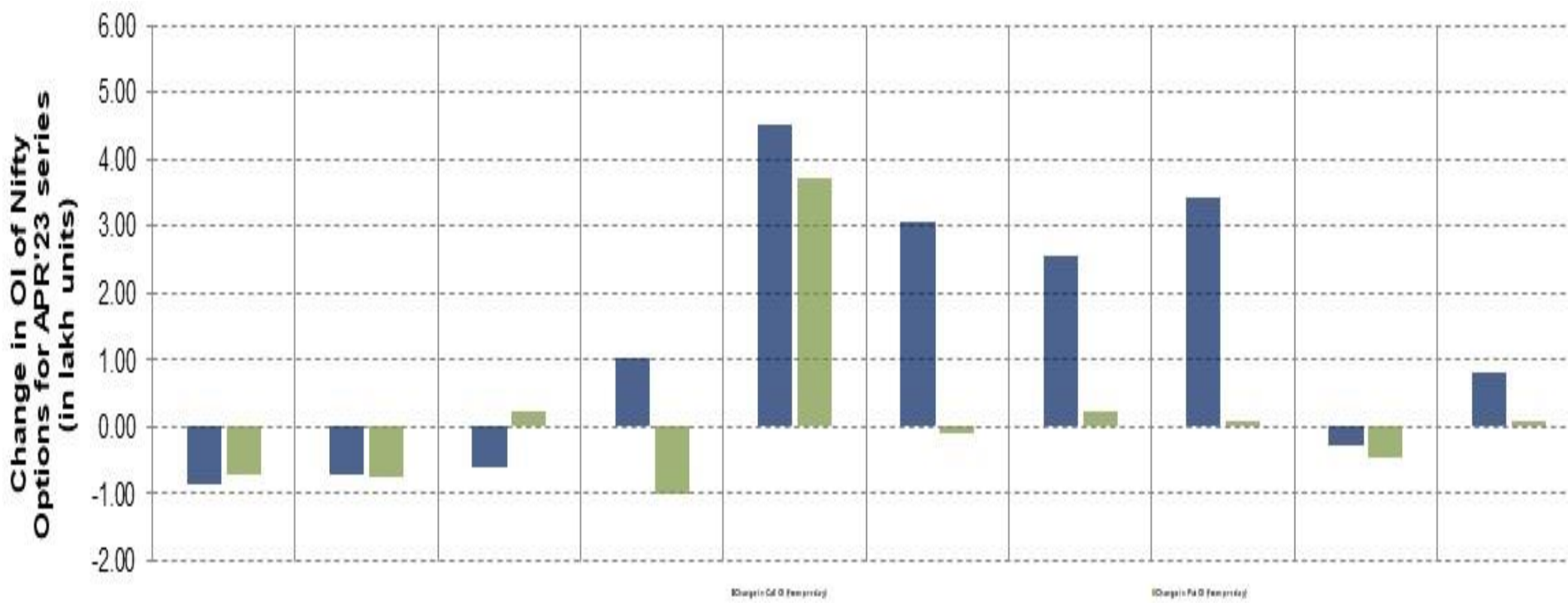
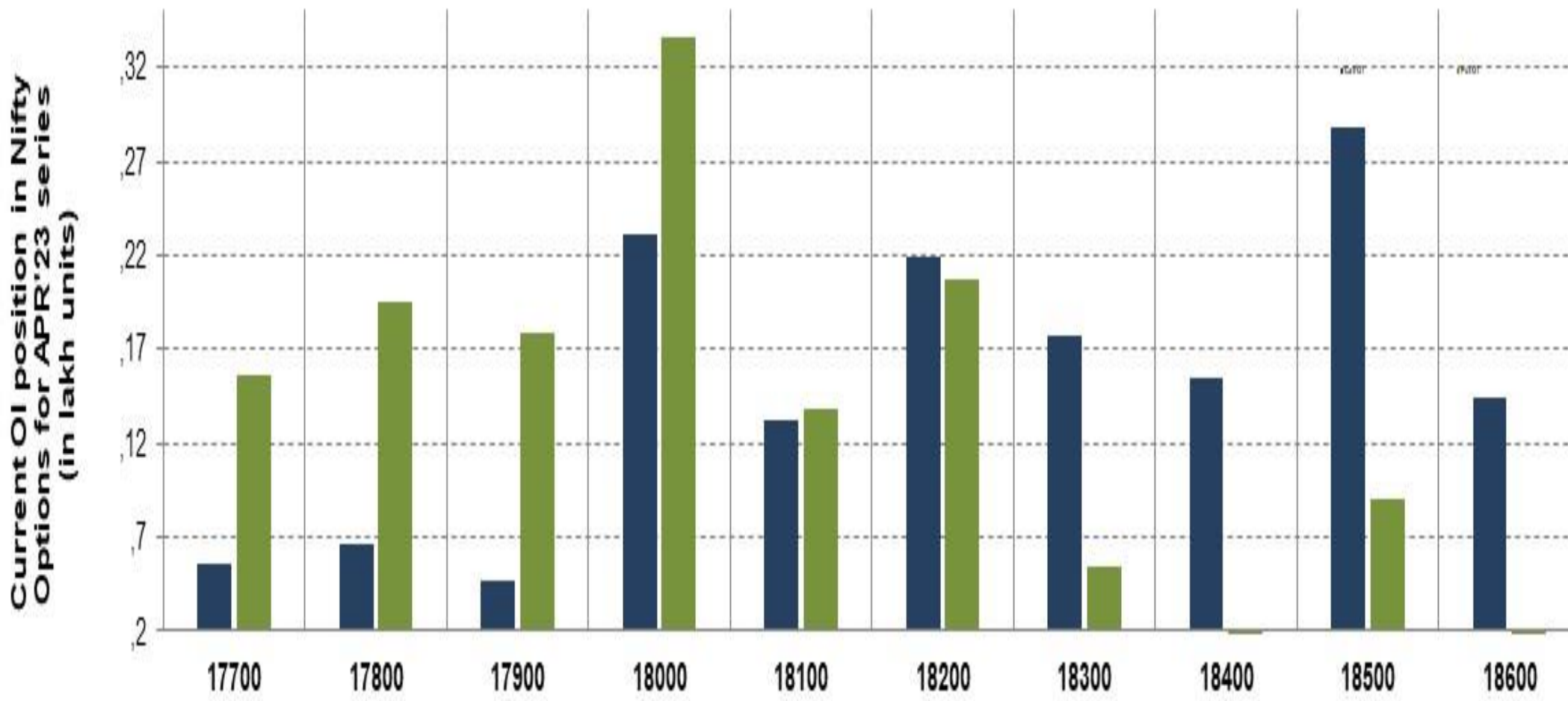
BANK NIFTY FUTURES



TECHNICAL VIEWS



NIFTY OPTIONS



- **Most Active Nifty Call** with an addition of 0.45 million in Open Interests is **Strike Price of 18100**
- **Most Active Nifty Put** with an addition of 0.37 millions in Open Interests is **Strike Price of 18100**
- **Maximum Open Interest an outstanding** was 2.88 millions for Calls at **Strike Price of 18500**
- **Maximum Open Interest an outstanding** was 3.35 millions for puts at **Strike Price of 18000**

Disclaimer



The Information provided by SMS or in newsletter or in any document has been prepared by Shah Investor's Home Ltd (SIHL). The Information provided by SMS or in newsletter does not constitute an offer or solicitation for the purchase or sale of any financial instrument or as an official confirmation of any transaction. The information contained herein is from publicly available data or other sources believed to be reliable, but we do not represent that it is accurate or complete and it should not be relied on as such. SIHL or any of its affiliates/ group companies shall not be in any way responsible for any loss or damage that may arise to any person from any error in the information contained in this report or SMS. This Information provided by SMS, reports or in newsletter is provided for assistance only and is not intended to be and must not alone be taken as the basis for an investment decision. The user assumes the entire risk of any use made of this information. Each recipient of this Information provided by SMS, report or in newsletter should make such investigation as it deems necessary to arrive at an independent evaluation of an investment in the securities of companies referred to in this information provided by SMS, report or in newsletter (including the merits and risks involved), and should consult his own advisors to determine the merits and risks of such investment. The investment discussed or views expressed may not be suitable for all investors. This information is strictly confidential and is being furnished to you solely for your information.

The information should not be reproduced or redistributed or passed on directly or indirectly in any form to any other person or published, copied, in whole or in part, for any purpose. The information provided by report or SMS is not directed or intended for distribution to, or use by, any person or entity who is a citizen or resident of or located in any locality, state, country or other jurisdiction, where such distribution, publication, availability or use would be contrary to law, regulation or which would subject SIHL and affiliates/ group companies to any registration or licensing requirements within such jurisdiction. The distribution of this Information provided by SMS or in newsletter in certain jurisdictions may be restricted by law, and persons in whose possession this Information provided by SMS or in newsletter comes, should inform themselves about and observe, any such restrictions. The information given or Information provided by SMS, report or in newsletter is as of the date of the issue date of report or the date on which SMS provided and there can be no assurance that future results or events will be consistent with this information. This information is subject to change without any prior notice. SIHL reserves the right to make modifications and alterations to this statement as may be required from time to time. However, SIHL is under no obligation to update or keep the information current.

Nevertheless, SIHL is committed to providing independent and transparent recommendation to its client and would be happy to provide any information in response to specific client queries. Neither SIHL nor any of its affiliates, group companies, directors, employees, agents or representatives shall be liable for any damages whether direct, indirect, special or consequential including lost revenue or lost profits that may arise from or in connection with the use of the information. Past performance is not necessarily a guide to future performance. The disclosures of interest statements incorporated in the Information provided by SMS, report or in newsletter are provided solely to enhance the transparency and should not be treated as endorsement of the views expressed in the report. The analyst for this report certifies that all of the views expressed in this report accurately reflect his or her personal views about the subject company or companies and its or their securities, and no part of his or her compensation was, is or will be, directly or indirectly related to specific recommendations or views expressed in this report.