



MORNING MANTRA



Daily Derivatives & Market Report

JUN 05, 2023



Indian markets ended higher for second day as investors braced for Reserve Bank of India (RBI) interest rate decision which is slated to be announced on June 08. Key indices remained in the grip of bulls throughout the session on expectations that the Reserve Bank of India will continue to keep the repo rate unchanged. However, in last leg of trade, markets witnessed some profit bookings. As for broader indices, the BSE Mid cap index and Small cap index spent their day in green terrain. Traders took a note of report that India's service Purchasing Managers' Index (PMI) was recorded at 61.2 in May. Although it is lower than 62 in April, May's figure is the second-highest since June 2010. A print above 50 in the survey denotes expansion of services activity, and below that suggests contraction. India's headline figure has been in the expansion zone for 23 months since August 2021.

Markets made gap up opening tracking positive cues from Wall Street and firm trade in Asian counterparts as traders react positively to the resolution of the U.S. debt ceiling crisis after it was signed into law by US President Joe Biden. Traders also reacted to solid U.S. employment data and easing fears of recession. Further, markets continued their firm trade in afternoon session, as sentiments were upbeat after Foreign Portfolio Investors (FPIs) pumped in Rs 43,838 crore in Indian equities in May, the highest level in nine months, supported by strong macroeconomic fundamentals, and reasonable valuations. Besides, SBI Research said in a report that the Reserve Bank of India (RBI) is expected to again pause the repo rate, the rate at which the central bank lends money to banks, in its bi-monthly monetary policy to be held this week. However, in late afternoon session, markets cut some of their gains as traders opted to book profit.

On the global front, European markets were trading mostly in green as investors digested a raft of mixed economic data. All Asian markets ended higher after the services sector in China continued to expand in May, and at a faster rate, with a services PMI score of 57.1. That's up from 56.4 and it moves further above the boom-or-bust line of 50 that separates expansion from contraction. Back home, RBI Deputy Governor M Rajeshwar Rao has said that India's banking sector needs to address gaps in the governance frameworks and assurance functions in a bid to gear up to meet the future challenges as the country strives to become a developed nation by 2047.

MARKET SELFIE



MARKET SUMMARY

Domestic Indices	Close	Points	% Change
SENSEX	62787.47	240.36	0.38
NIFTY	18593.85	59.75	0.32
MIDCAP	27372.73	78.63	0.29
SMLCAP	31043.53	157.83	0.51
BSEFMC	18270.26	-78.71	-0.43
AUTO	33602.08	408.62	1.23
POWER	3847.48	21.80	0.57
REALTY	3941.19	10.79	0.27
BSE IT	29349.95	-54.05	-0.18
BANKEX	50027.58	237.66	0.48
OIL GAS	17857.17	32.79	0.18
METAL	19808.46	87.15	0.44
INDIA VIX	11.14	0.01	0.09

ADVANCE - DECLINE

Index	Advance	Decline	Unchanged
NSE	1589	862	73
BSE	2162	1496	182

MARKET TURNOVER (₹ in Crs)

Segment	Current	Previous	Net %
BSE CASH	4241	3579	19
NSE CASH	57726	59213	(3)
NSE F&O	13806487	14669817	(6)

KEY INDICES RATIOS

INDEX	P/E	P/B	Dividend Yield
NIFTY	21.65	4.35	1.44
SENSEX	23.12	3.29	1.32

KEY NUMBERS TRACKER



FII – DII ACTIVITY IN CASH SEGMENT (₹ in Crs)

FII-DII*	Buy	Sell	Net
DII	7461	6265	1196
FII	7741	8442	(701)

Note: FPI & DII Figures are provisional

FII ACTIVITY IN DERIVATIVES SEGMENT (₹ in Crs)

FII	Buy	Sell	Net
Index Futures	2318.98	1572.85	746
Index Options	768330.53	769737.06	(1407)
Stock Futures	10727.48	9339.44	1388
Stock Options	12540.07	12889.41	(349)

PUT-CALL RATIO

Index	Current	Previous
NIFTY	1.00	0.95
BANK NIFTY	0.88	0.81

DOLLAR INDEX

Dollar Index	Current	Previous	% Change
DXY	104.28	104.06	0.21

10-YEARS G-SEC YIELD

Country	Current	Previous	% Change
INDIA	6.997	6.984	0.19
USA	3.759	3.693	1.94

KEY COMMODITIES TRACKER (in \$)

Commodity	Current	Change Points	% Change
Gold	1943.17	-3.67	-0.19
Silver	23.44	-0.12	-0.53
Crude-Oil	72.99	1.25	1.74
Brent-Crude	77.34	1.21	1.59

CURRENCY FUTURES & INDEX TRENDS TRACKER



CURRENCY FUTURES

Expiry	Close	Change Points	% Change
27 JUN-23 USD-INR	82.73	0.33	0.40
27 JUN-23 EUR-INR	88.55	-0.23	-0.26
27 JUN-23 GBP-INR	102.47	-0.71	-0.69
27 JUN-23 JPY- INR	59.28	-0.33	-0.55

INDICES – SUPPORT-RESISTANCE-PIVOT LEVELS

Index	Close	S2	S1	Pivot	R1	R2
NIFTY	18594	18548	18571	18606	18628	18663
SENSEX	62787	62636	62712	62827	62903	63019
NIFTY FUTURES	18594	18650	18676	18703	18728	18755
BANK NIFTY	44102	43955	44029	44147	44220	44339
CNX IT	29239	29014	29126	29330	29442	29646
CNX MIDCAP	34015	33871	33943	34057	34129	34243
CNX SMALLCAP	10359	10314	10336	10372	10395	10430
INDIA VIX	11.14	9.91	10.53	10.93	11.55	11.95

INDEX TREND ANALYSIS

Index	Daily	Weekly	Monthly
NIFTY	Buy	Buy	Buy
SENSEX	Buy	Buy	Buy
NIFTY FUTURES	Buy	Buy	Buy
BANK NIFTY	Buy	Buy	Buy
CNX IT	Neutral	Neutral	Buy
CNX MIDCAP	Buy	Buy	Buy
CNX SMALLCAP	Buy	Buy	Buy
INDIA VIX	Sell	Sell	Sell

SECURITIES BAN IN F&O TRADES FOR 06-06-2022

IBULHSGFIN, INDIACEM, MANAPPURAM

TECHNICAL VIEWS



NIFTY

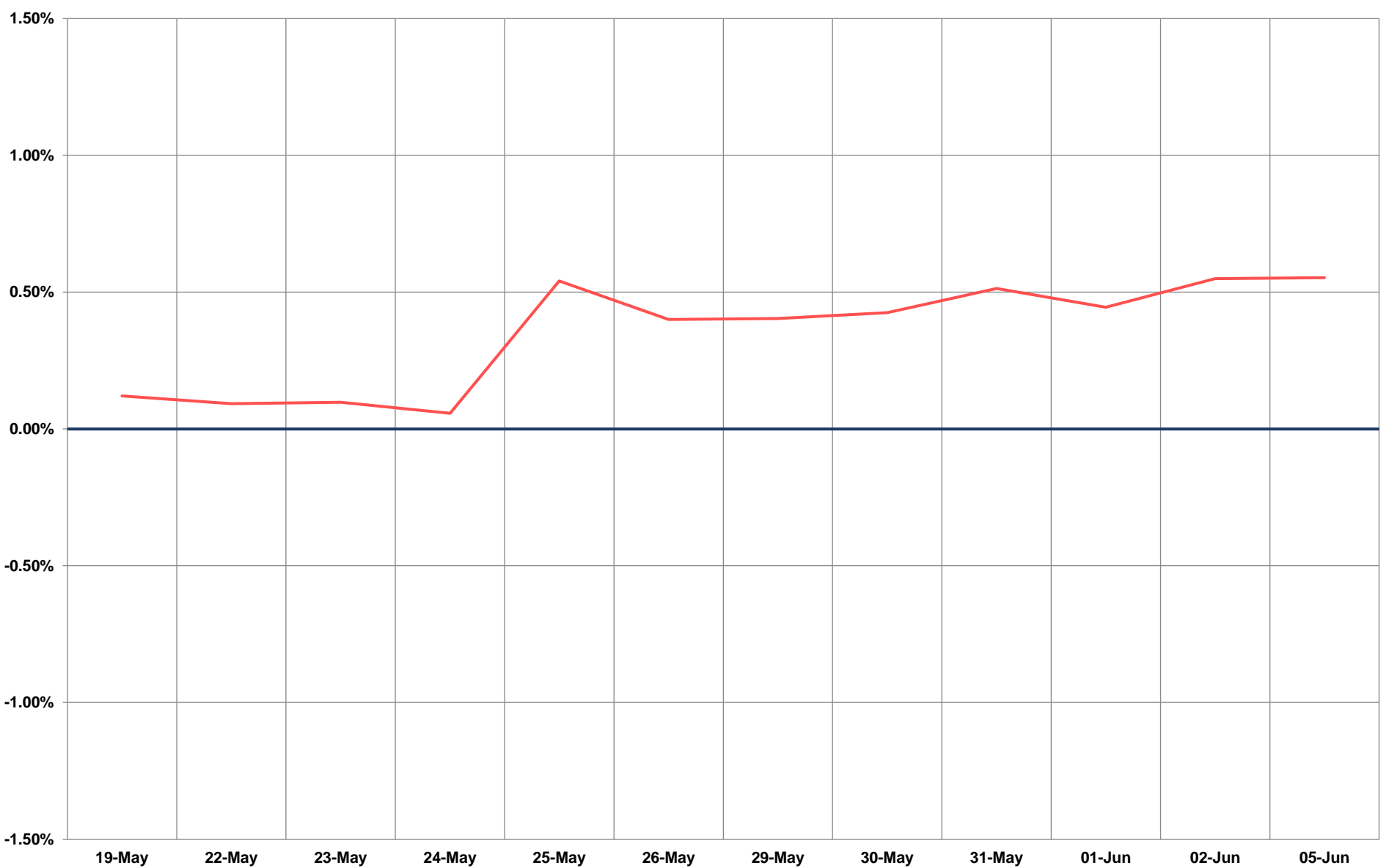
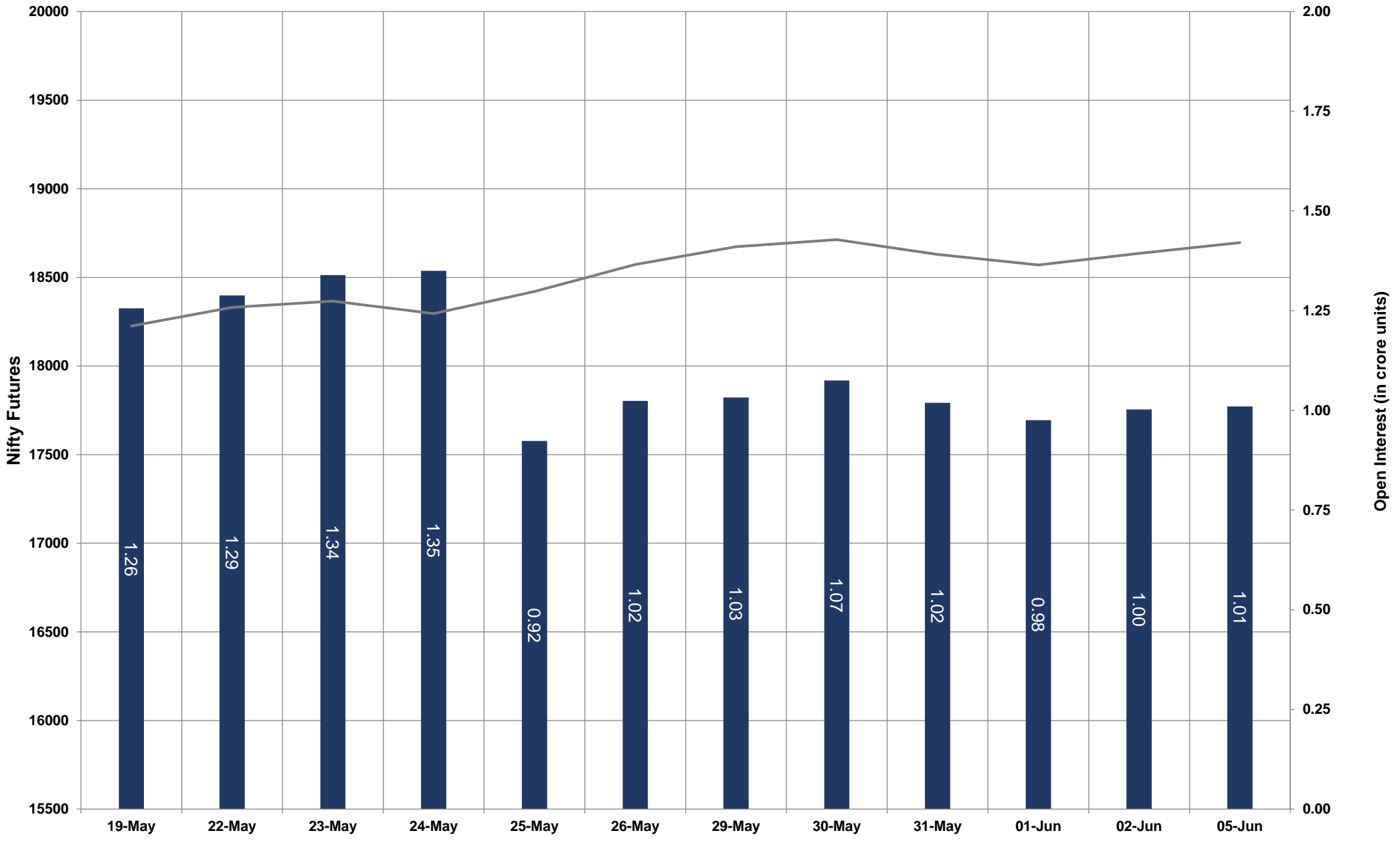


- Nifty Cash = **18593.85 (0.32%)**
- Resistance levels = **18680** and **18800**
- Support levels = **18440** and **18330**

TECHNICAL VIEWS



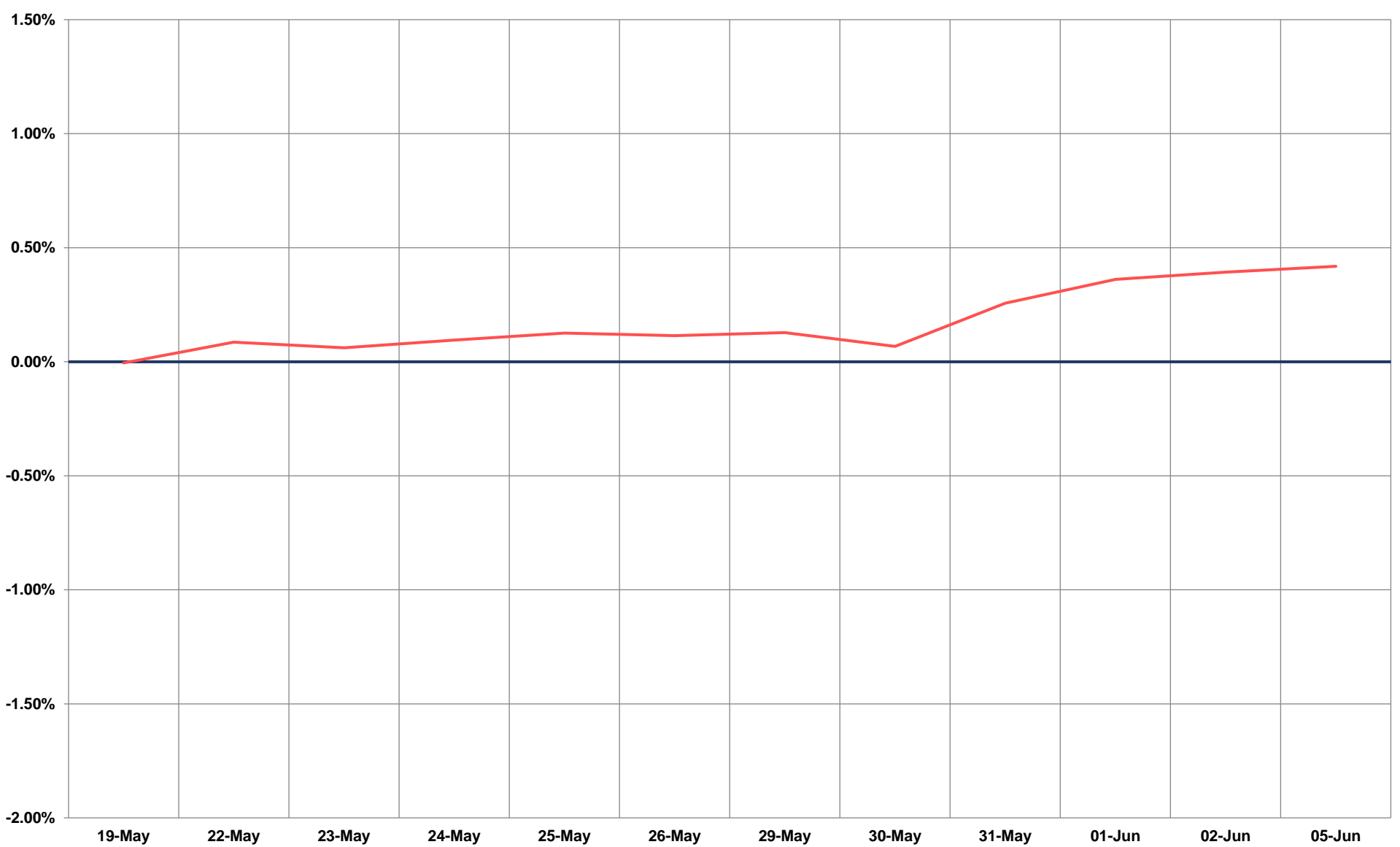
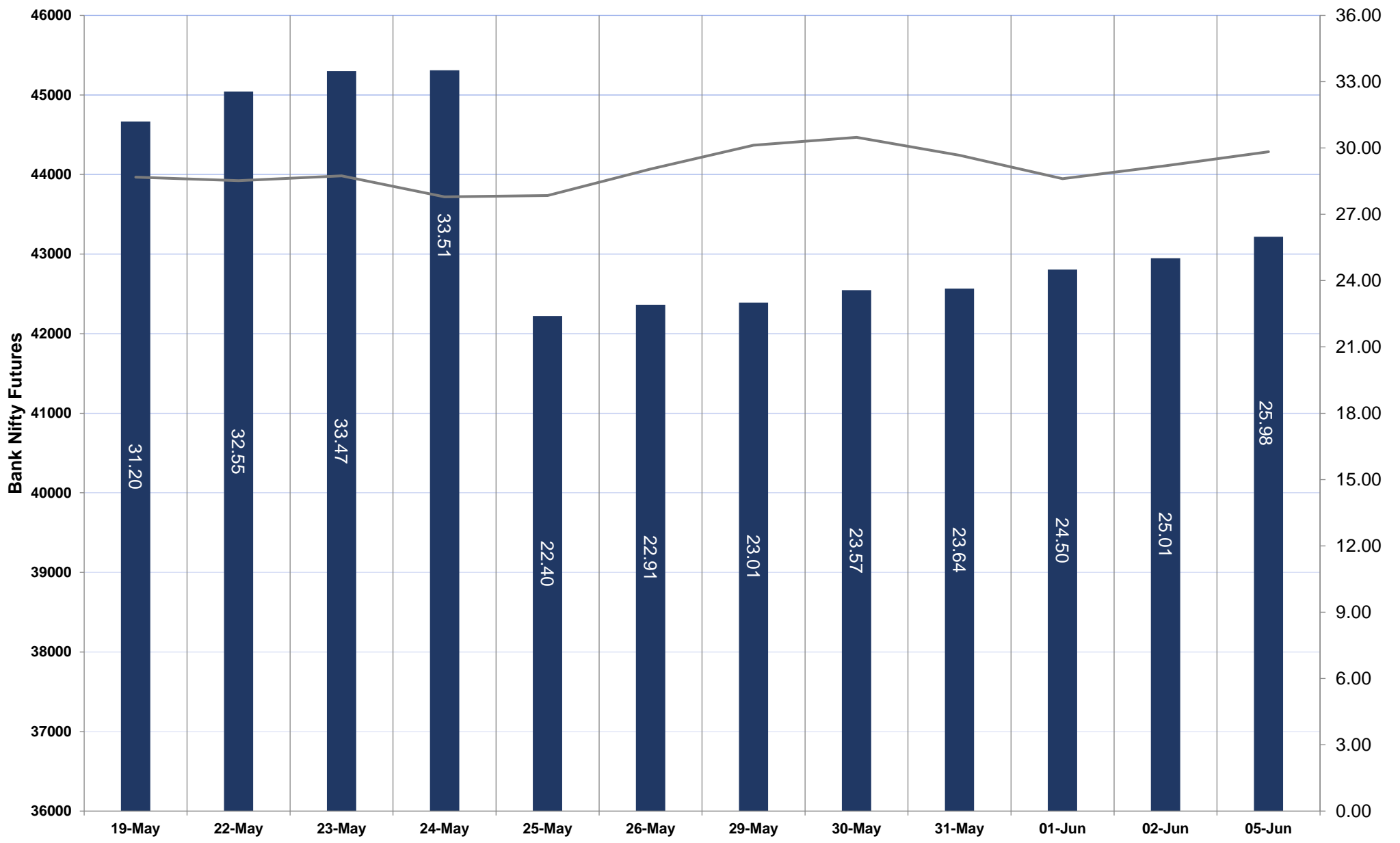
NIFTY FUTURES



TECHNICAL VIEWS



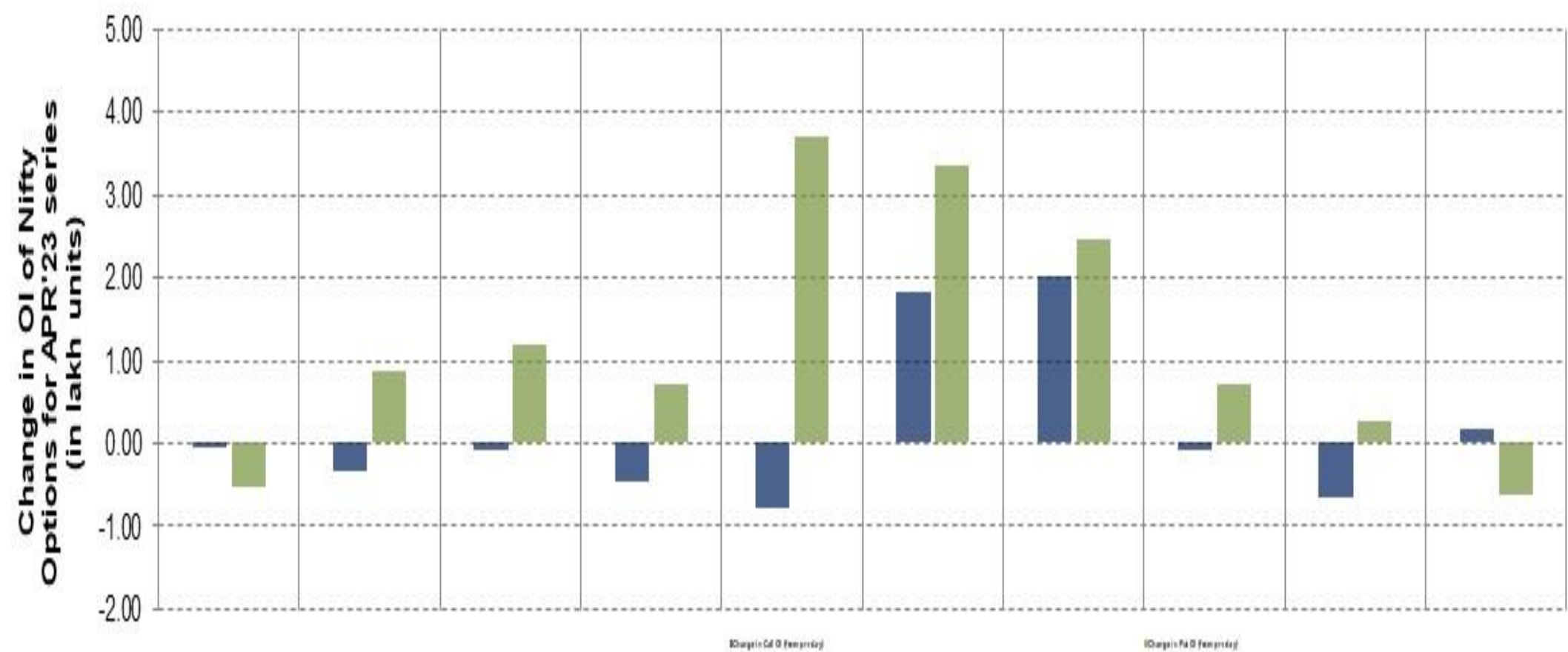
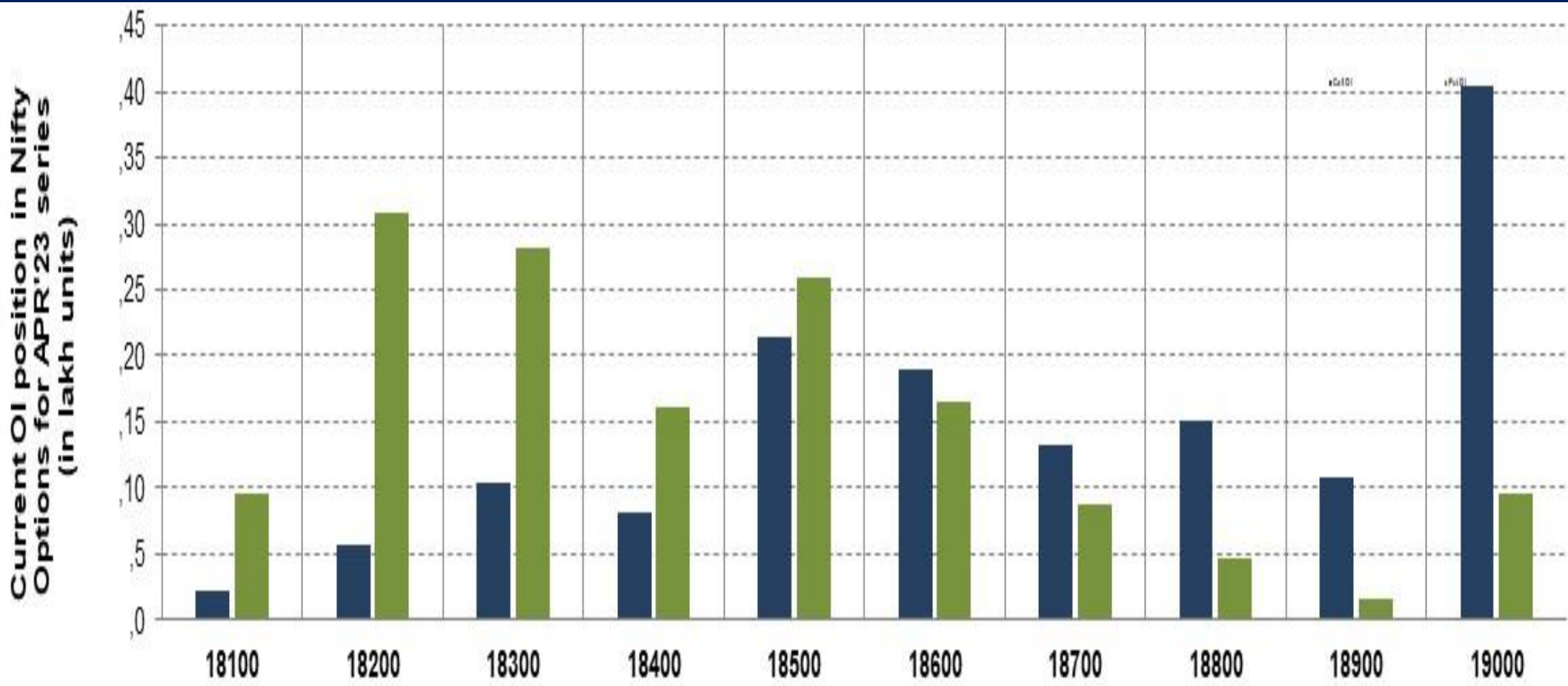
BANK NIFTY FUTURES



TECHNICAL VIEWS



NIFTY OPTIONS



- **Most Active Nifty Call** with an addition of 0.20 million in Open Interests is **Strike Price of 18700**
- **Most Active Nifty Put** with an addition of 0.37 millions in Open Interests is **Strike Price of 18500**
- **Maximum Open Interest an outstanding** was 4.04 millions for Calls at **Strike Price of 19000**
- **Maximum Open Interest an outstanding** was 3.09 millions for puts at **Strike Price of 18200**

Disclaimer



The Information provided by SMS or in newsletter or in any document has been prepared by Shah Investor's Home Ltd (SIHL). The Information provided by SMS or in newsletter does not constitute an offer or solicitation for the purchase or sale of any financial instrument or as an official confirmation of any transaction. The information contained herein is from publicly available data or other sources believed to be reliable, but we do not represent that it is accurate or complete and it should not be relied on as such. SIHL or any of its affiliates/ group companies shall not be in any way responsible for any loss or damage that may arise to any person from any error in the information contained in this report or SMS. This Information provided by SMS, reports or in newsletter is provided for assistance only and is not intended to be and must not alone be taken as the basis for an investment decision. The user assumes the entire risk of any use made of this information. Each recipient of this Information provided by SMS, report or in newsletter should make such investigation as it deems necessary to arrive at an independent evaluation of an investment in the securities of companies referred to in this information provided by SMS, report or in newsletter (including the merits and risks involved), and should consult his own advisors to determine the merits and risks of such investment. The investment discussed or views expressed may not be suitable for all investors. This information is strictly confidential and is being furnished to you solely for your information.

The information should not be reproduced or redistributed or passed on directly or indirectly in any form to any other person or published, copied, in whole or in part, for any purpose. The information provided by report or SMS is not directed or intended for distribution to, or use by, any person or entity who is a citizen or resident of or located in any locality, state, country or other jurisdiction, where such distribution, publication, availability or use would be contrary to law, regulation or which would subject SIHL and affiliates/ group companies to any registration or licensing requirements within such jurisdiction. The distribution of this Information provided by SMS or in newsletter in certain jurisdictions may be restricted by law, and persons in whose possession this Information provided by SMS or in newsletter comes, should inform themselves about and observe, any such restrictions. The information given or Information provided by SMS, report or in newsletter is as of the date of the issue date of report or the date on which SMS provided and there can be no assurance that future results or events will be consistent with this information. This information is subject to change without any prior notice. SIHL reserves the right to make modifications and alterations to this statement as may be required from time to time. However, SIHL is under no obligation to update or keep the information current.

Nevertheless, SIHL is committed to providing independent and transparent recommendation to its client and would be happy to provide any information in response to specific client queries. Neither SIHL nor any of its affiliates, group companies, directors, employees, agents or representatives shall be liable for any damages whether direct, indirect, special or consequential including lost revenue or lost profits that may arise from or in connection with the use of the information. Past performance is not necessarily a guide to future performance. The disclosures of interest statements incorporated in the Information provided by SMS, report or in newsletter are provided solely to enhance the transparency and should not be treated as endorsement of the views expressed in the report. The analyst for this report certifies that all of the views expressed in this report accurately reflect his or her personal views about the subject company or companies and its or their securities, and no part of his or her compensation was, is or will be, directly or indirectly related to specific recommendations or views expressed in this report.