



# MORNING MANTRA



Daily Derivatives & Market Report

AUG 17, 2023



Indian share markets joined the global markets weakness and closed Thursday's trade with a cut of over half a percent after the US Fed's FOMC minutes showed that officials believed more rate hikes may be needed given upside risks to inflation. Markets snapped two-day winning streak led by selling in IT, Metal and banking stocks. Indices did not once break out in green during the day as investors maintained a risk-averse approach. However, the broader indices, the BSE Mid cap index and Small cap index ended in green.

Markets made a negative start and extended their losses tracking weak global market cues. Traders were cautious as global rating agency Fitch warned that rapid loan growth, especially in unsecured retail credit, needs careful management to avoid a spike in risks and credit costs for India's banks and finance companies. Besides, Crisil Market Intelligence and Analytics said that urban poor have been the most impacted by 15-month high consumer price inflation (CPI) in July. Markets touched their day's low points in the afternoon session, as investors preferred to sell their riskier assets amid mounting China economy worries. Traders took note of a private report stating that India will take a medium-term view to intensify efforts to ease inflation pressures and avoid any knee-jerk reaction to transitory price increases. In the last leg of trade, indices continued to trade lower and both Sensex and Nifty settled the session below their crucial 65200 and 19400 marks, respectively.

On the global front, European markets were trading lower as downbeat earnings and BAE Systems weighed, while investors were in risk-off mode after minutes from the U.S. Federal Reserve's July meeting hinted at rates remaining higher for longer. Asian markets ended mostly in red following weak cues from the U.S. markets. The prospects of a possible downgrade of several U.S. lenders by Fitch Ratings and lingering concerns about China's economic slowdown also continued to weigh on sentiment. Back home, Fitch Ratings has said the operating environment for Indian banks has strengthened as economic risks associated with the Covid-19 pandemic have ebbed. It said India was badly affected by the pandemic, but the associated risks have now receded. The easing of pandemic-related risks has been accompanied by a strengthening of capital buffers.

# MARKET SELFIE



## MARKET SUMMARY

Domestic Indices	Close	Points	% Change
SENSEX	65151.02	-388.40	-0.59
NIFTY	19365.25	-99.75	-0.51
MIDCAP	30390.10	17.11	0.06
SMLCAP	35364.28	67.14	0.19
BSEFMC	18518.93	-173.06	-0.93
AUTO	35149.39	-44.64	-0.13
POWER	4210.82	-31.05	-0.73
REALTY	4274.79	3.78	0.09
BSE IT	31366.60	108.42	0.34
BANKEX	49243.80	-86.05	-0.17
OIL GAS	18902.85	-145.87	-0.77
METAL	21203.57	-54.15	-0.25
INDIA VIX	12.24	0.11	0.91

## ADVANCE - DECLINE

Index	Advance	Decline	Unchanged
NSE	1293	1111	51
BSE	1832	1742	166

## MARKET TURNOVER (₹ in Crs)

Segment	Current	Previous	Net %
BSE CASH	4298	19336	(78)
NSE CASH	71684	72285	(1)
NSE F&O	46012352	24157511	90

## KEY INDICES RATIOS

INDEX	P/E	P/B	Dividend Yield
NIFTY	22.39	4.66	1.39
SENSEX	23.78	3.53	1.24

# KEY NUMBERS TRACKER



## FII – DII ACTIVITY IN CASH SEGMENT (₹ in Crs)

FII-DII*	Buy	Sell	Net
DII	6293	6607	(314)
FII	11205	12716	(1511)

Note: FPI & DII Figures are provisional

## FII ACTIVITY IN DERIVATIVES SEGMENT (₹ in Crs)

FII	Buy	Sell	Net
Index Futures	3675.17	3891.44	(216)
Index Options	2735444.68	2697301.20	38143
Stock Futures	11478.87	15034.92	(3556)
Stock Options	17671.04	17902.92	(232)

## PUT-CALL RATIO

Index	Current	Previous
NIFTY	0.87	1.11
BANK NIFTY	0.73	0.84

## DOLLAR INDEX

Dollar Index	Current	Previous	% Change
DXY	103.40	103.42	-0.02

## 10-YEARS G-SEC YIELD

Country	Current	Previous	% Change
INDIA	7.249	7.209	0.55
USA	4.298	4.258	0.94

## KEY COMMODITIES TRACKER (in \$)

Commodity	Current	Change Points	% Change
Gold	1896.93	3.65	0.19
Silver	22.70	0.29	1.30
Crude-Oil	80.04	0.66	0.83
Brent-Crude	84.12	0.67	0.80

# CURRENCY FUTURES & INDEX TRENDS TRACKER



## CURRENCY FUTURES

Expiry	Close	Change Points	% Change
29 AUG-23 USD-INR	83.12	-0.01	-0.02
29 AUG-23 EUR-INR	90.49	-0.50	-0.55
29 AUG-23 GBP-INR	105.94	0.40	0.38
29 AUG-23 JPY- INR	57.06	-0.42	-0.73

## INDICES – SUPPORT-RESISTANCE-PIVOT LEVELS

Index	Close	S2	S1	Pivot	R1	R2
NIFTY	19365	19249	19307	19384	19442	19520
SENSEX	65151	64755	64953	65244	65442	65733
NIFTY FUTURES	19394	19303	19348	19406	19451	19509
BANK NIFTY	43891	43576	43734	43903	44060	44230
CNX IT	31060	30708	30884	31061	31237	31414
CNX MIDCAP	37896	37733	37814	37914	37995	38095
CNX SMALLCAP	11745	11683	11714	11763	11794	11842
INDIA VIX	12.24	11.79	12.01	12.34	12.56	12.89

## INDEX TREND ANALYSIS

Index	Daily	Weekly	Monthly
NIFTY	NEUTRAL	NEUTRAL	Buy
SENSEX	NEUTRAL	NEUTRAL	Buy
NIFTY FUTURES	NEUTRAL	NEUTRAL	Buy
BANK NIFTY	Sell	NEUTRAL	Buy
CNX IT	Buy	Buy	Buy
CNX MIDCAP	Buy	Buy	Buy
CNX SMALLCAP	Buy	Buy	Buy
INDIA VIX	Buy	NEUTRAL	Sell

## SECURITIES BAN IN F&O TRADES FOR 18-08-2022

CHAMBLFERT, DELTACORP, GNFC, GRANULES, HINDCOPPER,  
IBULHSGFIN, INDIACEM, PNB, SAIL,ZEEL

# TECHNICAL VIEWS



## NIFTY

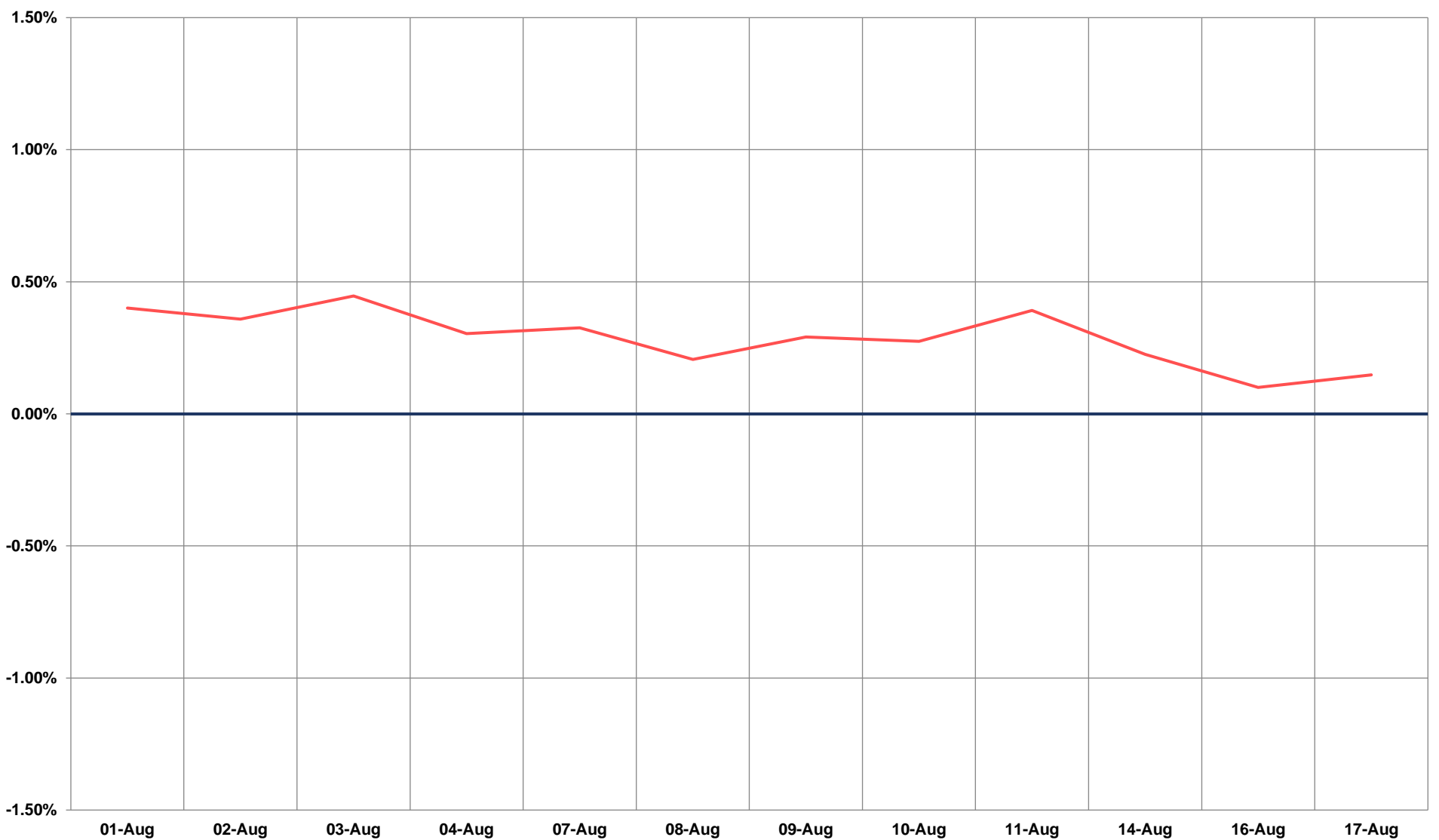
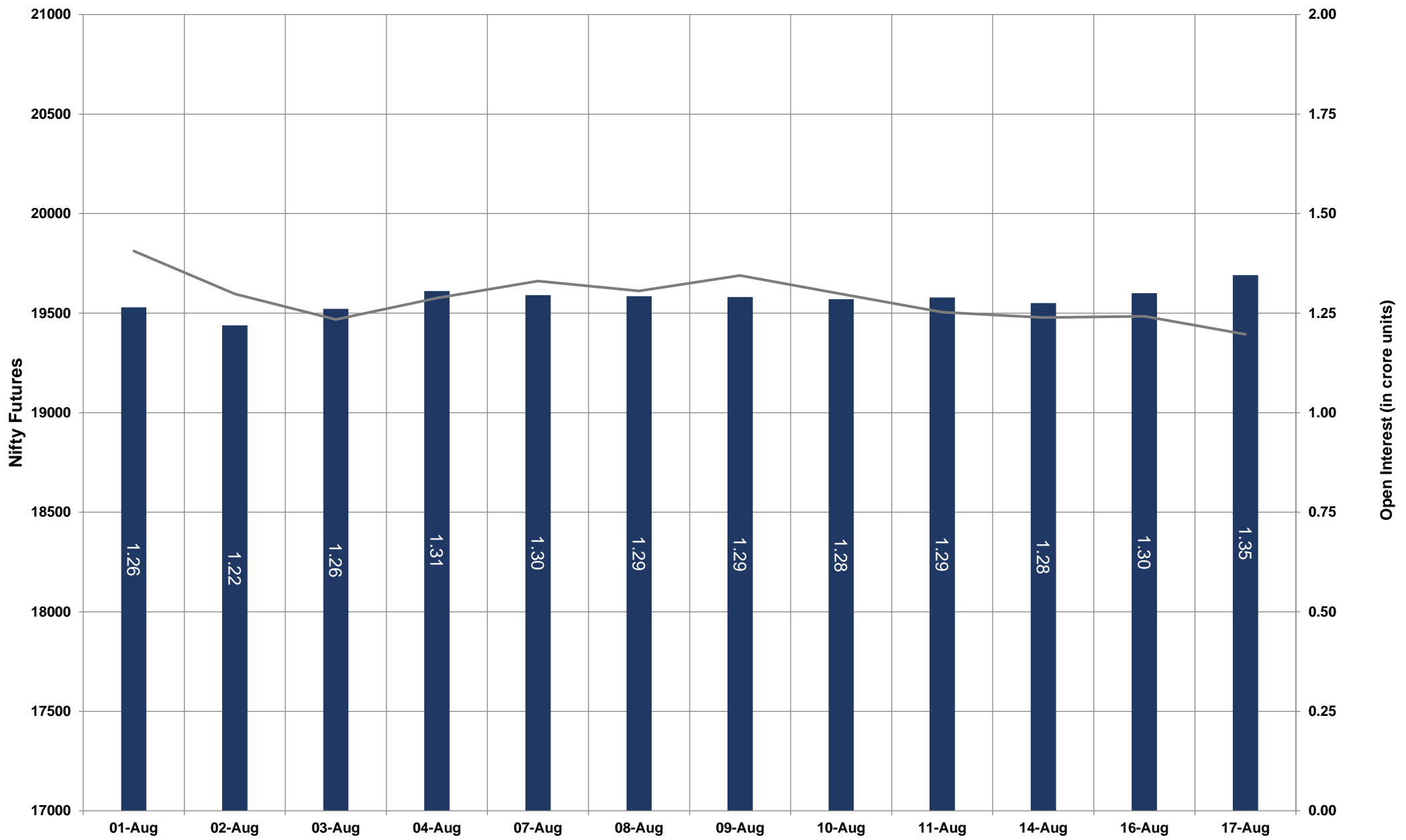


- Nifty Cash = **19365.25 (-0.51%)**
- Resistance levels = **19550** and **19650**
- Support levels = **19280** and **19100**

# TECHNICAL VIEWS



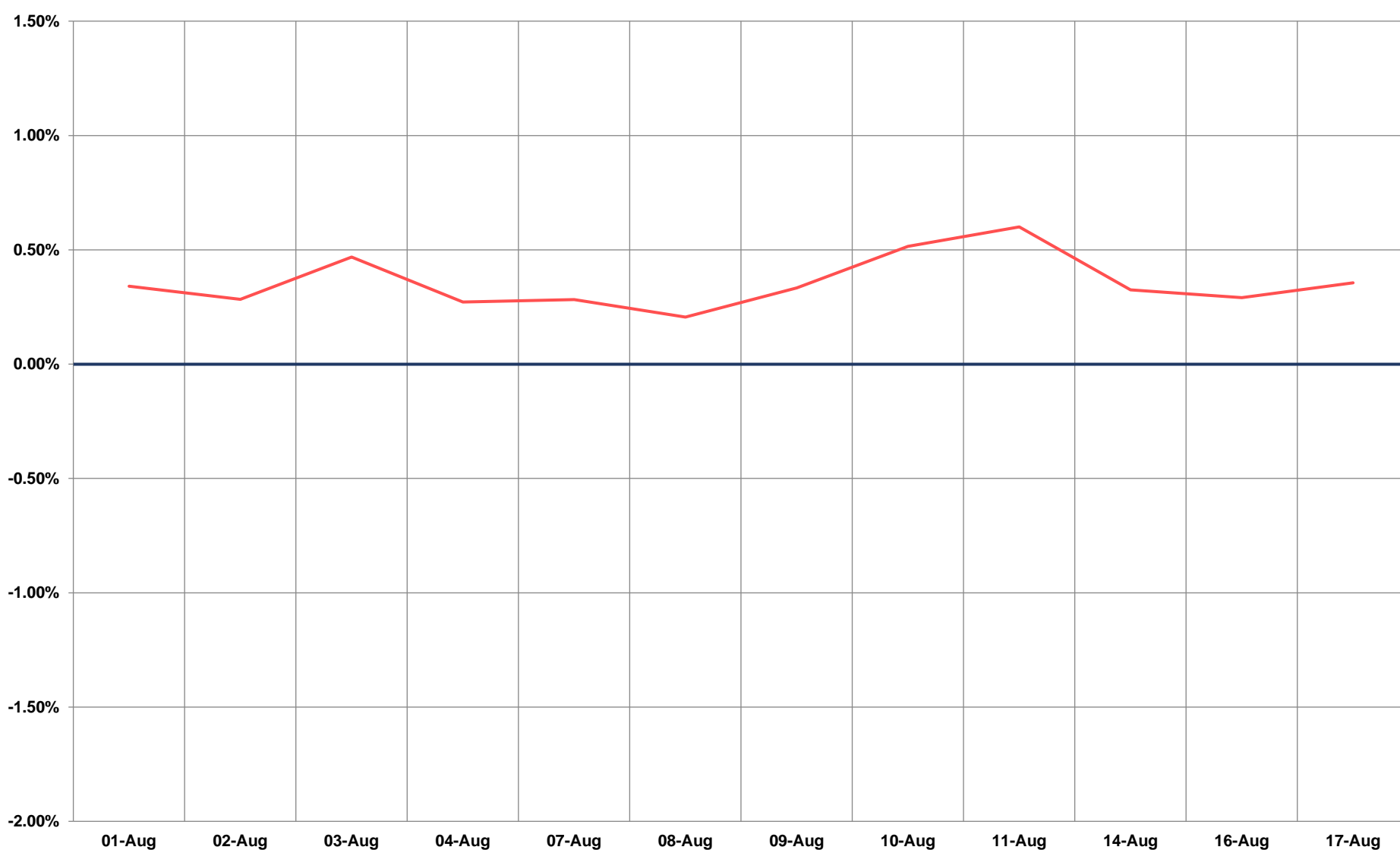
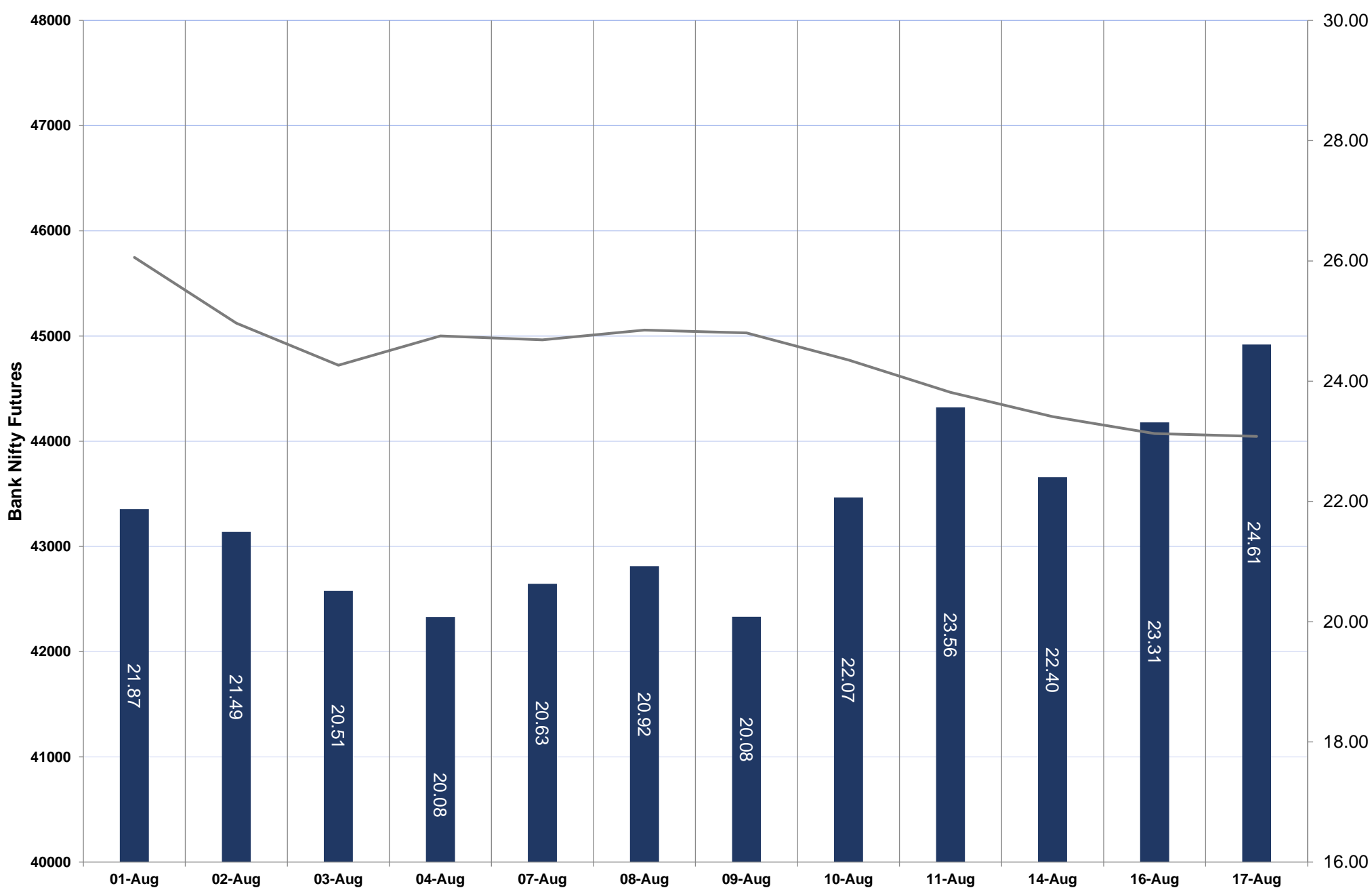
## NIFTY FUTURES



# TECHNICAL VIEWS



## BANK NIFTY FUTURES

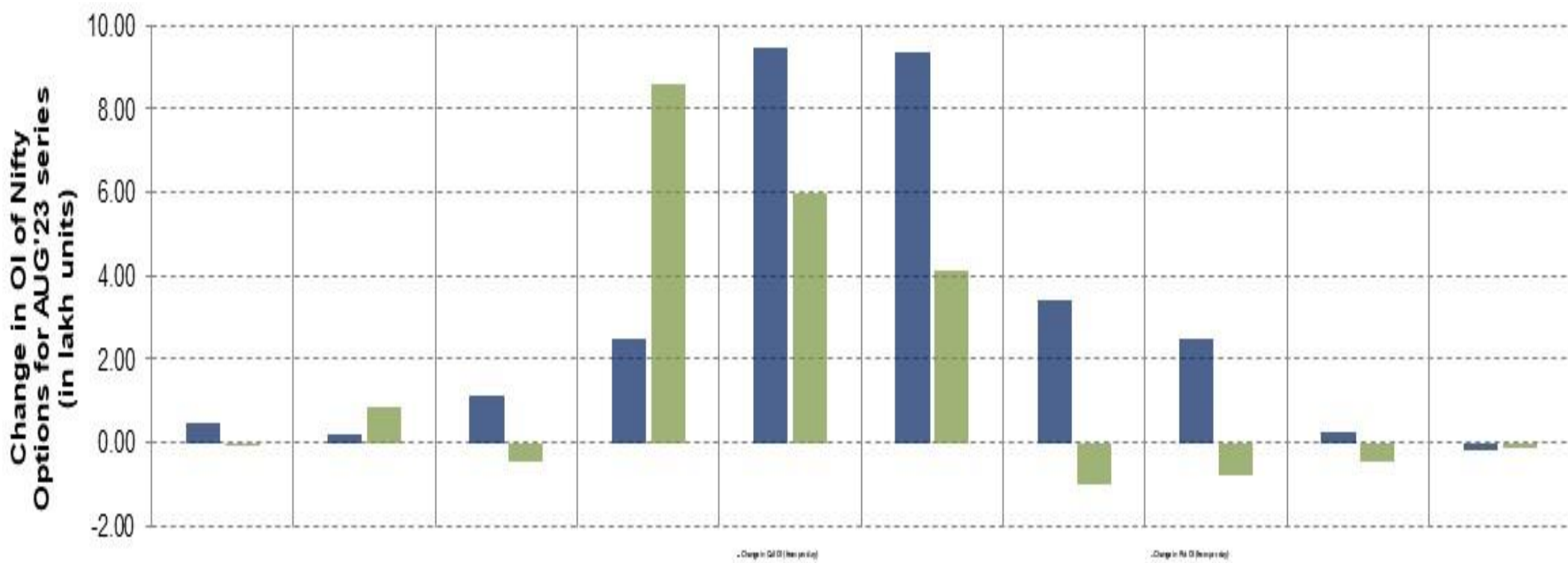
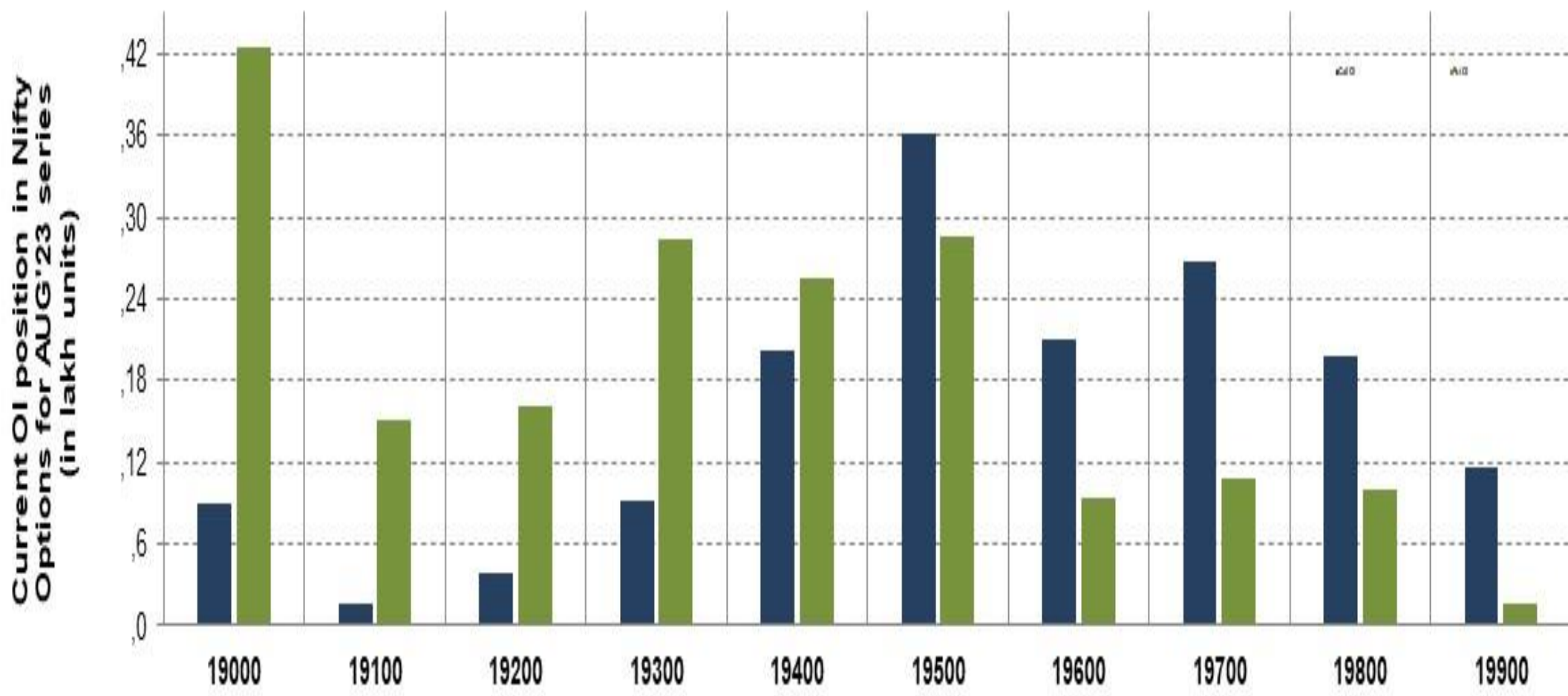




# TECHNICAL VIEWS



## NIFTY OPTIONS



- **Most Active Nifty Call** with an addition of 0.94 million in Open Interests is **Strike Price of 19400**
- **Most Active Nifty Put** with an addition of 0.85 millions in Open Interests is **Strike Price of 19300**
- **Maximum Open Interest** an outstanding was 3.61 millions for Calls at **Strike Price of 19500**
- **Maximum Open Interest** an outstanding was 4.24 millions for puts at **Strike Price of 19000**

# Disclaimer



The Information provided by SMS or in newsletter or in any document has been prepared by Shah Investor's Home Ltd (SIHL). The Information provided by SMS or in newsletter does not constitute an offer or solicitation for the purchase or sale of any financial instrument or as an official confirmation of any transaction. The information contained herein is from publicly available data or other sources believed to be reliable, but we do not represent that it is accurate or complete and it should not be relied on as such. SIHL or any of its affiliates/ group companies shall not be in any way responsible for any loss or damage that may arise to any person from any error in the information contained in this report or SMS. This Information provided by SMS, reports or in newsletter is provided for assistance only and is not intended to be and must not alone be taken as the basis for an investment decision. The user assumes the entire risk of any use made of this information. Each recipient of this Information provided by SMS, report or in newsletter should make such investigation as it deems necessary to arrive at an independent evaluation of an investment in the securities of companies referred to in this information provided by SMS, report or in newsletter (including the merits and risks involved), and should consult his own advisors to determine the merits and risks of such investment. The investment discussed or views expressed may not be suitable for all investors. This information is strictly confidential and is being furnished to you solely for your information.

The information should not be reproduced or redistributed or passed on directly or indirectly in any form to any other person or published, copied, in whole or in part, for any purpose. The information provided by report or SMS is not directed or intended for distribution to, or use by, any person or entity who is a citizen or resident of or located in any locality, state, country or other jurisdiction, where such distribution, publication, availability or use would be contrary to law, regulation or which would subject SIHL and affiliates/ group companies to any registration or licensing requirements within such jurisdiction. The distribution of this Information provided by SMS or in newsletter in certain jurisdictions may be restricted by law, and persons in whose possession this Information provided by SMS or in newsletter comes, should inform themselves about and observe, any such restrictions. The information given or Information provided by SMS, report or in newsletter is as of the date of the issue date of report or the date on which SMS provided and there can be no assurance that future results or events will be consistent with this information. This information is subject to change without any prior notice. SIHL reserves the right to make modifications and alterations to this statement as may be required from time to time. However, SIHL is under no obligation to update or keep the information current.

Nevertheless, SIHL is committed to providing independent and transparent recommendation to its client and would be happy to provide any information in response to specific client queries. Neither SIHL nor any of its affiliates, group companies, directors, employees, agents or representatives shall be liable for any damages whether direct, indirect, special or consequential including lost revenue or lost profits that may arise from or in connection with the use of the information. Past performance is not necessarily a guide to future performance. The disclosures of interest statements incorporated in the Information provided by SMS, report or in newsletter are provided solely to enhance the transparency and should not be treated as endorsement of the views expressed in the report. The analyst for this report certifies that all of the views expressed in this report accurately reflect his or her personal views about the subject company or companies and its or their securities, and no part of his or her compensation was, is or will be, directly or indirectly related to specific recommendations or views expressed in this report.