



MORNING MANTRA



Daily Derivatives & Market Report

SEP 25, 2023



A first trading session of the week remained volatile for Indian equity markets, with both Sensex and Nifty ending slightly higher. After a positive start, markets soon turned negative, amid weak cues from global markets and concerns over the impact of rising oil prices on economic growth. Continued foreign fund outflows dented domestic sentiments. Provisional data from the National Stock Exchange (NSE) showed that foreign institutional investors (FII) sold shares worth Rs 1,326.74 crore on September 22. Traders were concerned as the Reserve Bank said India's foreign exchange reserves declined \$867 million to \$593.037 billion in the week ended September 15. However, downside remained capped as Chief Economic Advisor V Anantha Nageswaran said the inclusion of Indian government bonds in JP Morgan's emerging market debt index is expected to broaden India's investor base, potentially appreciate the rupee, and make it easier for Indian financial institutions to lend money.

In early noon deals, indices staged recovery to trade above neutral lines, as traders took support from SBI Research's statement that the monetary policy committee of the Reserve Bank of India (RBI) is expected to yet again pause the key repo rate at its next bi-monthly review scheduled in the first week of October. The meeting is scheduled for October 4-6. RBI typically conducts six bi-monthly meetings in a financial year, where it decides interest rates, money supply, inflation outlook, and various macroeconomic indicators. However, the recovery was short lived, as market witnessed volatility in the last hours of the trade and ended with marginal gains. Investors were cautious, as foreign Portfolio Investors (FPIs) have pulled out over Rs 10,000 crore from Indian equities in the first three weeks of September. Some concern also came with a report stating that India's exports to the European Union (EU), worth \$37 billion, could be impacted due to the trade bloc's proposed Carbon Border Adjustment Mechanism (CBAM) and other green initiatives.

On the global front, European markets were trading lower, as the UK private sector activity contracted at the fastest pace in more than two-and-a-half years in September amid steep declines in both manufacturing and services activity. Asian markets finished mostly lower on Monday, after Japan's central bank left its massive monetary policy stimulus unchanged on Friday and policymakers remained dovish even as inflation continued to remain above the target and all major central banks are close to the end of their tightening cycle.

MARKET SELFIE



MARKET SUMMARY

Domestic Indices	Close	Points	% Change
SENSEX	66023.69	14.54	0.02
NIFTY	19674.55	0.30	0.00
MIDCAP	32094.28	145.52	0.46
SMLCAP	37101.25	43.77	0.12
BSEFMC	18686.83	22.93	0.12
AUTO	36763.99	-35.72	-0.10
POWER	4622.91	-3.52	-0.08
REALTY	4562.09	70.10	1.56
BSE IT	32740.38	-253.16	-0.77
BANKEX	50347.89	146.44	0.29
OIL GAS	18977.60	-26.40	-0.14
METAL	22740.95	24.99	0.11
INDIA VIX	10.90	0.24	2.25

ADVANCE - DECLINE

Index	Advance	Decline	Unchanged
NSE	1349	1110	52
BSE	1880	1893	173

MARKET TURNOVER (₹ in Crs)

Segment	Current	Previous	Net %
BSE CASH	4367	4882	(11)
NSE CASH	67235	73619	(9)
NSE F&O	30439999	18988837	60

KEY INDICES RATIOS

INDEX	P/E	P/B	Dividend Yield
NIFTY	22.22	4.36	1.37
SENSEX	24.17	3.59	1.24

KEY NUMBERS TRACKER



FII – DII ACTIVITY IN CASH SEGMENT (₹ in Crs)

FII-DII*	Buy	Sell	Net
DII	8622	7042	1579
FII	8511	10844	(2333)

Note: FPI & DII Figures are provisional

FII ACTIVITY IN DERIVATIVES SEGMENT (₹ in Crs)

FII	Buy	Sell	Net
Index Futures	4080.62	5546.64	(1466)
Index Options	1282288.85	1281370.16	919
Stock Futures	65447.53	63108.13	2339
Stock Options	31762.22	31863.44	(101)

PUT-CALL RATIO

Index	Current	Previous
NIFTY	0.92	0.93
BANK NIFTY	0.83	0.71

DOLLAR INDEX

Dollar Index	Current	Previous	% Change
DXY	105.66	105.55	0.10

10-YEARS G-SEC YIELD

Country	Current	Previous	% Change
INDIA	7.154	7.150	0.06
USA	4.498	4.440	1.31

KEY COMMODITIES TRACKER (in \$)

Commodity	Current	Change Points	% Change
Gold	1923.45	-0.97	-0.05
Silver	23.55	0.01	0.03
Crude-Oil	90.36	0.33	0.37
Brent-Crude	93.71	0.44	0.47

CURRENCY FUTURES & INDEX TRENDS TRACKER



CURRENCY FUTURES

Expiry	Close	Change Points	% Change
26 SEP-23 USD-INR	83.13	0.16	0.20
26 SEP-23 EUR-INR	88.45	0.13	0.15
26 SEP-23 GBP-INR	101.79	0.09	0.08
26 SEP-23 JPY- INR	55.97	-0.04	-0.07

INDICES – SUPPORT-RESISTANCE-PIVOT LEVELS

Index	Close	S2	S1	Pivot	R1	R2
NIFTY	19675	19537	19606	19670	19739	19803
SENSEX	66024	65543	65783	66004	66245	66466
NIFTY FUTURES	19701	19560	19630	19697	19767	19833
BANK NIFTY	44766	44166	44466	44701	45001	45237
CNX IT	32649	32350	32500	32730	32879	33110
CNX MIDCAP	40406	39711	40058	40257	40605	40804
CNX SMALLCAP	12482	12390	12436	12490	12536	12590
INDIA VIX	10.90	9.79	10.34	10.83	11.38	11.87

INDEX TREND ANALYSIS

Index	Daily	Weekly	Monthly
NIFTY	NEUTRAL	NEUTRAL	Buy
SENSEX	NEUTRAL	NEUTRAL	Buy
NIFTY FUTURES	NEUTRAL	NEUTRAL	Buy
BANK NIFTY	NEUTRAL	NEUTRAL	NEUTRAL
CNX IT	NEUTRAL	Buy	Buy
CNX MIDCAP	Buy	Buy	Buy
CNX SMALLCAP	NEUTRAL	Buy	Buy
INDIA VIX	NEUTRAL	SELL	NEUTRAL

SECURITIES BAN IN F&O TRADES FOR 26-09-2022

BALRAMCHIN, CANBK, GRANULES, HINDCOPPER, IBULHSGFIN,

TECHNICAL VIEWS



NIFTY

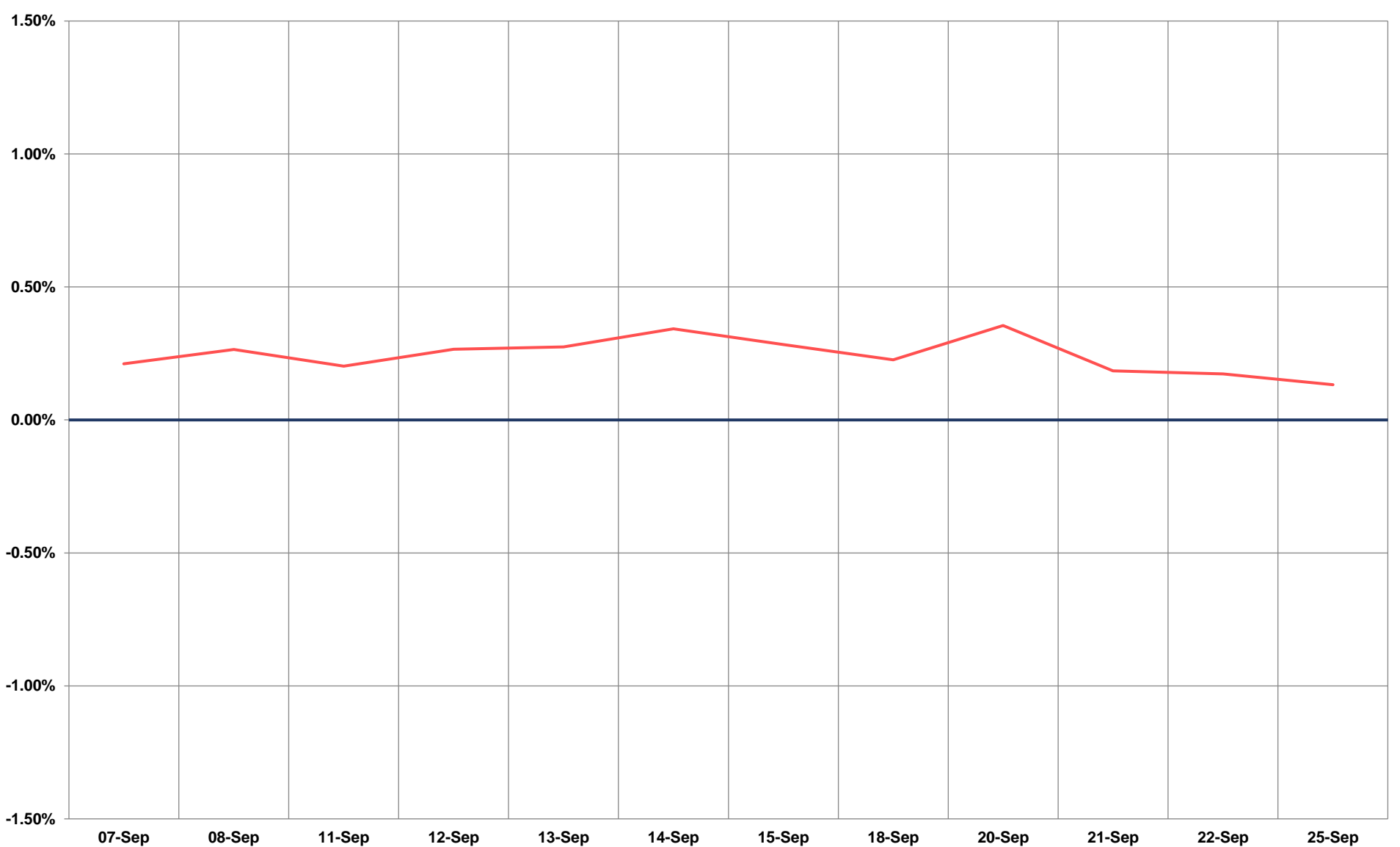
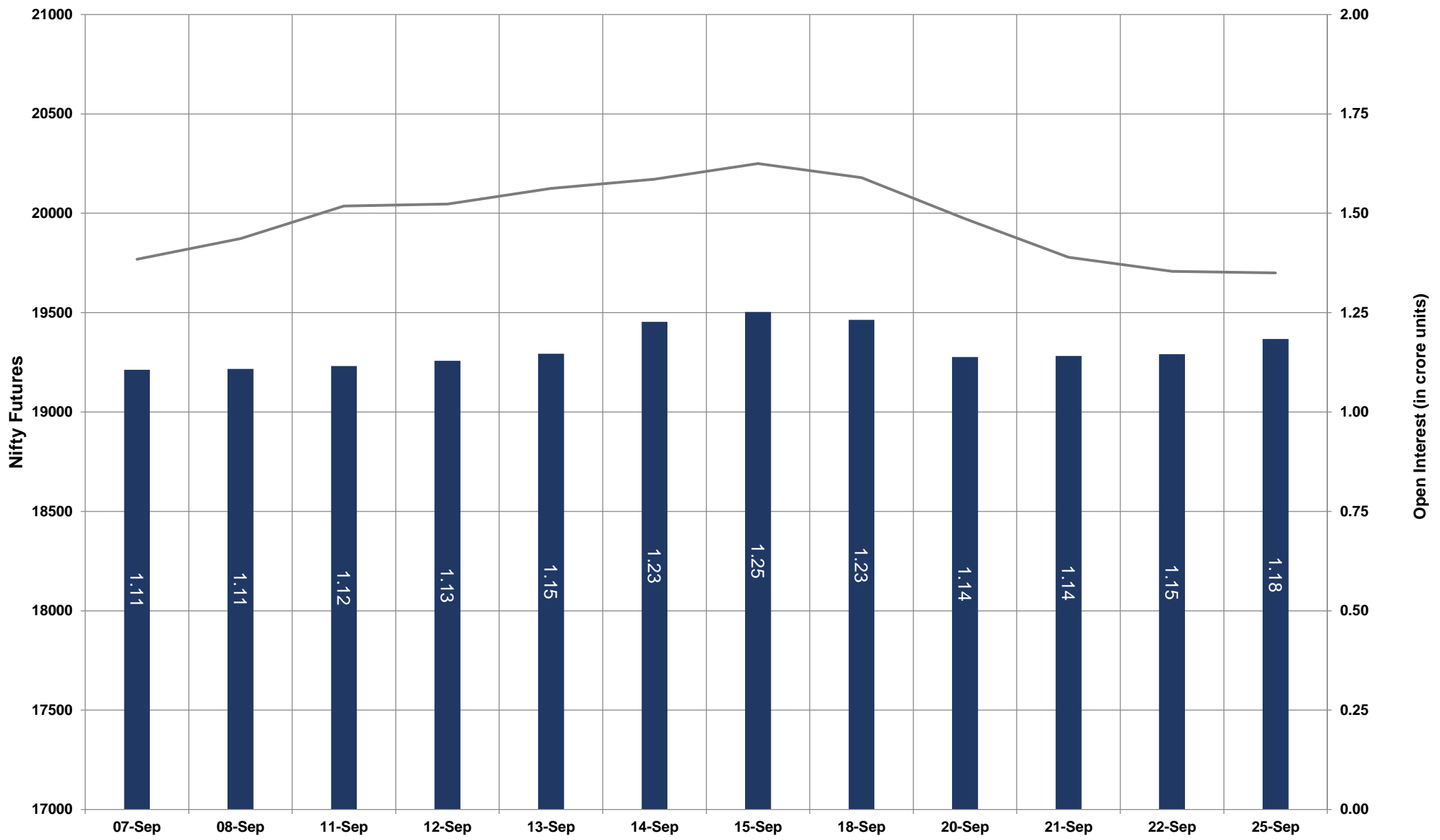


- Nifty Cash = **19674.55 (0.00%)**
- Resistance levels = **19800** and **19920**
- Support levels = **19600** and **19530**

TECHNICAL VIEWS



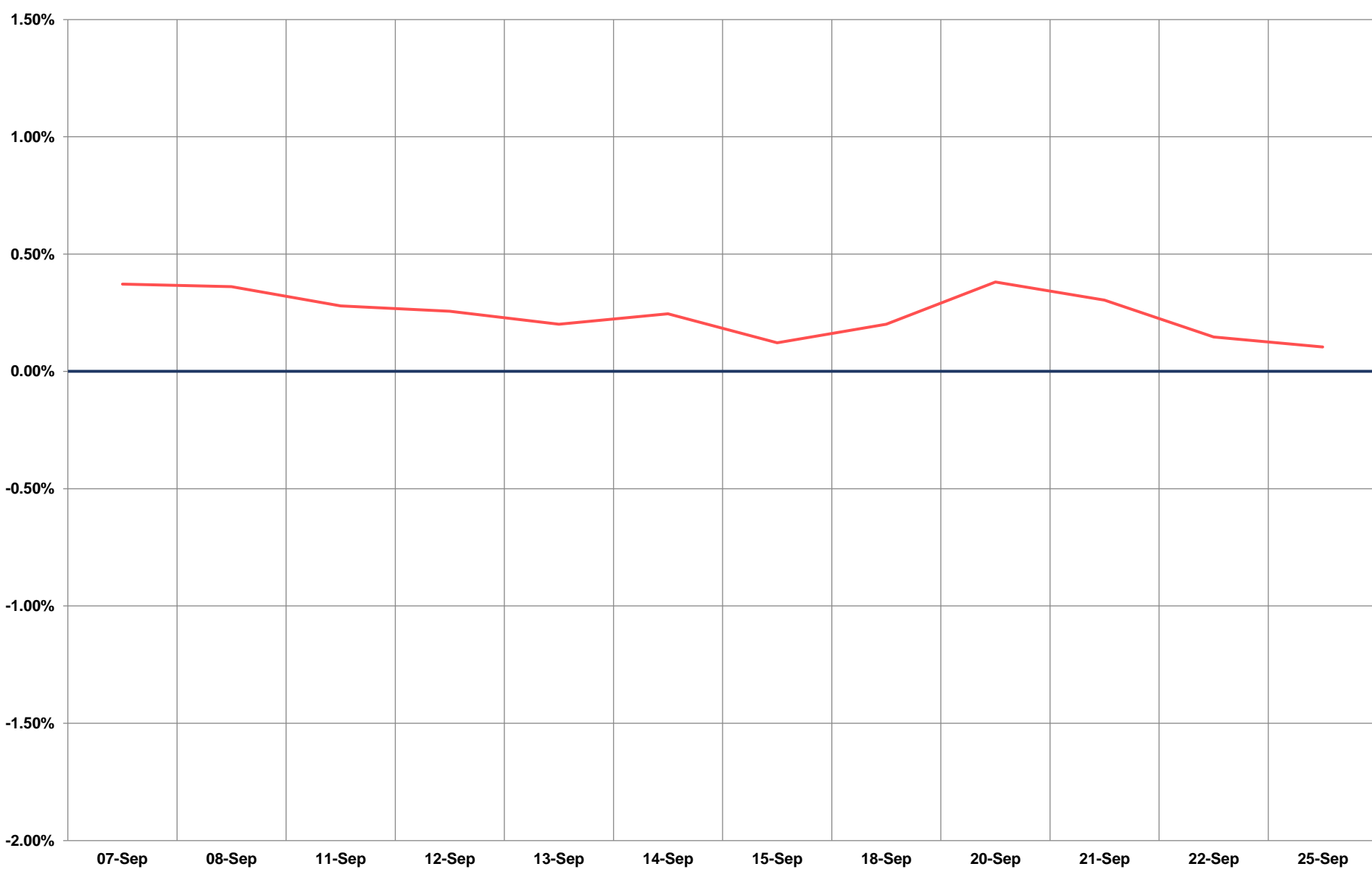
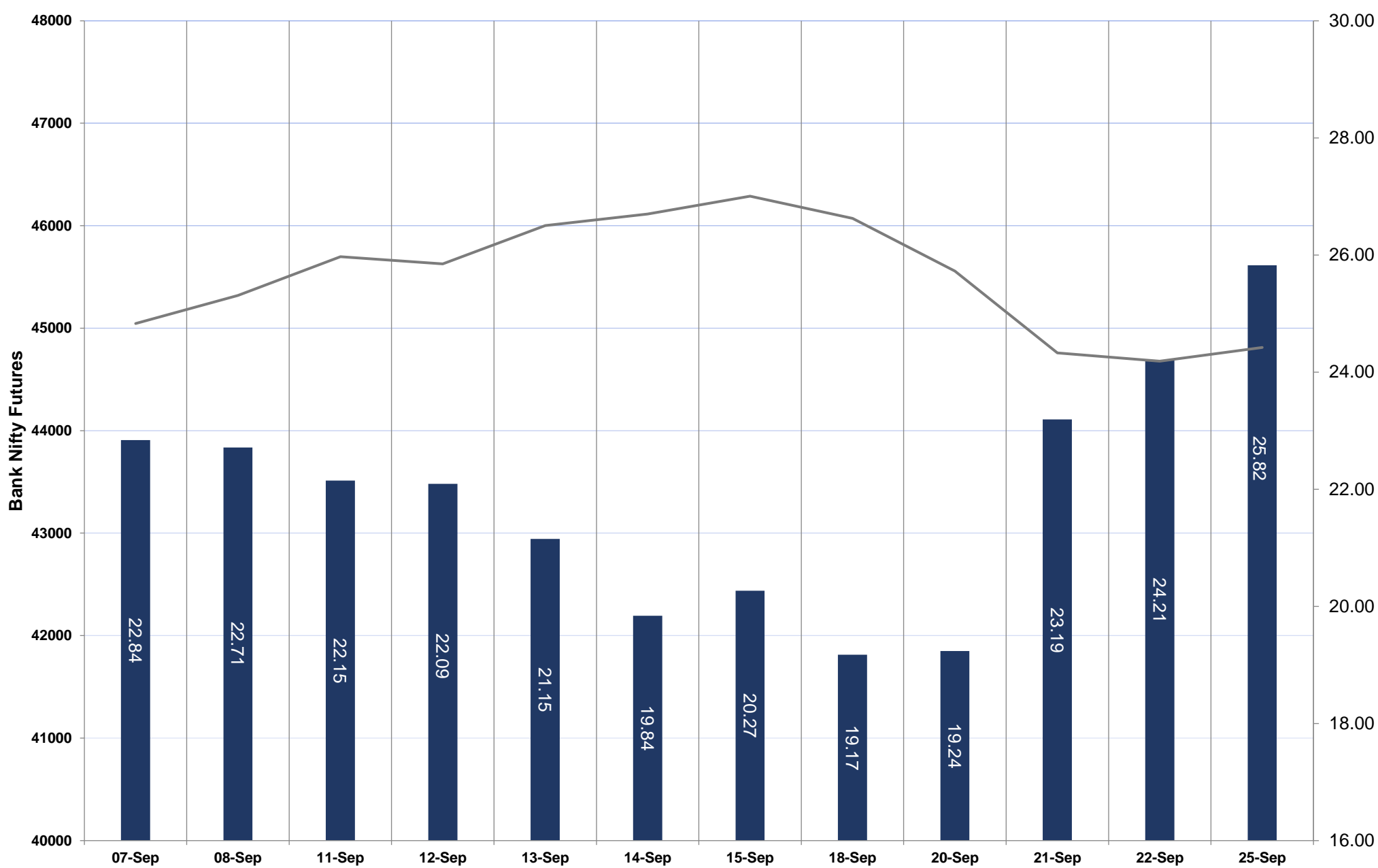
NIFTY FUTURES



TECHNICAL VIEWS



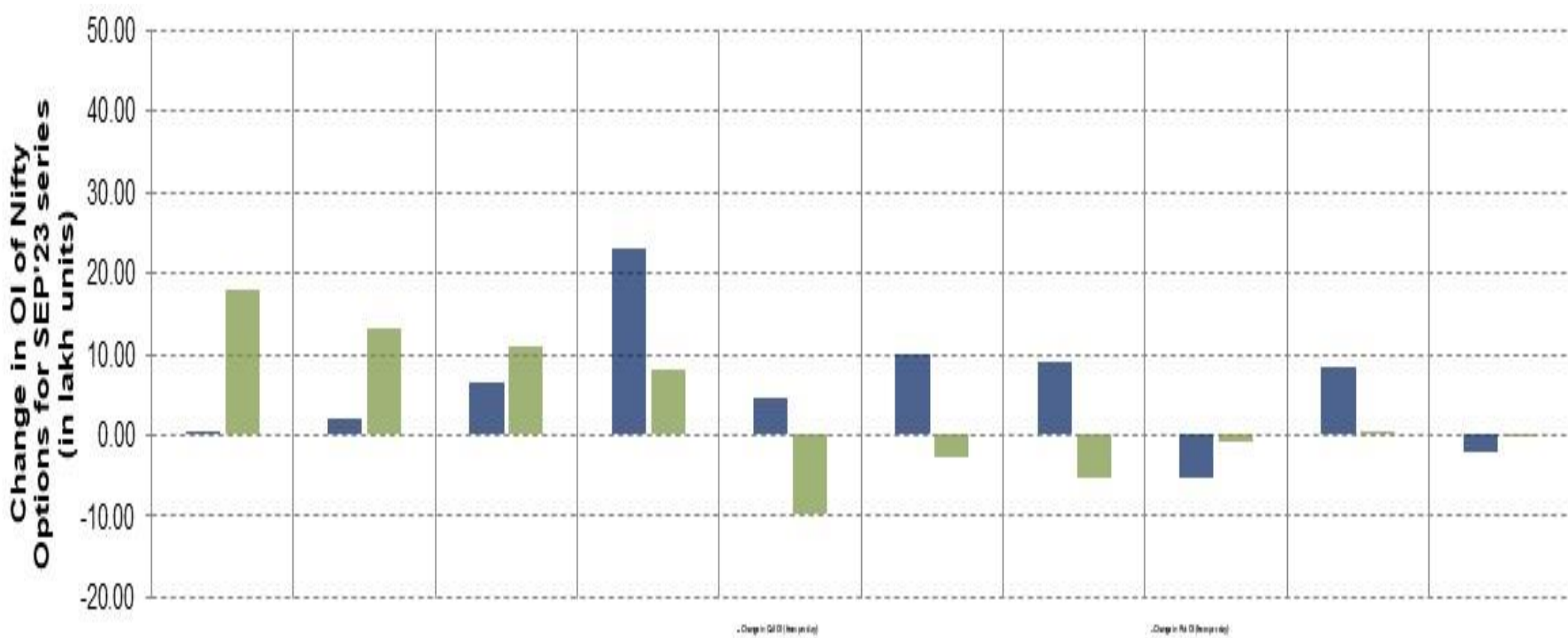
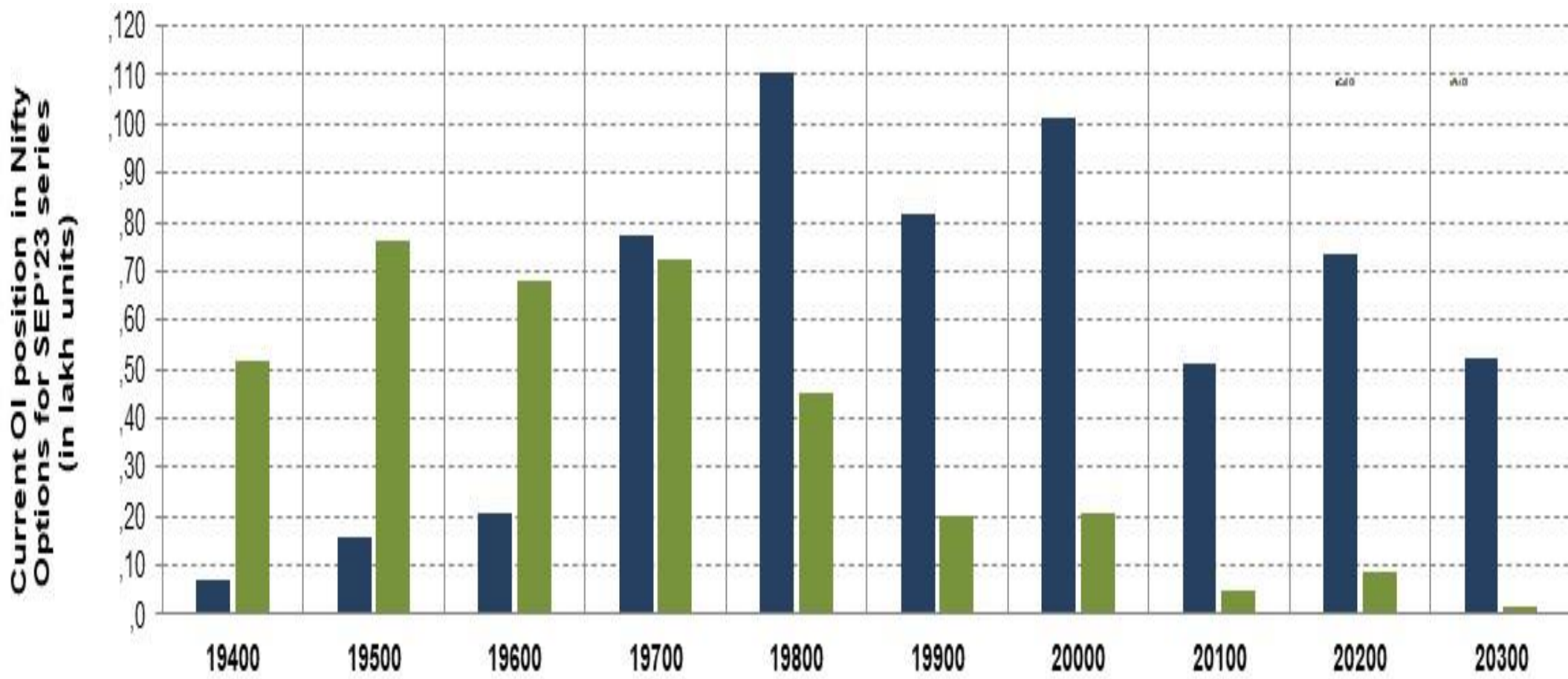
BANK NIFTY FUTURES



TECHNICAL VIEWS



NIFTY OPTIONS



- **Most Active Nifty Call** with an addition of 2.29 million in Open Interests is **Strike Price of 19700**
- **Most Active Nifty Put** with an addition of 1.80 millions in Open Interests is **Strike Price of 19400**
- **Maximum Open Interest an outstanding** was 11.04 millions for Calls at **Strike Price of 19800**
- **Maximum Open Interest an outstanding** was 7.62 millions for puts at **Strike Price of 19500**

Disclaimer



The Information provided by SMS or in newsletter or in any document has been prepared by Shah Investor's Home Ltd (SIHL). The Information provided by SMS or in newsletter does not constitute an offer or solicitation for the purchase or sale of any financial instrument or as an official confirmation of any transaction. The information contained herein is from publicly available data or other sources believed to be reliable, but we do not represent that it is accurate or complete and it should not be relied on as such. SIHL or any of its affiliates/ group companies shall not be in any way responsible for any loss or damage that may arise to any person from any error in the information contained in this report or SMS. This Information provided by SMS, reports or in newsletter is provided for assistance only and is not intended to be and must not alone be taken as the basis for an investment decision. The user assumes the entire risk of any use made of this information. Each recipient of this Information provided by SMS, report or in newsletter should make such investigation as it deems necessary to arrive at an independent evaluation of an investment in the securities of companies referred to in this information provided by SMS, report or in newsletter (including the merits and risks involved), and should consult his own advisors to determine the merits and risks of such investment. The investment discussed or views expressed may not be suitable for all investors. This information is strictly confidential and is being furnished to you solely for your information.

The information should not be reproduced or redistributed or passed on directly or indirectly in any form to any other person or published, copied, in whole or in part, for any purpose. The information provided by report or SMS is not directed or intended for distribution to, or use by, any person or entity who is a citizen or resident of or located in any locality, state, country or other jurisdiction, where such distribution, publication, availability or use would be contrary to law, regulation or which would subject SIHL and affiliates/ group companies to any registration or licensing requirements within such jurisdiction. The distribution of this Information provided by SMS or in newsletter in certain jurisdictions may be restricted by law, and persons in whose possession this Information provided by SMS or in newsletter comes, should inform themselves about and observe, any such restrictions. The information given or Information provided by SMS, report or in newsletter is as of the date of the issue date of report or the date on which SMS provided and there can be no assurance that future results or events will be consistent with this information. This information is subject to change without any prior notice. SIHL reserves the right to make modifications and alterations to this statement as may be required from time to time. However, SIHL is under no obligation to update or keep the information current.

Nevertheless, SIHL is committed to providing independent and transparent recommendation to its client and would be happy to provide any information in response to specific client queries. Neither SIHL nor any of its affiliates, group companies, directors, employees, agents or representatives shall be liable for any damages whether direct, indirect, special or consequential including lost revenue or lost profits that may arise from or in connection with the use of the information. Past performance is not necessarily a guide to future performance. The disclosures of interest statements incorporated in the Information provided by SMS, report or in newsletter are provided solely to enhance the transparency and should not be treated as endorsement of the views expressed in the report. The analyst for this report certifies that all of the views expressed in this report accurately reflect his or her personal views about the subject company or companies and its or their securities, and no part of his or her compensation was, is or will be, directly or indirectly related to specific recommendations or views expressed in this report.