



MORNING MANTRA



Daily Derivatives & Market Report

JAN 19, 2024



It turned out to be an optimistic day for the domestic equity market as markets snapped three-day losing streak on Friday. Investors preferred to buy stocks at lowest levels. Besides, largely positive signals from global markets supported investors sentiments. Markets maintained firm trade till the end of the session. All the sectoral indices on the BSE ended in green. The broader indices, the BSE Mid cap index and Small cap index ended with gains of over a percent.

After making positive start, markets continued to trade higher, as traders took encouragement after Reserve Bank of India Governor Shaktikanta Das said slowing global growth is reason for concern, a cause of worry but India is better placed to deal with various geopolitical challenges. Some support also came in with a private report that Covid-19 cases are seeing a downward trend in India, with active cases falling to their lowest since December 21, 2023. In afternoon session, indices traded in fine fettle as investors continued to hunt for fundamentally strong stocks. Meanwhile, cooperation between India and Singapore in the field of green finance has a promising future, NITI Aayog Vice Chairman Suman Bery has said, asserting that the two countries can work within the framework laid out in the G20 New Delhi Leaders' Declaration on sustainable finance. Markets maintained their gaining momentum till the end of the session as fear of geopolitical tensions faded over.

On the global front, European markets were trading higher continuing the tech-inspired global rally as investors shake off the negative sentiment from earlier in the week. Asian markets ended mixed even as softening Fed expectations and bullish forecasts on AI demand lifted technology stocks. Back home, the Government has approved an outlay of Rs 235 crore for revamped Scheme for Administrative Reforms of Department of Administrative Reforms and Public Grievances (DARPG) to be implemented in next two years (2024-25 and 2025-26) of the 15th Finance Commission Cycle.

MARKET SELFIE



MARKET SUMMARY

Domestic Indices	Close	Points	% Change
SENSEX	71683.23	496.37	0.70
NIFTY	21622.40	160.15	0.75
MIDCAP	38204.77	635.85	1.69
SMLCAP	44440.69	467.65	1.06
BSEFMC	20404.98	232.73	1.15
AUTO	42709.29	489.17	1.16
POWER	5954.99	69.01	1.17
REALTY	6863.94	47.96	0.70
BSE IT	37820.91	397.47	1.06
BANKEX	51832.42	29.59	0.06
OIL GAS	25239.35	536.38	2.17
METAL	26088.84	433.04	1.69
INDIA VIX	13.88	-0.19	-1.35

ADVANCE - DECLINE

Index	Advance	Decline	Unchanged
NSE	1880	666	38
BSE	2470	1335	107

MARKET TURNOVER (₹ in Crs)

Segment	Current	Previous	Net %
BSE CASH	11328	10004	13
NSE CASH	123747	127145	(3)
NSE F&O	12843902	57924644	(78)

KEY INDICES RATIOS

INDEX	P/E	P/B	Dividend Yield
NIFTY	22.64	3.76	1.21
SENSEX	25.04	3.67	1.12

KEY NUMBERS TRACKER



FII – DII ACTIVITY IN CASH SEGMENT (₹ in Crs)

FII-DII*	Buy	Sell	Net
DII	12777	10139	2638
FII	18645	22334	(3690)

Note: FPI & DII Figures are provisional

FII ACTIVITY IN DERIVATIVES SEGMENT (₹ in Crs)

FII	Buy	Sell	Net
Index Futures	4382.33	5439.42	(1057)
Index Options	1182197.88	1181930.30	268
Stock Futures	33390.09	28594.94	4795
Stock Options	47010.40	46508.50	502

PUT-CALL RATIO

Index	Current	Previous
NIFTY	0.96	0.96
BANK NIFTY	0.60	0.67

DOLLAR INDEX

Dollar Index	Current	Previous	% Change
DXY	103.36	103.38	-0.01

10-YEARS G-SEC YIELD

Country	Current	Previous	% Change
INDIA	7.181	7.178	0.04
USA	4.134	4.144	-0.27

KEY COMMODITIES TRACKER (in \$)

Commodity	Current	Change Points	% Change
Gold	2029.95	6.15	0.30
Silver	22.79	0.028	0.12
Crude-Oil	74.56	0.48	0.65
Brent-Crude	79.66	0.56	0.71

CURRENCY FUTURES & INDEX TRENDS TRACKER



CURRENCY FUTURES

Expiry	Close	Change Points	% Change
29 JAN-24 USD-INR	83.07	-0.08	-0.09
29 JAN-24 EUR-INR	90.50	-0.10	-0.11
29 JAN-24 GBP-INR	105.38	-0.12	-0.11
29 JAN-24 JPY- INR	56.23	-0.12	-0.21

INDICES – SUPPORT-RESISTANCE-PIVOT LEVELS

Index	Close	S2	S1	Pivot	R1	R2
NIFTY	21622	21527	21575	21623	21670	21718
SENSEX	71683	71354	71519	71707	71872	72060
NIFTY FUTURES	21672	21524	21598	21653	21727	21782
BANK NIFTY	45701	45145	45423	45836	46115	46528
CNX IT	37069	36622	36846	37055	37278	37487
CNX MIDCAP	47816	47204	47510	47683	47989	48162
CNX SMALLCAP	15487	15385	15436	15499	15550	15612
INDIA VIX	13.88	13.46	13.67	13.89	14.10	14.32

INDEX TREND ANALYSIS

Index	Daily	Weekly	Monthly
NIFTY	NEUTRAL	Buy	Buy
SENSEX	NEUTRAL	Buy	Buy
NIFTY FUTURES	NEUTRAL	Buy	Buy
BANK NIFTY	SELL	Buy	Buy
CNX IT	Buy	Buy	Buy
CNX MIDCAP	Buy	Buy	Buy
CNX SMALLCAP	Buy	Buy	Buy
INDIA VIX	Buy	NEUTRAL	NEUTRAL

SECURITIES BAN IN F&O TRADES FOR 20-01-2024

ABFRL, BALRAMCHIN, DELTACORP, HINDCOPPER, IEX, NATIONALUM, OFSS, POLYCAB, RBLBANK SAIL, ZEEL

TECHNICAL VIEWS



NIFTY

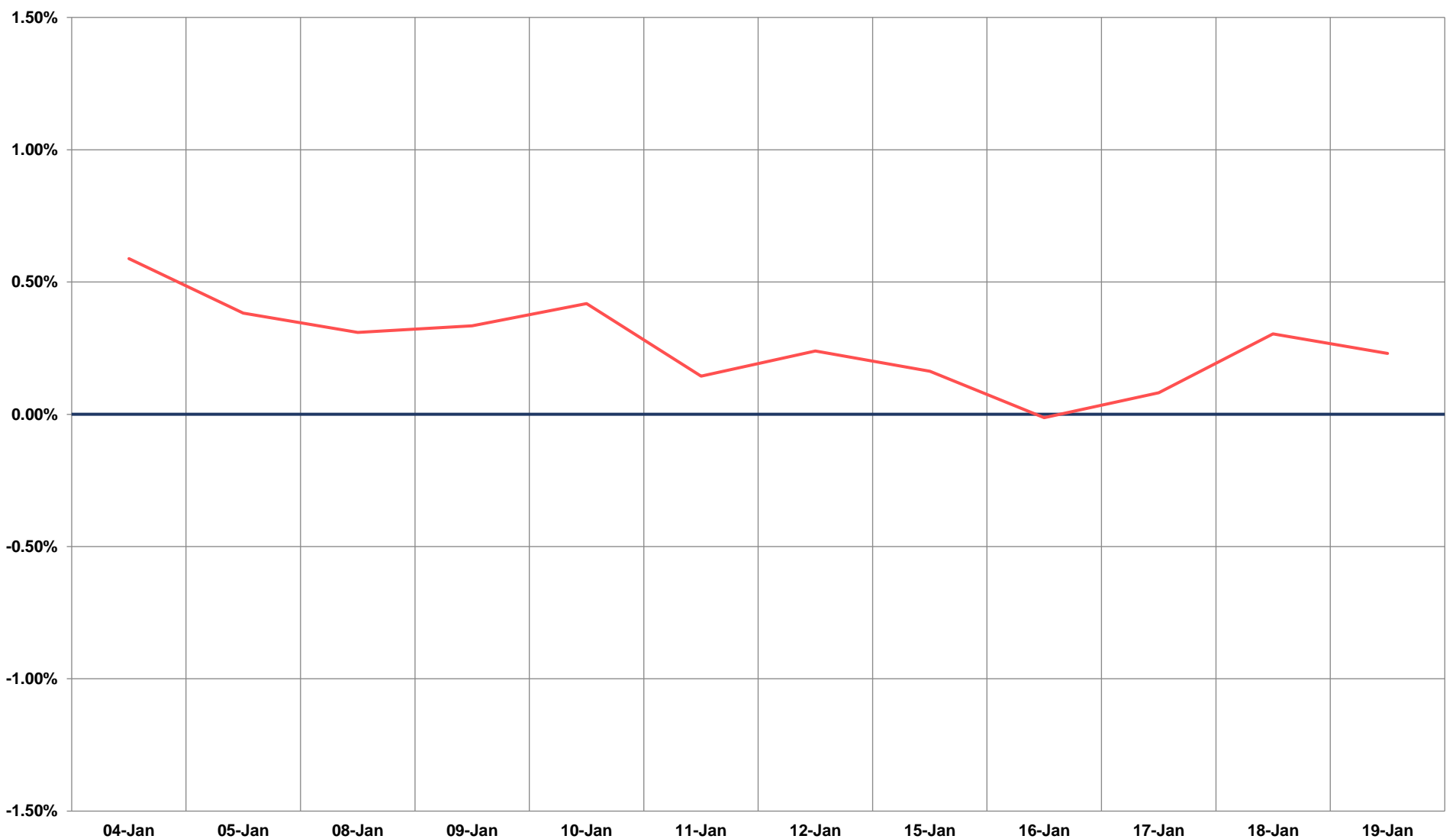
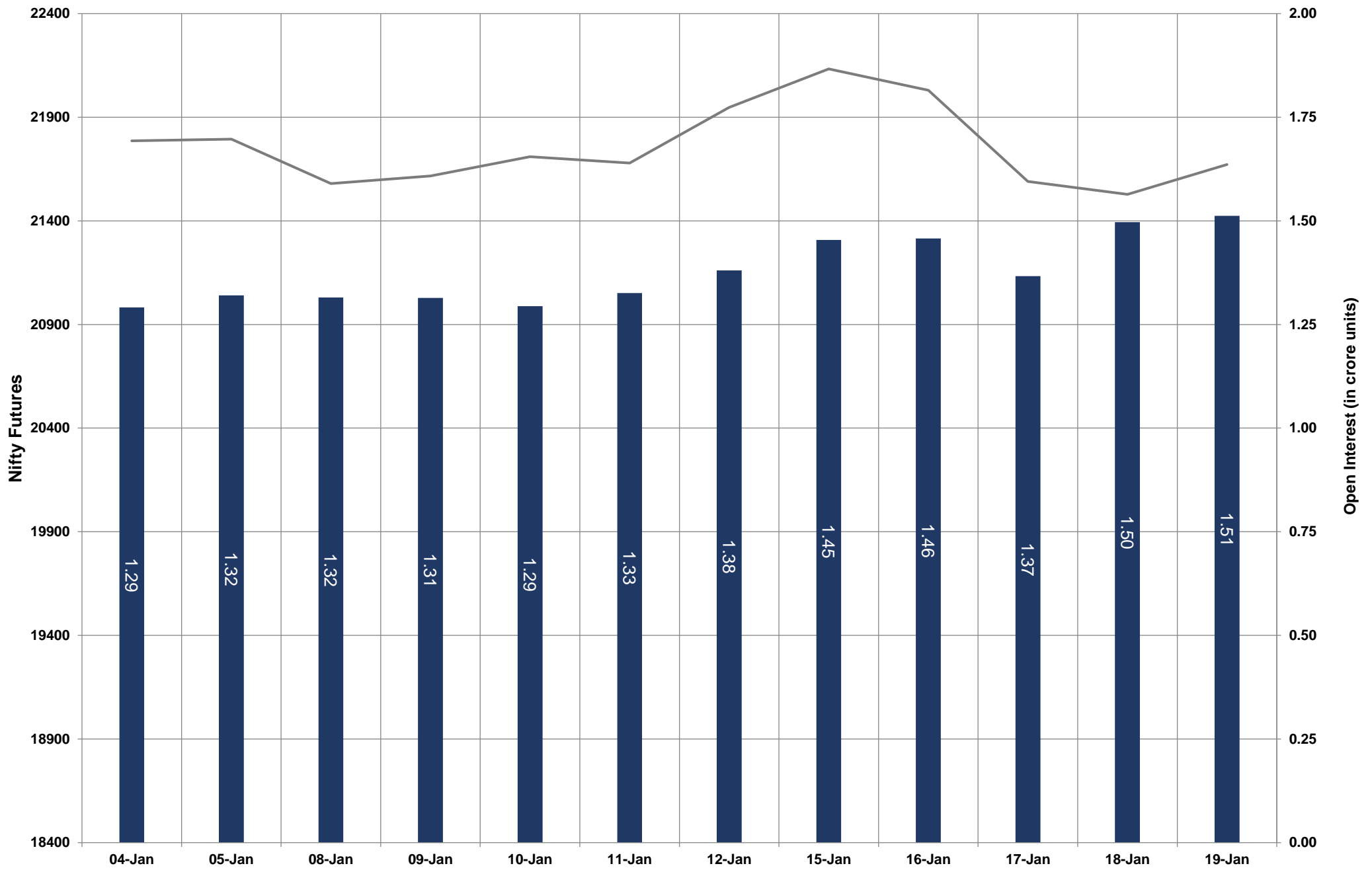


- Nifty Cash = **21622.40 (0.75%)**
- Resistance levels = **21730** and **21820**
- Support levels = **21500** and **21330**

TECHNICAL VIEWS



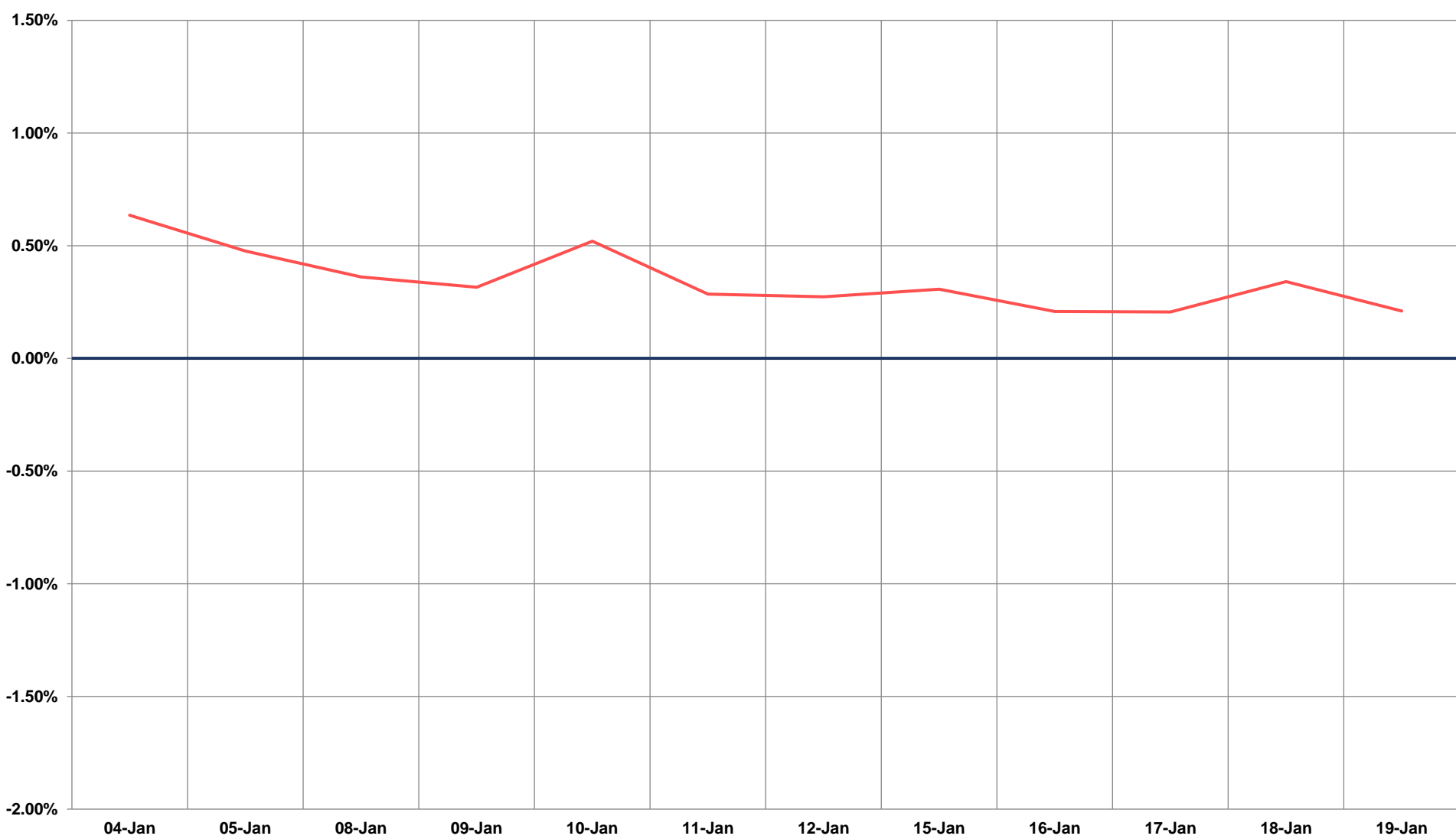
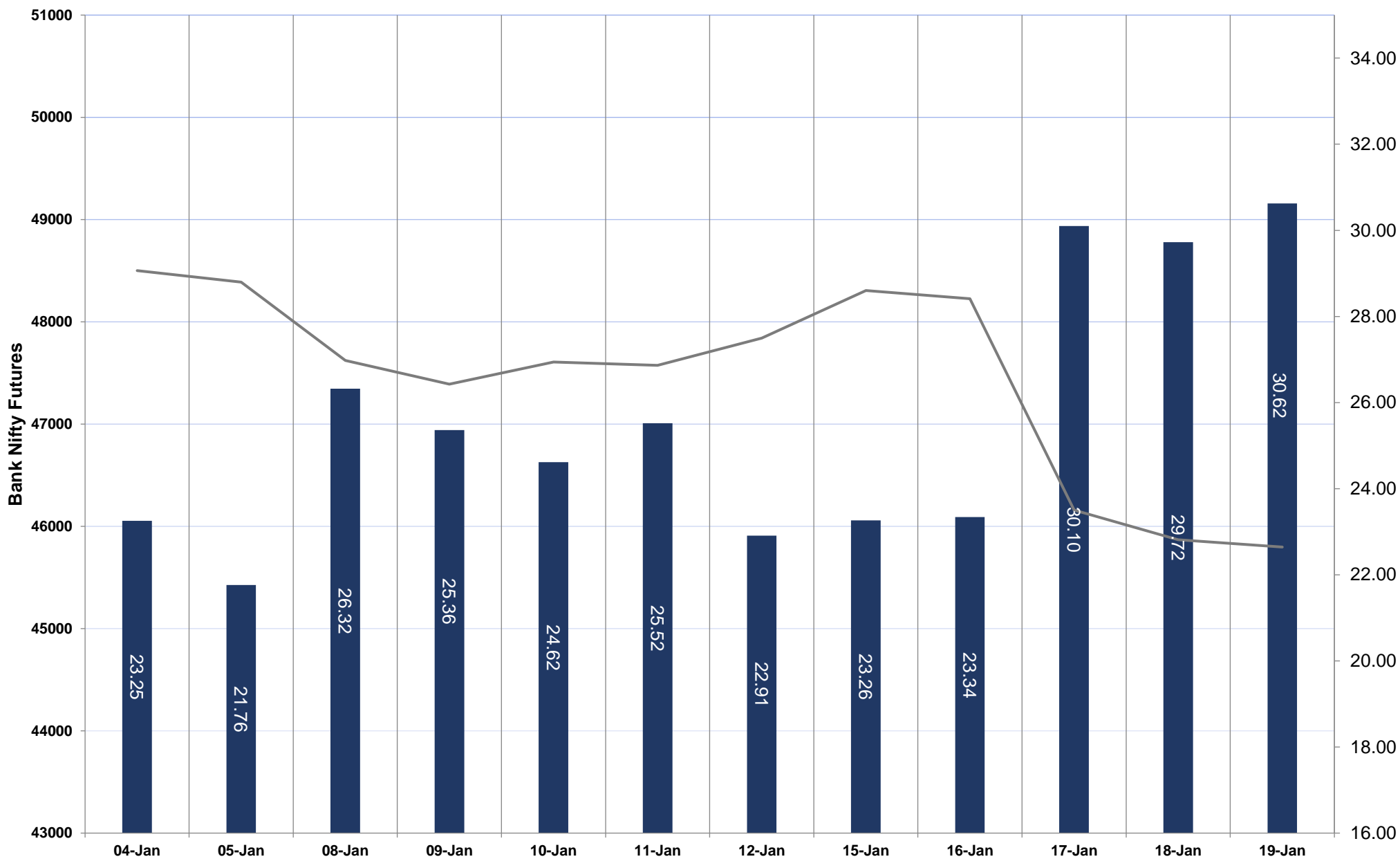
NIFTY FUTURES



TECHNICAL VIEWS



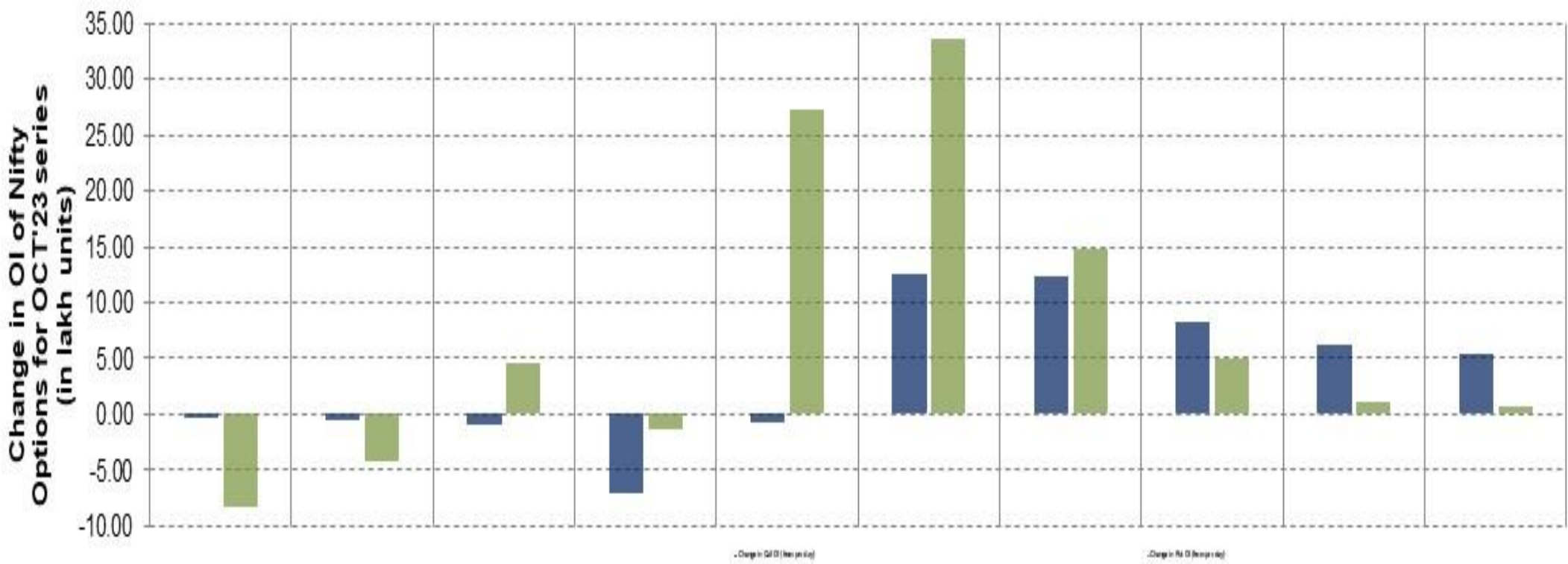
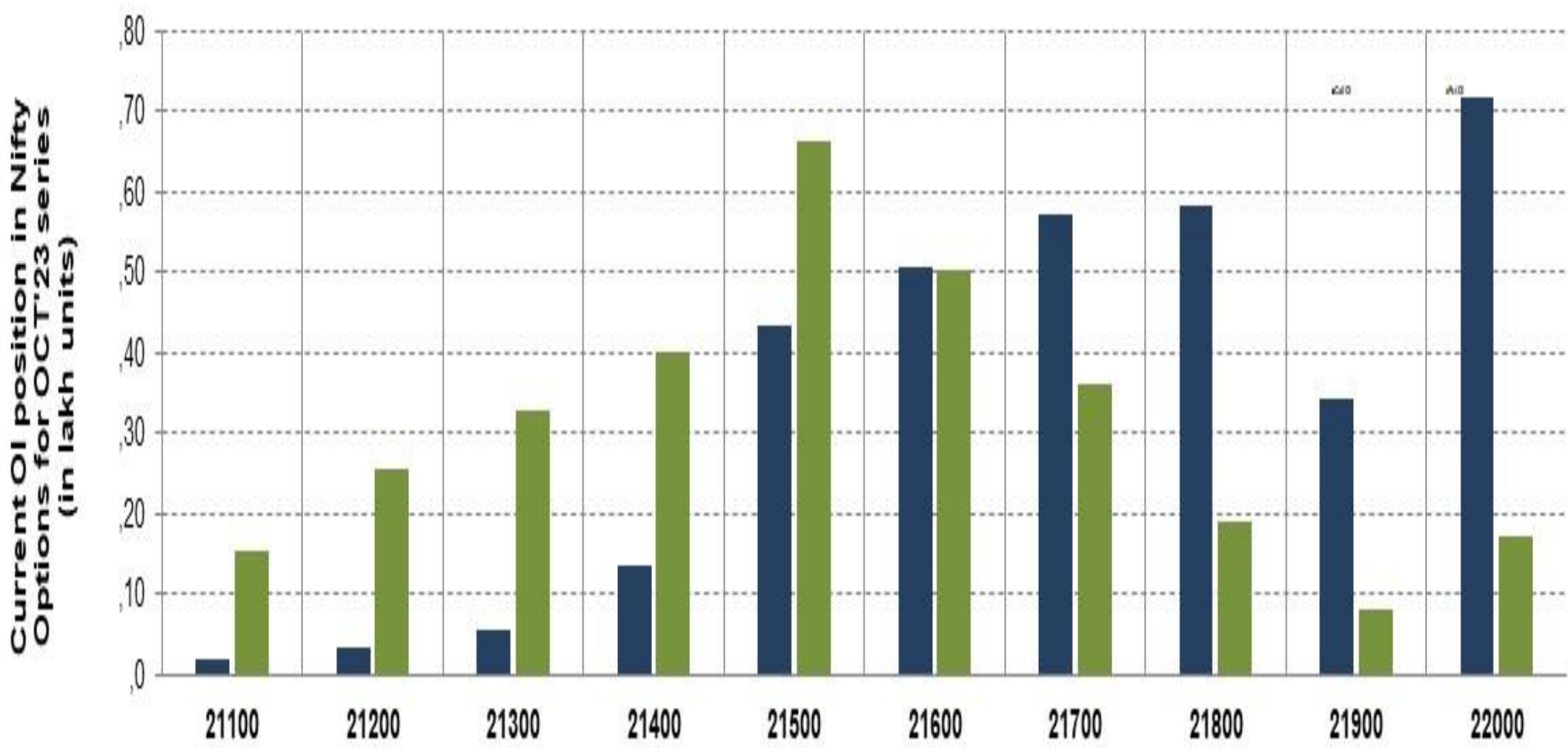
BANK NIFTY FUTURES



TECHNICAL VIEWS



NIFTY OPTIONS



- **Most Active Nifty Call** with an addition of 1.27 million in Open Interests is **Strike Price of 21700**
- **Most Active Nifty Put** with an addition of 3.35 millions in Open Interests is **Strike Price of 21600**
- **Maximum Open Interest** an outstanding was 7.18 millions for Calls at **Strike Price of 22000**
- **Maximum Open Interest** an outstanding was 6.63 millions for puts at **Strike Price of 21500**

Disclaimer



The Information provided by SMS or in newsletter or in any document has been prepared by Shah Investor's Home Ltd (SIHL). The Information provided by SMS or in newsletter does not constitute an offer or solicitation for the purchase or sale of any financial instrument or as an official confirmation of any transaction. The information contained herein is from publicly available data or other sources believed to be reliable, but we do not represent that it is accurate or complete and it should not be relied on as such. SIHL or any of its affiliates/ group companies shall not be in any way responsible for any loss or damage that may arise to any person from any error in the information contained in this report or SMS. This Information provided by SMS, reports or in newsletter is provided for assistance only and is not intended to be and must not alone be taken as the basis for an investment decision. The user assumes the entire risk of any use made of this information. Each recipient of this Information provided by SMS, report or in newsletter should make such investigation as it deems necessary to arrive at an independent evaluation of an investment in the securities of companies referred to in this information provided by SMS, report or in newsletter (including the merits and risks involved), and should consult his own advisors to determine the merits and risks of such investment. The investment discussed or views expressed may not be suitable for all investors. This information is strictly confidential and is being furnished to you solely for your information.

The information should not be reproduced or redistributed or passed on directly or indirectly in any form to any other person or published, copied, in whole or in part, for any purpose. The information provided by report or SMS is not directed or intended for distribution to, or use by, any person or entity who is a citizen or resident of or located in any locality, state, country or other jurisdiction, where such distribution, publication, availability or use would be contrary to law, regulation or which would subject SIHL and affiliates/ group companies to any registration or licensing requirements within such jurisdiction. The distribution of this Information provided by SMS or in newsletter in certain jurisdictions may be restricted by law, and persons in whose possession this Information provided by SMS or in newsletter comes, should inform themselves about and observe, any such restrictions. The information given or Information provided by SMS, report or in newsletter is as of the date of the issue date of report or the date on which SMS provided and there can be no assurance that future results or events will be consistent with this information. This information is subject to change without any prior notice. SIHL reserves the right to make modifications and alterations to this statement as may be required from time to time. However, SIHL is under no obligation to update or keep the information current.

Nevertheless, SIHL is committed to providing independent and transparent recommendation to its client and would be happy to provide any information in response to specific client queries. Neither SIHL nor any of its affiliates, group companies, directors, employees, agents or representatives shall be liable for any damages whether direct, indirect, special or consequential including lost revenue or lost profits that may arise from or in connection with the use of the information. Past performance is not necessarily a guide to future performance. The disclosures of interest statements incorporated in the Information provided by SMS, report or in newsletter are provided solely to enhance the transparency and should not be treated as endorsement of the views expressed in the report. The analyst for this report certifies that all of the views expressed in this report accurately reflect his or her personal views about the subject company or companies and its or their securities, and no part of his or her compensation was, is or will be, directly or indirectly related to specific recommendations or views expressed in this report.