



MORNING MANTRA



Daily Derivatives & Market Report

APR 25, 2024



Indian equity markets ended in green for fifth consecutive day with gains of over half a percent. Markets traded with volatility during the day amid monthly F&O expiry. Traders kept close eye on Q4FY24 earnings during the day. Metal and power sectors' stock ended with healthy gains. As for broader indices, the BSE Mid cap index and Small cap index ended with gains of over half a percent each.

Markets made negative start and turned volatile tracking weak global cues following lower-than-expected revenue guidance by Meta. Besides, foreign fund outflows dented the sentiments. Foreign institutional investors (FIIs) net sold shares worth Rs 2,511.74 crore on April 24, provisional data from the NSE showed. Markets wavered between gains and losses in afternoon session as investors avoided to take long position. Traders were cautious, as credit rating agency, India Ratings and Research (Ind-Ra) in its latest report has said that the demand for industrial credit from corporates with capex plans is expected to remain muted, due to strong cash flows, modular nature of investments and flexibility to tap equity markets. However, in late afternoon session, markets added traction to trade at day's high levels amid value buying by investors. Some support also came in as Comprehensive Economic Partnership Agreement (CEPA) Council Director Ahmed Aljneibi has said that the trade between India and UAE increased 15 per cent since the implementation of the free trade agreement in May 2022 and the both are on track to surpass the target of \$100 billion in non-oil trade by 2030. Traders took note of report that RBI Monetary Policy Committee (MPC) member Ashima Goyal said the problem of high food inflation will be 'less severe' in India going ahead, as modern supply chains with diversified sources can help quickly address sudden spikes in prices of specific food items.

On the global front, European markets were trading mostly in red as investors reacted to mixed earnings results and awaited the latest financial results from the U.S. megacaps. Asian markets ended mostly in red as Facebook parent Meta Platforms posted better-than-expected earnings but warned that expenses would be higher this year due to 'aggressive' spending on artificial intelligence (AI). Investors also looked ahead to the release of U.S. GDP data for the first quarter as well as earnings reports from major companies across various sectors. Back home, the commerce ministry in its latest data has showed that the country's drugs and pharmaceuticals exports increased 9.67 per cent year-on-year to \$27.9 billion in 2023-24, even as the total exports dipped by 3 per cent in the last fiscal. In March 2024, pharma exports grew by 12.73 per cent to \$2.8 billion.

MARKET SELFIE



MARKET SUMMARY

Domestic Indices	Close	Points	% Change
SENSEX	74339.44	486.50	0.66
NIFTY	22570.35	167.95	0.75
MIDCAP	41247.11	290.41	0.71
SMLCAP	47112.78	254.18	0.54
BSEFMC	19610.61	146.45	0.75
HEALTHCARE	35281.16	339.10	0.97
AUTO	50255.50	451.92	0.91
POWER	7072.12	66.18	0.94
REALTY	7568.54	-9.15	-0.12
BSE IT	34385.72	111.30	0.32
BANKEX	54993.86	388.83	0.71
OIL GAS	28849.02	250.52	0.88
METAL	31417.80	361.77	1.16
INDIA VIX	10.73	0.45	4.38

ADVANCE - DECLINE

Index	Advance	Decline	Unchanged
NSE	1634	989	44
BSE	2077	1717	140

MARKET TURNOVER (₹ in Crs)

Segment	Current	Previous	Net %
BSE CASH	9907	7021	41
NSE CASH	138610	103097	34
NSE F&O	49292368	40714369	21

KEY INDICES RATIOS

INDEX	P/E	P/B	Dividend Yield
NIFTY	22.75	3.96	1.18
SENSEX	24.89	3.70	1.13

KEY NUMBERS TRACKER



FII – DII ACTIVITY IN CASH SEGMENT (₹ in Crs)

FII-DII*	Buy	Sell	Net
DII	19088	12920	6168
FII	19378	22202	(2823)

Note: FPI & DII Figures are provisional

FII ACTIVITY IN DERIVATIVES SEGMENT (₹ in Crs)

FII	Buy	Sell	Net
Index Futures	12854.49	13126.59	(272)
Index Options	3700437.62	3611066.46	89371
Stock Futures	72817.73	62137.03	10681
Stock Options	8655.62	9799.57	(1144)

PUT-CALL RATIO

Index	Current	Previous
NIFTY	1.06	1.04
BANK NIFTY	1.15	1.00

DOLLAR INDEX

Dollar Index	Current	Previous	% Change
DXY	105.59	105.82	-0.22

10-YEARS G-SEC YIELD

Country	Current	Previous	% Change
INDIA	7.201	7.186	0.21
USA	4.651	4.655	-0.09

KEY COMMODITIES TRACKER (in \$)

Commodity	Current	Change Points	% Change
Gold	2325.60	9.41	0.41
Silver	27.36	0.17	0.63
Crude-Oil	82.80	-0.01	-0.01
Brent-Crude	88.01	-0.01	-0.01

CURRENCY FUTURES & INDEX TRENDS TRACKER



CURRENCY FUTURES

Expiry	Close	Change Points	% Change
26 APR-24 USD-INR	83.32	0.01	0.01
26 APR-24 EUR-INR	89.34	0.33	0.37
26 APR-24 GBP-INR	104.21	0.56	0.54
26 APR-24 JPY- INR	53.62	-0.18	-0.33

INDICES – SUPPORT-RESISTANCE-PIVOT LEVELS

Index	Close	S2	S1	Pivot	R1	R2
NIFTY	22402	22329	22365	22421	22458	22513
SENSEX	73853	73588	73721	73921	74054	74254
NIFTY FUTURES	22415	22322	22368	22428	22474	22534
BANK NIFTY	48189	47937	48063	48155	48281	48372
CNX IT	33443	33112	33277	33559	33724	34005
CNX MIDCAP	49992	49707	49849	49950	50092	50193
CNX SMALLCAP	16747	16672	16709	16766	16804	16860
INDIA VIX	10.28	9.26	9.77	10.45	10.96	11.64

INDEX TREND ANALYSIS

Index	Daily	Weekly	Monthly
NIFTY	Buy	NEUTRAL	Buy
SENSEX	Buy	NEUTRAL	Buy
NIFTY FUTURES	Buy	NEUTRAL	Buy
BANK NIFTY	Buy	NEUTRAL	Buy
CNX IT	SELL	NEUTRAL	Buy
CNX MIDCAP	Buy	NEUTRAL	Buy
CNX SMALLCAP	Buy	Buy	Buy
INDIA VIX	SELL	Buy	NEUTRAL

SECURITIES BAN IN F&O TRADES FOR 26-04-2024

IDEA

TECHNICAL VIEWS



NIFTY

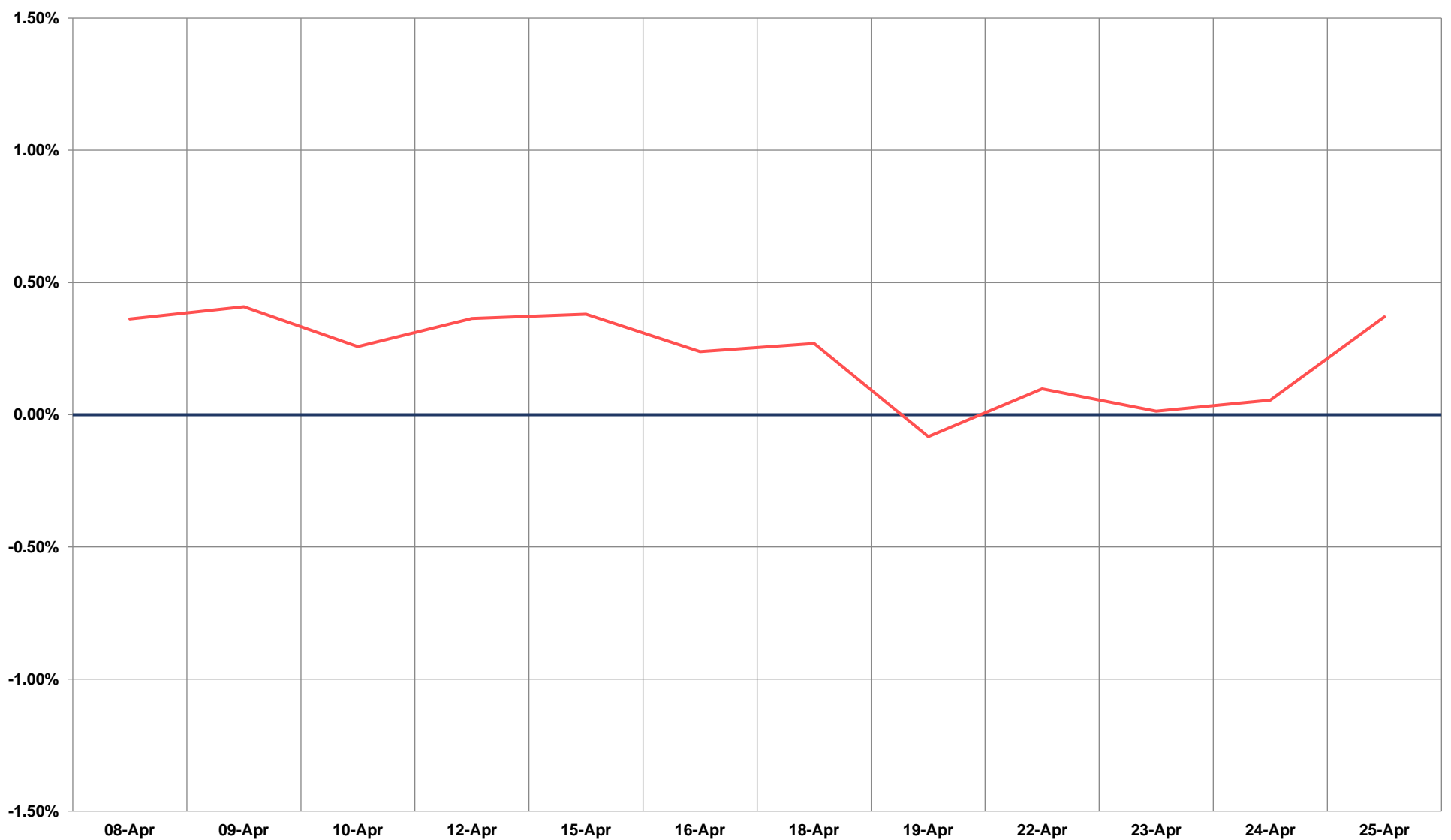
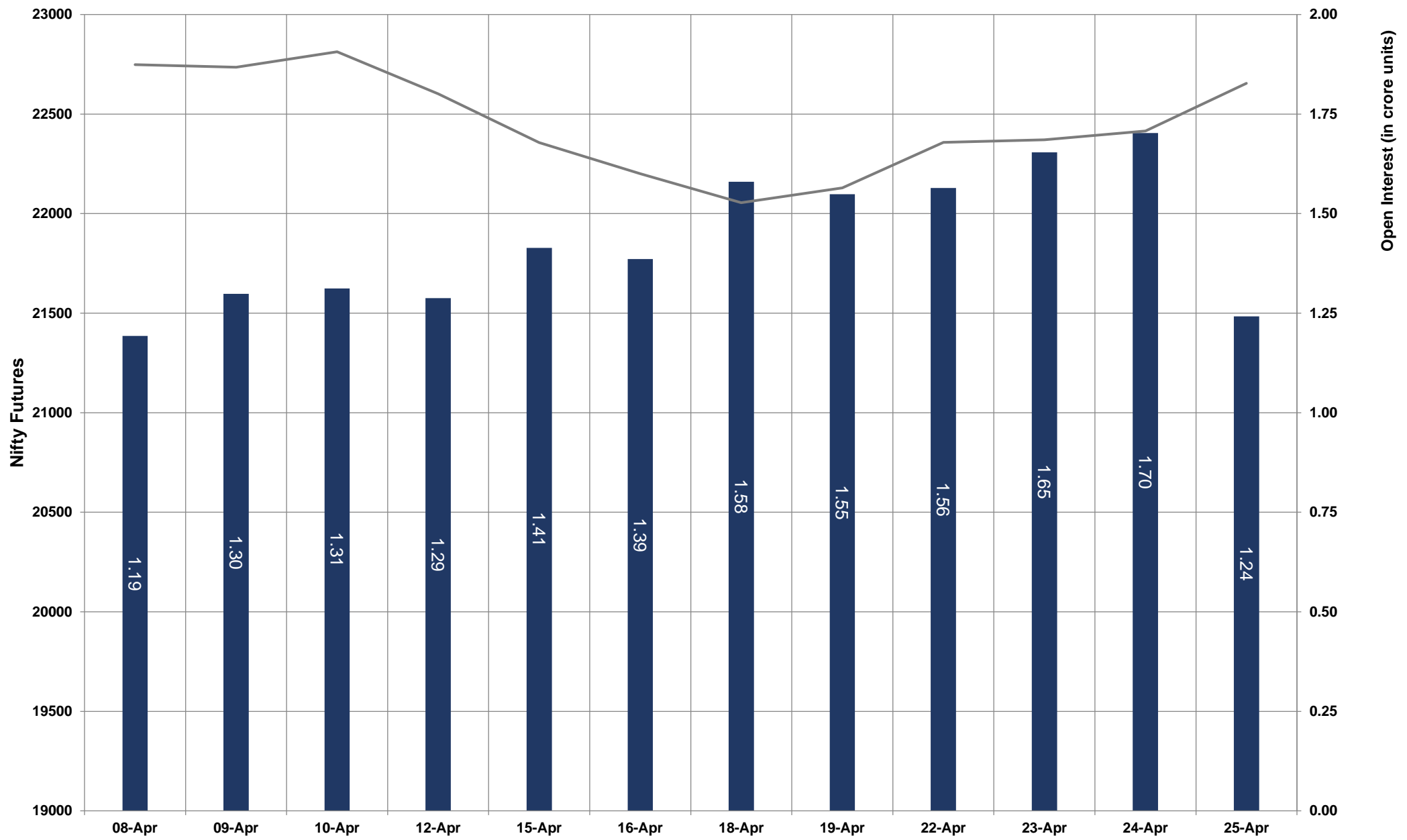


- Nifty Cash = **22570.35 (0.75%)**
- Resistance levels = **22680** and **22750**
- Support levels = **22400** and **22250**

TECHNICAL VIEWS



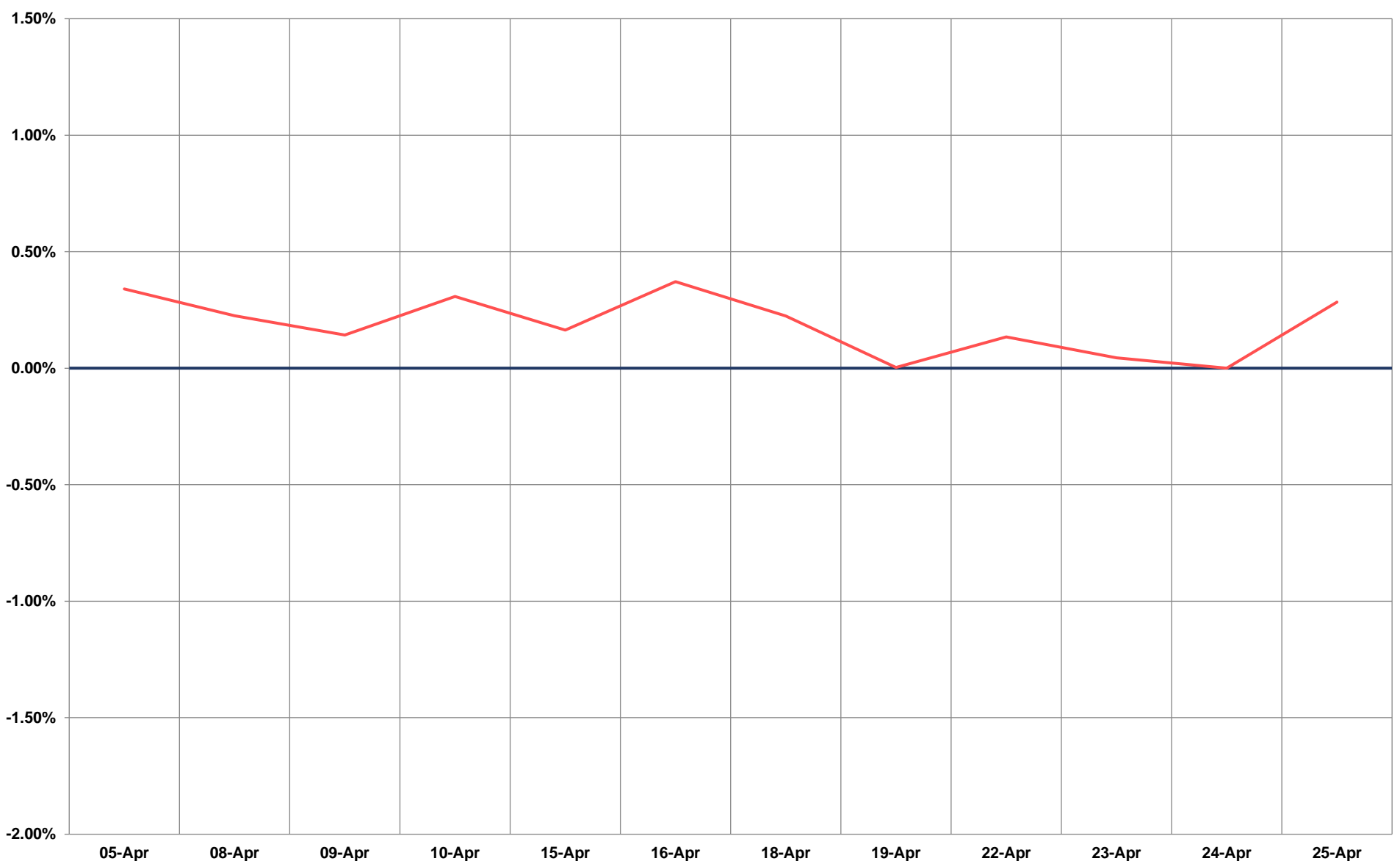
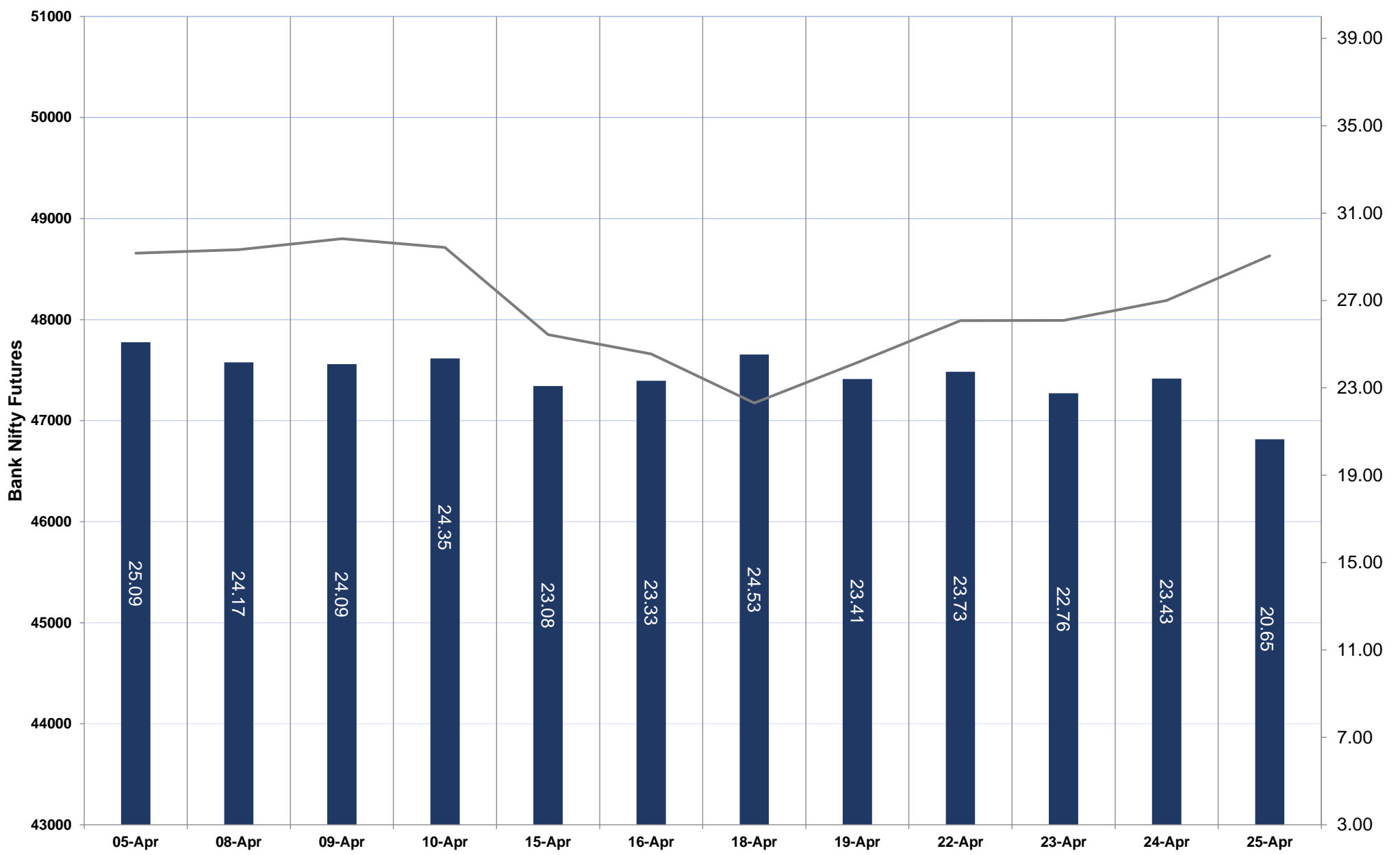
NIFTY FUTURES



TECHNICAL VIEWS



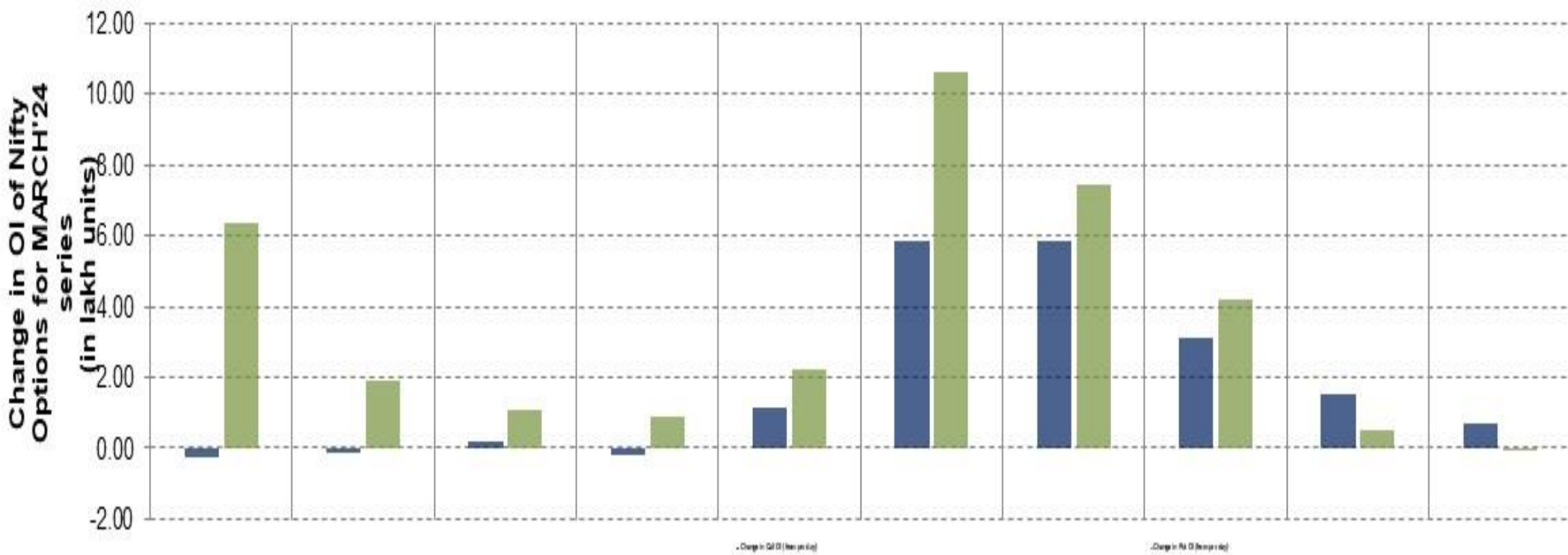
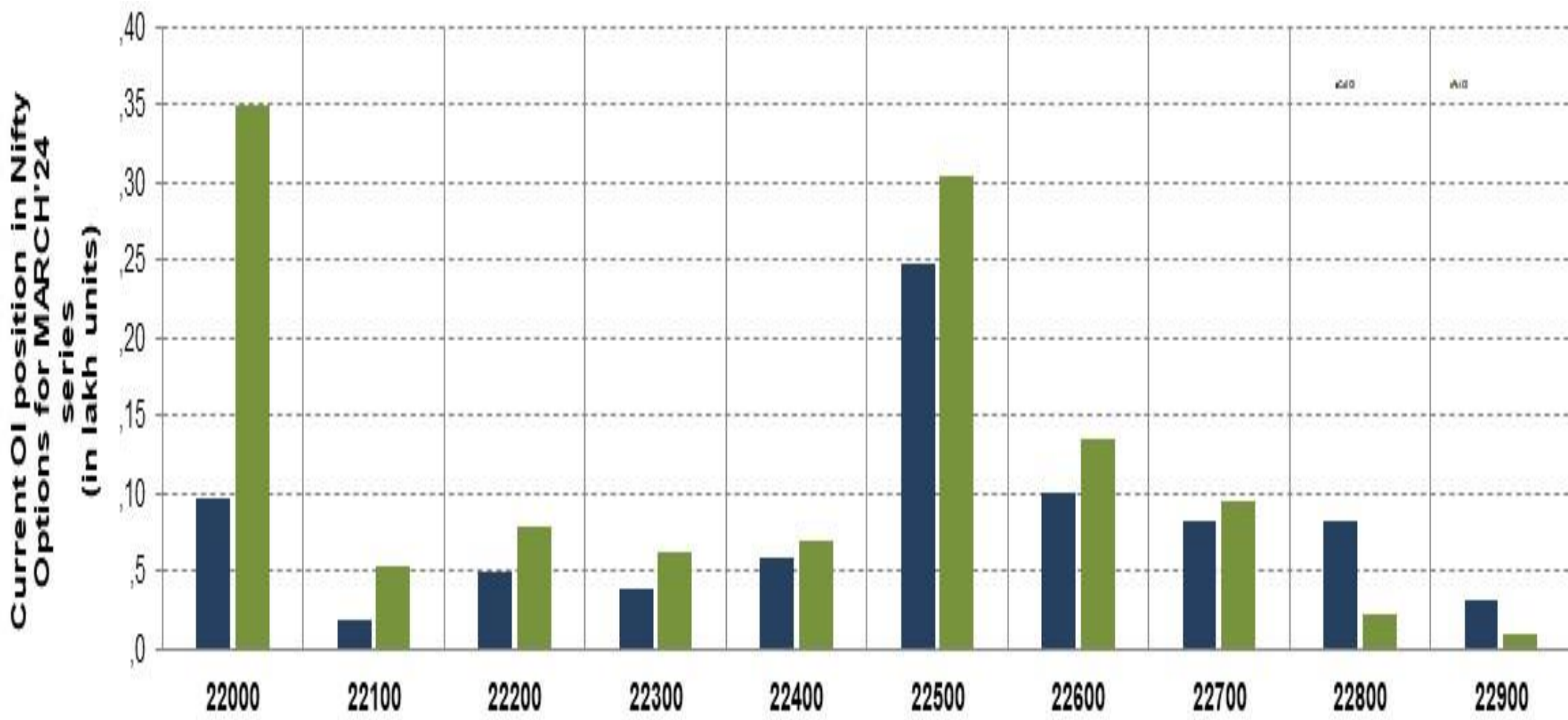
BANK NIFTY FUTURES



TECHNICAL VIEWS



NIFTY OPTIONS



- **Most Active Nifty Call** with an addition of 0.58 million in Open Interests is **Strike Price of 22600**
- **Most Active Nifty Put** with an addition of 1.06 millions in Open Interests is **Strike Price of 22500**
- **Maximum Open Interest an outstanding** was 2.46 millions for Calls at **Strike Price of 22500**
- **Maximum Open Interest an outstanding** was 3.49 millions for puts at **Strike Price of 22000**

Disclaimer



The Information provided by SMS or in newsletter or in any document has been prepared by Shah Investor's Home Ltd (SIHL). The Information provided by SMS or in newsletter does not constitute an offer or solicitation for the purchase or sale of any financial instrument or as an official confirmation of any transaction. The information contained herein is from publicly available data or other sources believed to be reliable, but we do not represent that it is accurate or complete and it should not be relied on as such. SIHL or any of its affiliates/ group companies shall not be in any way responsible for any loss or damage that may arise to any person from any error in the information contained in this report or SMS. This Information provided by SMS, reports or in newsletter is provided for assistance only and is not intended to be and must not alone be taken as the basis for an investment decision. The user assumes the entire risk of any use made of this information. Each recipient of this Information provided by SMS, report or in newsletter should make such investigation as it deems necessary to arrive at an independent evaluation of an investment in the securities of companies referred to in this information provided by SMS, report or in newsletter (including the merits and risks involved), and should consult his own advisors to determine the merits and risks of such investment. The investment discussed or views expressed may not be suitable for all investors. This information is strictly confidential and is being furnished to you solely for your information.

The information should not be reproduced or redistributed or passed on directly or indirectly in any form to any other person or published, copied, in whole or in part, for any purpose. The information provided by report or SMS is not directed or intended for distribution to, or use by, any person or entity who is a citizen or resident of or located in any locality, state, country or other jurisdiction, where such distribution, publication, availability or use would be contrary to law, regulation or which would subject SIHL and affiliates/ group companies to any registration or licensing requirements within such jurisdiction. The distribution of this Information provided by SMS or in newsletter in certain jurisdictions may be restricted by law, and persons in whose possession this Information provided by SMS or in newsletter comes, should inform themselves about and observe, any such restrictions. The information given or Information provided by SMS, report or in newsletter is as of the date of the issue date of report or the date on which SMS provided and there can be no assurance that future results or events will be consistent with this information. This information is subject to change without any prior notice. SIHL reserves the right to make modifications and alterations to this statement as may be required from time to time. However, SIHL is under no obligation to update or keep the information current.

Nevertheless, SIHL is committed to providing independent and transparent recommendation to its client and would be happy to provide any information in response to specific client queries. Neither SIHL nor any of its affiliates, group companies, directors, employees, agents or representatives shall be liable for any damages whether direct, indirect, special or consequential including lost revenue or lost profits that may arise from or in connection with the use of the information. Past performance is not necessarily a guide to future performance. The disclosures of interest statements incorporated in the Information provided by SMS, report or in newsletter are provided solely to enhance the transparency and should not be treated as endorsement of the views expressed in the report. The analyst for this report certifies that all of the views expressed in this report accurately reflect his or her personal views about the subject company or companies and its or their securities, and no part of his or her compensation was, is or will be, directly or indirectly related to specific recommendations or views expressed in this report.