



MORNING MANTRA



Daily Derivatives & Market Report

JULY 19, 2024



Indian benchmarks hit their new record high levels in opening trade but failed to hold on to gains and witnessed downfall till the end of the session as investors chose to book profits at record high levels, ahead of Union Budget 2024. Markets came under pressure amid tech issue due to the Microsoft global outage. There were no gaining sectoral indices on the BSE during the day. The overall market breadth was negative as 3005 shares were declining and 916 were advancing, while 89 shares were unchanged on the BSE.

Markets made positive start as some support came as the latest round of FICCI's Economic Outlook Survey said Indian economy is expected to grow at an annual median GDP growth of 7 per cent in 2024-25. However, soon markets entered into red and extended their losses as investors maintained risk-averse approach. Reserve Bank of India (RBI) in its monthly bulletin said that despite the overall positive trajectory, inflation remains a key concern for the Indian economy as the uptick in June 2024 has derailed its disinflation path. In afternoon session, markets continued to trade under selling pressure tracking weak trends from global markets. Traders overlooked the think tank Global Trade Research Initiative's (GTRI) latest report stating that the steps such as increasing exports, making local currency trading workable and a free trade agreement with the Eurasian Economic Union will help boost trade between India and Russia. In late afternoon session, markets touched their day's low levels, as traders preferred to sell their riskier assets ahead of Union Budget 2024.

On the global front, European markets were trading lower as signs of deepening Sino-U.S. trade tensions along with uncertainty over U.S. President Joe Biden's path to victory in the presidential race sapped investors' appetite for risk. Asian markets ended mostly in red amid fears of new trade tensions between the U.S. and China. Back home, Governor Shaktikanta Das said the Reserve Bank's relations with the government have been smooth during his nearly six-year term, and credited the close coordination between the two for the quick revival of the economy after the pandemic.

MARKET SELFIE



MARKET SUMMARY

Domestic Indices	Close	Points	% Change
SENSEX	80604.65	-738.81	-0.91
NIFTY	24530.90	-269.95	-1.09
MIDCAP	46260.03	-1091.87	-2.31
SMLCAP	52481.80	-1194.12	-2.22
BSEFMC	22058.75	-73.75	-0.33
HEALTHCARE	38156.16	-618.57	-1.60
AUTO	56500.33	-1469.21	-2.53
POWER	7709.69	-211.60	-2.67
REALTY	8558.01	-213.75	-2.44
BSE IT	40620.28	-87.49	-0.21
BANKEX	60167.10	-426.15	-0.70
OIL GAS	30812.00	-909.43	-2.87
METAL	31517.10	-1350.62	-4.11
INDIA VIX	14.83	0.32	2.21

ADVANCE - DECLINE

Index	Advance	Decline	Unchanged
NSE	659	2075	27
BSE	906	3014	90

MARKET TURNOVER (₹ in Crs)

Segment	Current	Previous	Net %
BSE CASH	10699	10104	6
NSE CASH	134887	147778	(9)
NSE F&O	9635419	51826293	(81)

KEY INDICES RATIOS

INDEX	P/E	P/B	Dividend Yield
NIFTY	23.31	4.16	1.24
SENSEX	24.47	4.05	1.18

KEY NUMBERS TRACKER



FII – DII ACTIVITY IN CASH SEGMENT (₹ in Crs)

FII-DII*	Buy	Sell	Net
DII	15051	15513	(462)
FII	15893	14386	1506

Note: FPI & DII Figures are provisional

FII ACTIVITY IN DERIVATIVES SEGMENT (₹ in Crs)

FII	Buy	Sell	Net
Index Futures	4210.66	6239.79	(2029)
Index Options	881826.57	866001.75	15825
Stock Futures	43691.88	42583.19	1109
Stock Options	68024.34	68595.88	(572)

PUT-CALL RATIO

Index	Current	Previous
NIFTY	1.13	1.28
BANK NIFTY	0.76	1.06

DOLLAR INDEX

Dollar Index	Current	Previous	% Change
DXY	104.32	104.18	0.14

10-YEARS G-SEC YIELD

Country	Current	Previous	% Change
INDIA	6.965	6.966	-0.01
USA	4.187	4.143	1.07

KEY COMMODITIES TRACKER (in \$)

Commodity	Current	Change Points	% Change
Gold	2411.88	-29.28	-1.20
Silver	29.15	-0.56	-1.89
Crude-Oil	82.59	-0.23	-0.28
Brent-Crude	84.93	-0.18	-0.21

CURRENCY FUTURES & INDEX TRENDS TRACKER



CURRENCY FUTURES

Expiry	Close	Change Points	% Change
29 JULY-24 USD-INR	83.69	0.03	0.03
29 JULY-24 EUR-INR	91.06	-0.39	-0.43
29 JULY-24 GBP-INR	108.07	-0.55	-0.50
29 JULY-24 JPY- INR	53.12	-0.40	-0.74

INDICES – SUPPORT-RESISTANCE-PIVOT LEVELS

Index	Close	S2	S1	Pivot	R1	R2
NIFTY	24531	24285	24408	24631	24754	24978
SENSEX	80605	79809	80207	80897	81295	81986
NIFTY FUTURES	24529	24290	24410	24623	24743	24956
BANK NIFTY	52266	51892	52079	52333	52519	52773
CNX IT	39923	39297	39610	40146	40460	40996
CNX MIDCAP	55908	54974	55441	56255	56723	57537
CNX SMALLCAP	18398	18065	18232	18534	18700	19002
INDIA VIX	14.82	11.95	13.39	14.17	15.61	16.39

INDEX TREND ANALYSIS

Index	Daily	Weekly	Monthly
NIFTY	NEUTRAL	Buy	Buy
SENSEX	NEUTRAL	Buy	Buy
NIFTY FUTURES	NEUTRAL	Buy	Buy
BANK NIFTY	NEUTRAL	Buy	Buy
CNX IT	Buy	Buy	Buy
CNX MIDCAP	NEUTRAL	NEUTRAL	Buy
CNX SMALLCAP	NEUTRAL	NEUTRAL	Buy
INDIA VIX	NEUTRAL	NEUTRAL	NEUTRAL

SECURITIES BAN IN F&O TRADES FOR 22-07-2024

BALRAMCHIN, BANDHANBNK, GMRINFRA, HAL, HINDCOPPER, INDIACEM,
IDEA, NMDC, PEL, RBLBANK, SAIL, VEDL

TECHNICAL VIEWS



NIFTY

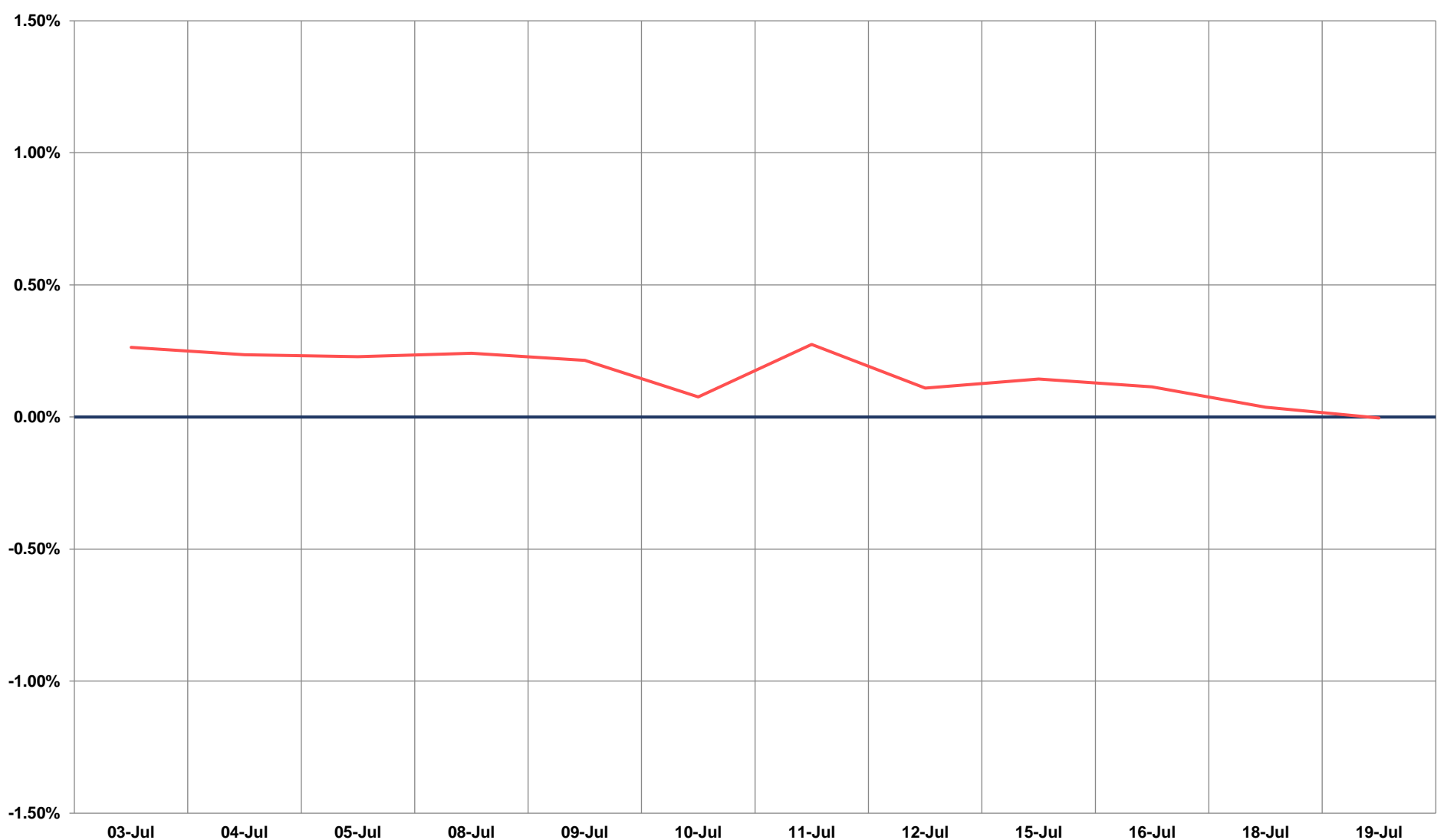
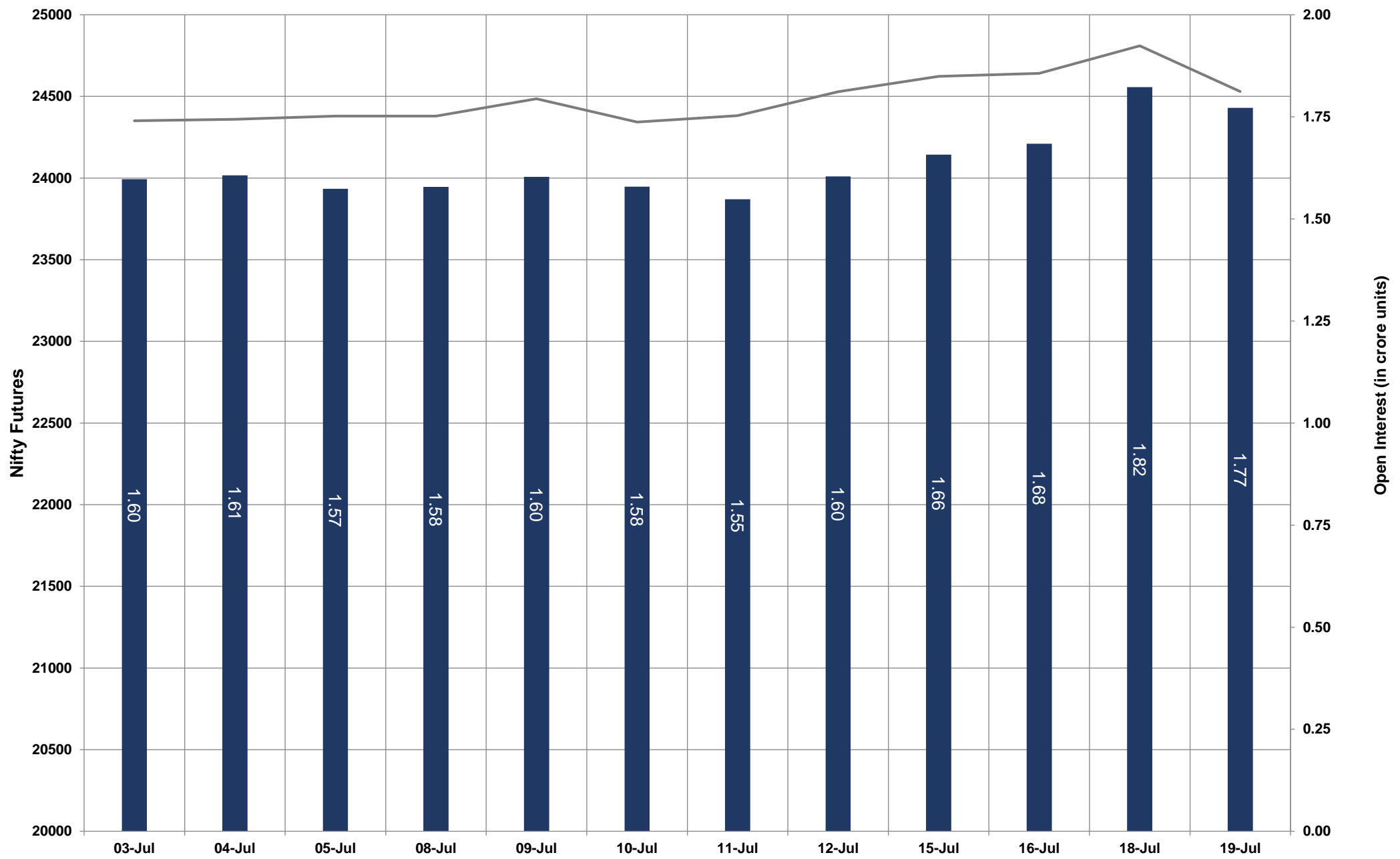


- Nifty Cash = **24530.90 (-1.09%)**
- Resistance levels = **24750** and **24950**
- Support levels = **24450** and **24250**

TECHNICAL VIEWS



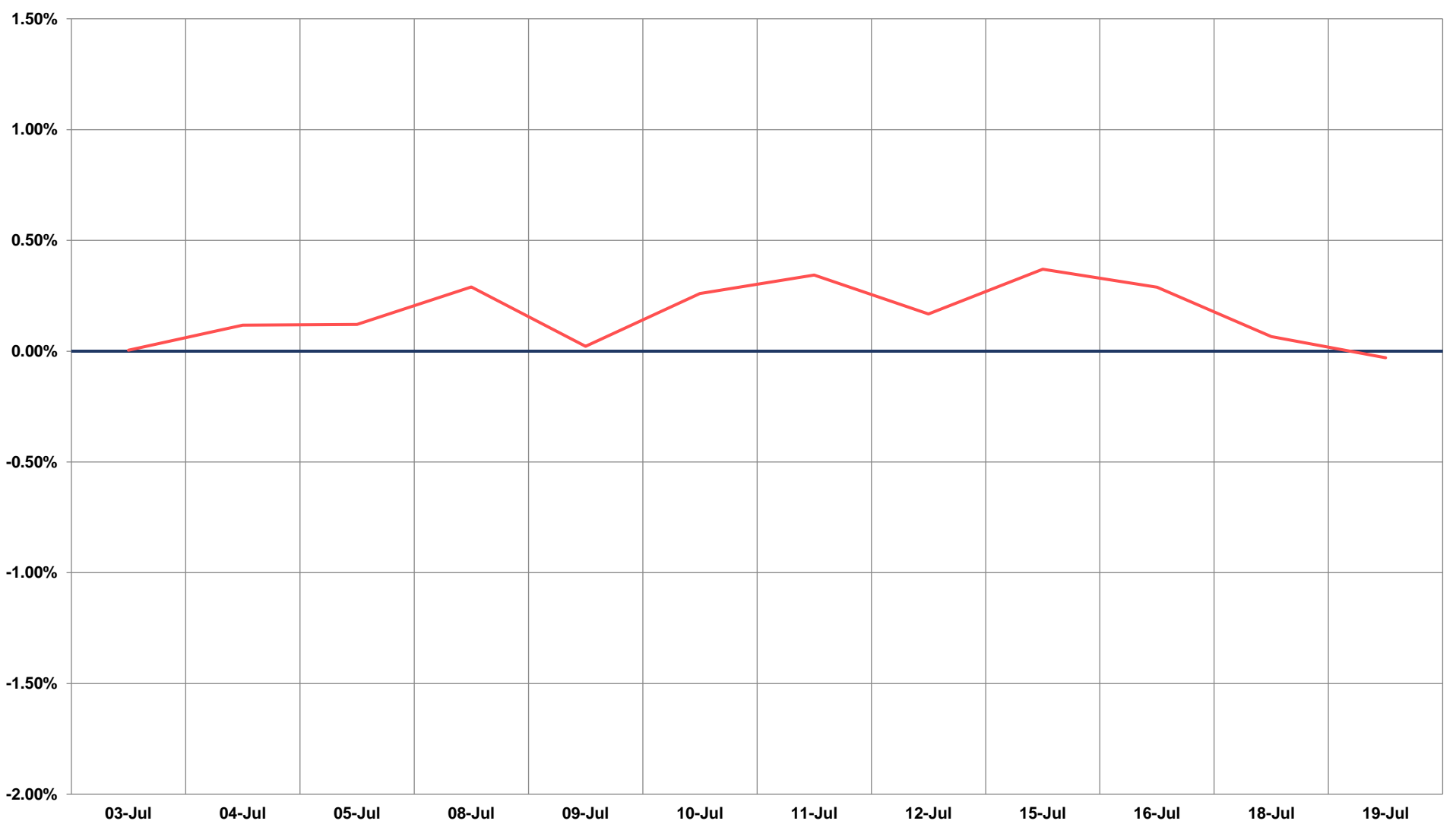
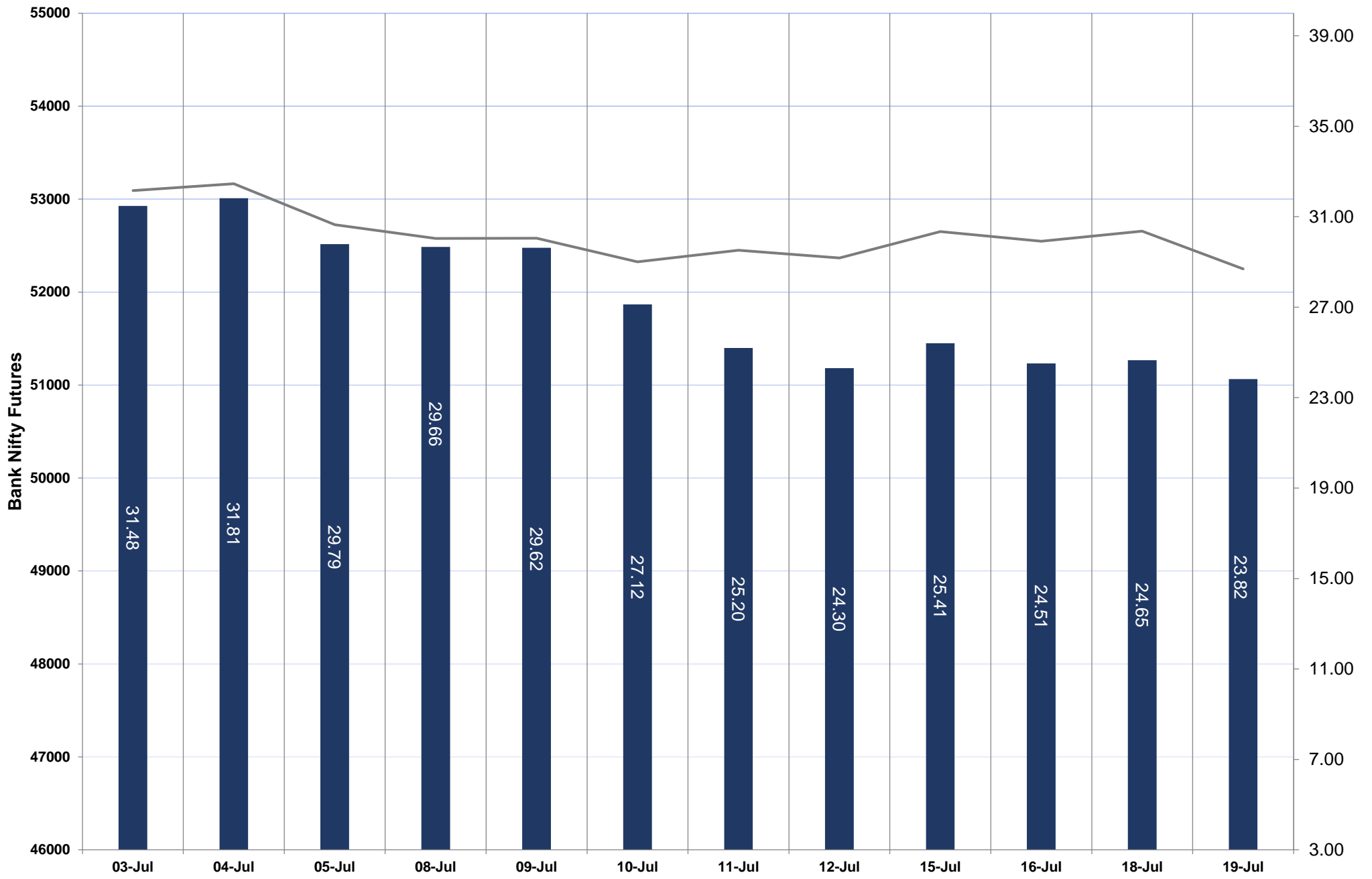
NIFTY FUTURES



TECHNICAL VIEWS



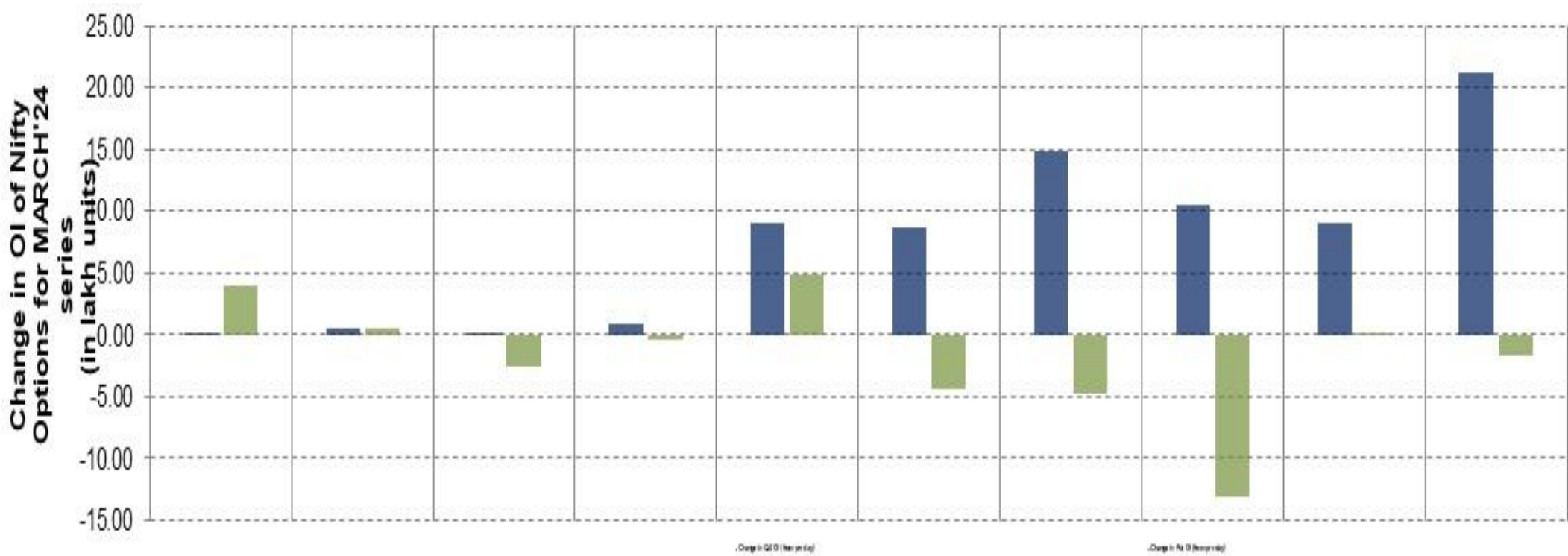
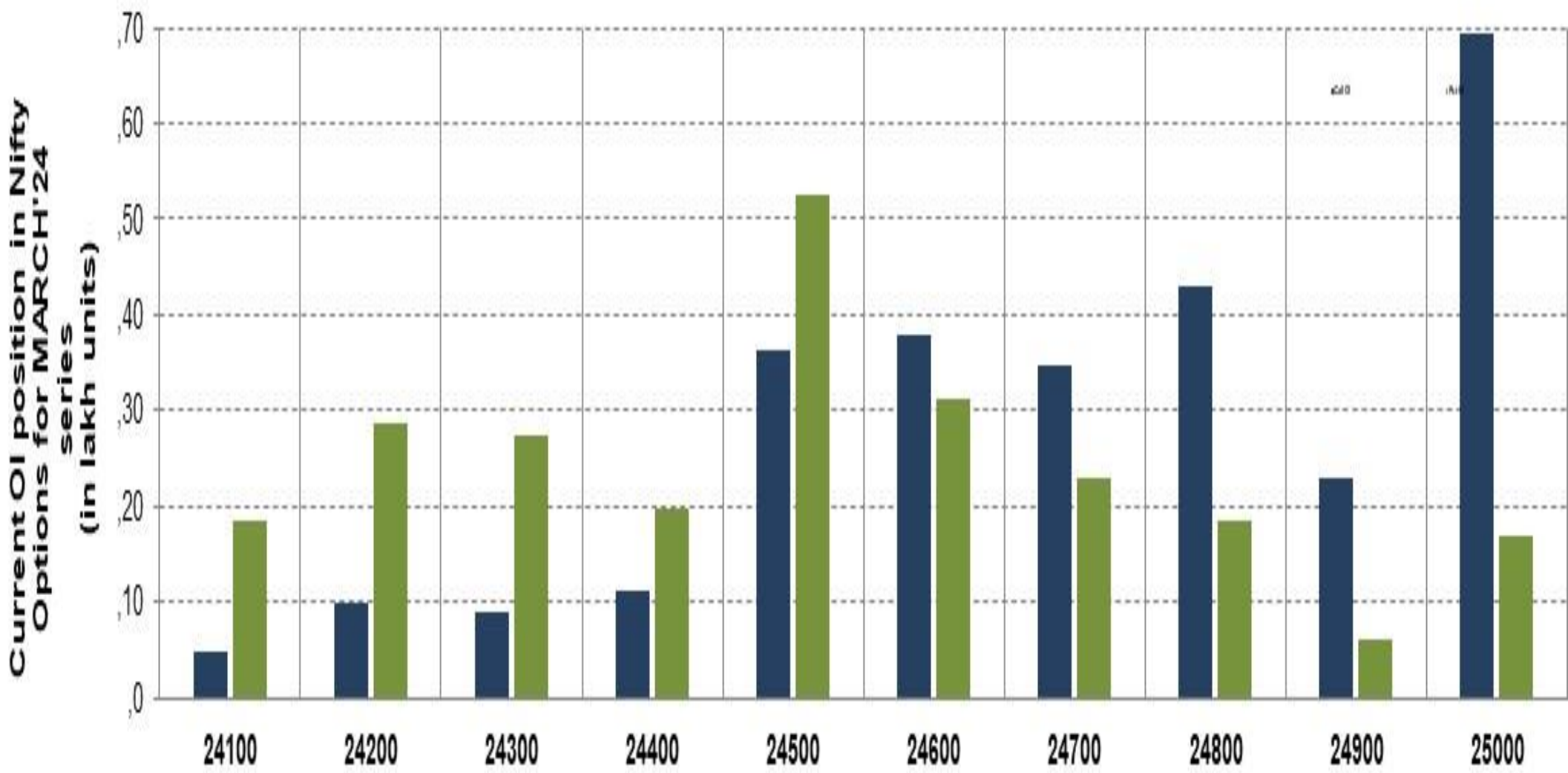
BANK NIFTY FUTURES



TECHNICAL VIEWS



NIFTY OPTIONS



- **Most Active Nifty Call** with an addition of 2.17 million in Open Interests is **Strike Price of 25000**
- **Most Active Nifty Put** with an addition of 0.48 millions in Open Interests is **Strike Price of 24500**
- **Maximum Open Interest an outstanding** was 6.94 millions for Calls at **Strike Price of 25000**
- **Maximum Open Interest an outstanding** was 5.26 millions for puts at **Strike Price of 24500**

Disclaimer



The Information provided by SMS or in newsletter or in any document has been prepared by Shah Investor's Home Ltd (SIHL). The Information provided by SMS or in newsletter does not constitute an offer or solicitation for the purchase or sale of any financial instrument or as an official confirmation of any transaction. The information contained herein is from publicly available data or other sources believed to be reliable, but we do not represent that it is accurate or complete and it should not be relied on as such. SIHL or any of its affiliates/ group companies shall not be in any way responsible for any loss or damage that may arise to any person from any error in the information contained in this report or SMS. This Information provided by SMS, reports or in newsletter is provided for assistance only and is not intended to be and must not alone be taken as the basis for an investment decision. The user assumes the entire risk of any use made of this information. Each recipient of this Information provided by SMS, report or in newsletter should make such investigation as it deems necessary to arrive at an independent evaluation of an investment in the securities of companies referred to in this information provided by SMS, report or in newsletter (including the merits and risks involved), and should consult his own advisors to determine the merits and risks of such investment. The investment discussed or views expressed may not be suitable for all investors. This information is strictly confidential and is being furnished to you solely for your information.

The information should not be reproduced or redistributed or passed on directly or indirectly in any form to any other person or published, copied, in whole or in part, for any purpose. The information provided by report or SMS is not directed or intended for distribution to, or use by, any person or entity who is a citizen or resident of or located in any locality, state, country or other jurisdiction, where such distribution, publication, availability or use would be contrary to law, regulation or which would subject SIHL and affiliates/ group companies to any registration or licensing requirements within such jurisdiction. The distribution of this Information provided by SMS or in newsletter in certain jurisdictions may be restricted by law, and persons in whose possession this Information provided by SMS or in newsletter comes, should inform themselves about and observe, any such restrictions. The information given or Information provided by SMS, report or in newsletter is as of the date of the issue date of report or the date on which SMS provided and there can be no assurance that future results or events will be consistent with this information. This information is subject to change without any prior notice. SIHL reserves the right to make modifications and alterations to this statement as may be required from time to time. However, SIHL is under no obligation to update or keep the information current.

Nevertheless, SIHL is committed to providing independent and transparent recommendation to its client and would be happy to provide any information in response to specific client queries. Neither SIHL nor any of its affiliates, group companies, directors, employees, agents or representatives shall be liable for any damages whether direct, indirect, special or consequential including lost revenue or lost profits that may arise from or in connection with the use of the information. Past performance is not necessarily a guide to future performance. The disclosures of interest statements incorporated in the Information provided by SMS, report or in newsletter are provided solely to enhance the transparency and should not be treated as endorsement of the views expressed in the report. The analyst for this report certifies that all of the views expressed in this report accurately reflect his or her personal views about the subject company or companies and its or their securities, and no part of his or her compensation was, is or will be, directly or indirectly related to specific recommendations or views expressed in this report.