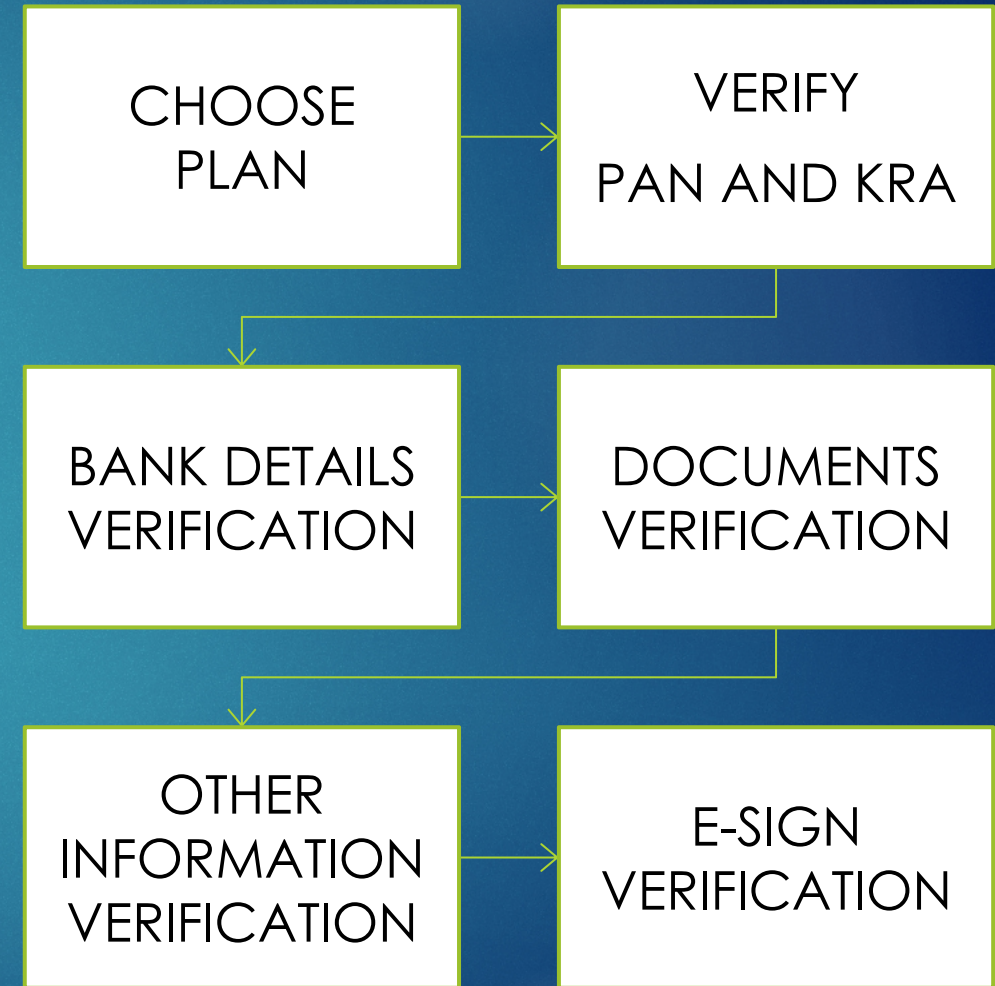


CRM Module


THE SIX-STEPS ACCOUNT OPENING PROCESS FOR INDIVIDUAL ACCOUNTS





The account opening sign-up screen


Zero Account Opening Charges*


LIMITED PERIOD OFFER


 First Name *

 Mobile *

 Mobile Relationship *

 Email *

 Email Relationship *

 City *

☐ If you have a Branch or Group Code?

OPEN AN ACCOUNT


RESUME APPLICATION

Branch or Agent Code


To be filled in case of Account being opened from Branch or SIHL Authorized Agents

Zero Account Opening Charges*

LIMITED PERIOD OFFER

 First Name *

 Mobile *

 Mobile Relationship * ▼

 Email *

 Email Relationship * ▼

 City * ▼

☒ If you have a Branch or Group Code?

 Branch/Agent Code

OPEN AN ACCOUNT

RESUME APPLICATION

The 2-step verification process

Mobile Verification

Mobile OTP *

RESEND OTP

VERIFY OTP

Note : Mobile number should be registered in adhar card.

Email Verification

Email OTP *

RESEND OTP

VERIFY OTP

Note : Mobile number should be registered in adhar card.

Choose Your Plan

PLAN	PAN AND KRA VERIFY	BANK DETAILS	DOCUMENTS	OTHER INFO	E-SIGN
------	--------------------	--------------	-----------	------------	--------

✓

LIMITED PERIOD OFFER

Free

₹ 550

₹ 0

1-Year

₹ 550

₹ 175

5-Years

₹ 1400

10-Years

₹ 2350

[Click here to view Demat Tariff.](#)

NEXT

PAN & KRA Verification

PLAN PAN AND KRA VERIFY BANK DETAILS DOCUMENTS OTHER INFO E-SIGN

Pan Verification

AAABB111C 30-02-1990 VERIFY

Enter your PAN number and Date of birth & click Verify

NEXT

PAN & KRA Verification

PLAN

PAN AND KRA VERIFY

BANK DETAILS

DOCUMENTS

OTHER INFO

E-SIGN

Pan Verification

Pan Number *

AAABB111C

Date Of Birth (DD-MM-YYYY) *

30-02-1990

VERIFY

Holder Name As Per Pan

First Name As Per PAN

abc

Middle Name As Per PAN

abc

Last Name As Per PAN

abc

If the details are correctly entered
name as per PAN Card will appear

NEXT

Bank Details Verification

PLAN

PAN AND KRA VERIFY

BANK DETAILS

DOCUMENTS

OTHER INFO

E-SIGN

Search IFSC Code in case you do not know

IFSC Code *

MICR Code

Account Type

Bank Account Type

Account Number *

VERIFY BANK ACCOUNT DETAILS

Search IFSC Code?

Bank Name

Bank Branch Name

UPI Details

UPI Id

VERIFY UPI DETAILS

Name

Fill in the bank and UPI Details here & Click 'Verify Bank Account details'

To Verify UPI Id, enter your UPI Id and click Verify UPI details

If you have mentioned correct UPI Id, the Name of the UPI Id holder will appear here

NEXT

Bank Details Verification

Alert

Bank Account Verified Successfully.
Name At Bank: JOHN DOE
Does Name At Bank matches With Client Name?

If bank details are correctly entered, you will get this pop-up, click 'Yes'

Uploading the documents

Upload the documents as per the sizes mentioned below each option



PAN AND KRA VERIFY

BANK DETAILS

DOCUMENTS

OTHER INFO

Upload Documents

Pan Card *

AAABB111C

Required as an ID proof

Maximum Image Size: 100 KB.

UPLOAD

Address Proof *

Fetch the details from Aadhaar portal

100% digital and free

START

Signature Upload *

Write down your full signature on a blank,white piece of paper.Take a close-up picture of your signature and upload it.

Maximum Image Size: 25 KB.

UPLOAD

Live Photo *

Hold the piece of paper or your mobile phone in front of the webam / upload a photo such that the OTP and your face are clearly seen. Make sure the OTP is legible and can be captured.

Maximum Image Size: 100 KB.

UPLOAD

Income Proof(Optional)

Mandatory to upload income proof for F&O /currency and commodity

Maximum Image Size: 200 KB.

UPLOAD

Note: Your Live Photo uploaded along with OTP will be the proof for In-Person Verification

Uploading Address Proof

You will get



DOCUMENTS

OTHER INFO

Upload Documents

Address Proof *

Fetch the details from Aadhaar portal
100% digital and free

START

Click Start

BANK DETAILS

DOCUMENTS

Offline E-KYC

In case you don't have offline E-KYC XML with you, you can get it by tapping the following button. Make sure your Aadhaar is mapped with your mobile number.

GET OFFLINE KYC

Click Get Offline KYC

You will be redirected to UIDAI Website

You will be redirected to a third-party website. SIHL make no representation not has any supervision or control over the quality, content , reliability or security of the third-party website not shall be liable for its use.

Click 'I Agree'

I AGREE

Click on 'Send OTP'

The screenshot shows the UIDAI website interface for the 'Aadhaar Paperless Offline e-KYC (Beta)' service. The header includes the UIDAI logo and navigation links. The main content area explains the service and provides instructions for using a 12-digit Aadhaar number or a 16-digit Virtual ID. A form is present with fields for 'Aadhaar Number' and 'Security Code'. A blue box highlights the 'Aadhaar Number' field with the text 'Enter the Aadhar Number'. Below the form, there are buttons for 'Send OTP' and 'Enter TOTP'. On the right side, there is a 'Frequently Asked Questions' section and a banner for the 'mAadhaar app'.

Unique Identification Authority of India
Government of India

My Aadhaar > Aadhaar Services > Aadhaar Paperless Offline e-kyc (Beta)

Aadhaar Paperless Offline e-KYC

Aadhaar Paperless Offline e-KYC is a secure and shareable document which can be used by any Aadhaar holder for offline verification of identification.

After entering Aadhaar/VID, create a Share Code of 4-characters. A ZIP file containing the Resident's Paperless Offline eKYC will be password protected using the same Share Code. The file will be downloaded into the Resident's device/desktop.

To avail the service the resident will have to share the ZIP file, the Share Code and registered mobile number with the service provider.

Enter your 12 digit Aadhaar number or 16 digit Virtual ID to begin.

Aadhaar Number Virtual ID

Aadhaar Number *

Enter the Aadhar Number

Enter Security Code *

Type the character you see in the picture.

jBCBj

Send OTP Or Enter TOTP

Frequently Asked Questions

- Use Aadhaar Freely
- E-Aadhaar
- mAadhaar FAQs
- Aadhaar Paperless Offline e-kyc

[View All](#)

The new mAadhaar app
now available on
[INSTALL NOW](#)
Uninstall any previous version and Install the new mAadhaar App

Verification

Unique Identification Authority of India
Government of India

My Aadhaar > About UIDAI > Ecosystem > Media & Resources > Contact & Support

My Aadhaar > Aadhaar Services > Aadhaar Paperless Offline e-kyc (Beta)

OTP sent to your Registered Mobile number. Check your mobile.

Aadhaar Paperless Offline e-KYC

Aadhaar Paperless Offline e-KYC is a secure and shareable document which can be used by any Aadhaar holder for offline verification of identification.

After entering Aadhaar/VID, create a Share Code of 4-characters. A ZIP file containing the Resident's Paperless Offline eKYC will be password protected using the same Share Code. The file will be downloaded into the Resident's device/desktop.

To avail the service the resident will have to share the ZIP file, the Share Code and registered mobile number with the service provider.

Enter your 12 digit Aadhaar number or 16 digit Virtual ID to begin.

Aadhaar Number	Virtual ID
Aadhaar Number *	
12 Digit UID (1234/1234/1234)	

You will be able to see your Aadhar number here

Send OTP Or Enter TOTP

Create a Share Code for your Paperless Offline eKYC *

Create a Share Code of 4 Characters to secure your Paperless Offline eKYC. It is important for Aadhaar Number holder to remember this Share Code as it will be required to unlock the ZIP file.

Enter OTP / TOTP *

Please enter 6 digit OTP or 8 digit TOTP.

Download

Frequently Asked Questions

- Use Aadhaar Freely
- E-Aadhaar
- mAadhaar FAQs
- Aadhaar Paperless Offline e-kyc

View All

The new mAadhaar app now available on Google Play

INSTALL NOW

Uninstall any previous version and install the new mAadhaar App

OTP will be sent to regd mobile no.

Click on 'Send OTP'

Create a 4-digit share code here which will act as Password later

Enter OTP here

Click download and a zip file will be downloaded

Zip File Upload and Getting E-KYC Data

BANK DETAILS

DOCUMENTS

Offline E-KYC

In case you don't have offline E-KYC XML with you, you can get it by tapping the following button. Make sure your Aadhaar is mapped with your mobile number.

GET OFFLINE KYC

OR

ATTACH OFFLINE EKYC.ZIP

Choose File

No file chosen

Enter share code entered in previous step

GET E-KYC DATA

Unique Identification Authority of India
Government of India

Maha Content | T | A | A | Screen Reader

AADHAAR

My Aadhaar > About UIDAI > Ecosystem > Media & Resources > Contact & Support >

My Aadhaar > Aadhaar Services > Aadhaar Paperless Offline e-kyc (Beta)

OTP sent to your Registered Mobile number. Check your mobile.

Aadhaar Paperless Offline e-KYC
Aadhaar Paperless Offline e-KYC is a secure and shareable document which can be used by any Aadhaar holder for offline verification of identification.
After entering Aadhaar/VID, create a Share Code of 4-characters. A ZIP file containing the Resident's Paperless Offline eKYC will be password protected using the same Share Code. The file will be downloaded into the Resident's device/desktop.
To avail the service the resident will have to share the ZIP file, the Share Code and registered mobile number with the service provider.

Frequently Asked Questions
Use Aadhaar Freely
E-Aadhaar
mAadhaar FAQs
Aadhaar Paperless Offline e-kyc
View All

Enter your 12 digit Aadhaar number or 16 digit Virtual ID to begin.

Aadhaar Number

Virtual ID

Aadhaar Number *

12 Digit UID (1234/1234/1234)

Aadhar number here

Send OTP

Or

Enter TOTP

Create a Share Code for your Paperless Offline eKYC *

Create a Share Code of 4 Characters to secure your Paperless Offline eKYC. It is important for Aadhaar Number holder to remember this Share Code as it will be required to unlock the ZIP file.

1 2 3 4

Enter OTP / TOTP *

Please enter 6 digit OTP or 8 digit TOTP.

9 2 7 7 9 0

Download

The new
mAadhaar app
now available on

INSTALL NOW

Uninstall any previous version and install the new mAadhaar App

Choose zip file downloaded in previous step and upload

Click 'Get E-KYC Data'

Uploaded documents verification

PAN AND KRA VERIFY

BANK DETAILS

DOCUMENTS

OTHER INFO

E-SIGN

Upload Documents

Pan Card *

AJPPB9187P

Required as an ID proof

Maximum Image Size: 100 KB.

Remove

PAN COPY

Address Proof *

Fetch the details from Aadhaar portal

100% digital and free

Address fetched here

Delete

Signature Upload *

Write down your full signature on a blank,white piece of paper.Take a close-up picture of your signature and upload it.

Maximum Image Size: 25 KB.

Remove


Signature Proof

Live Photo *

Hold the piece of paper or your mobile phone in front of the webcam / upload a photo such that the OTP and your face are clearly seen. Make sure the OTP is legible and can be captured.

Maximum Image Size: 100 KB.

Remove



Income Proof(Optional)

Income Proof


NEXT

Verify the documents uploaded here.

Income proof required only to trade in commodity, currency & F&O segments

Other Info

Fill in the
required
details here



NSDL, NSE & BSE EQ
Segments will be activated
by default

PLAN PAN AND KRA VERIFY BANK DETAILS DOCUMENTS OTHER INFO E-SIGN

Personal Details

Gender: ☒ Male ☐ Female

Marital Status *
Marital Status

Father's First Name *

Father's Middle Name

Father's Last Name *

Mother's First Name *

Mother's Middle Name

Mother's Last Name *

Income and Other Details

Annual Income *
Annual Income

Proposed Investment With SIHL *

Source Of Income *
Source Of Income

Birth Place
Birth Place

Experience and Occupation

Trading Experience *
Trading Experience

Occupation *
Occupation

Segment and Brokerage Details

☒ NSDL ☒ NSE_EQ ☒ BSE_EQ

☐ NSE_FO ☐ NSE_CD ☐ NSE_CO ☐ SLBM

Jobbing Brk: HHHH - JOBB (0.03 - 0.03)

Delivery Brk: HHHH - DELI (0.30 - 0.25)

NEXT

Other Info

To activate any or all of F&O, Commodity, Currency & SLBM Segments, submit Income proof in the documents tab

Segment and Brokerage Details

<input checked="" type="checkbox"/> NSDL	<input checked="" type="checkbox"/> NSE_EQ	<input checked="" type="checkbox"/> BSE_EQ	Jobbing Brk: HHHH - JOBB (0.03 - 0.03)	Delivery Brk: HHHH - DELI (0.30 - 0.25)
<input checked="" type="checkbox"/> NSE_FO	<input type="checkbox"/> NSE_CD	<input type="checkbox"/> NSE_CO	<input type="checkbox"/> SLBM	Derivative Brk: HHHH - JOBB (0.03 - 0.03)

Alert

Please Upload Income Proof Image.

OK

E-Sign

PLAN AND KRA VERIFY

BANK DETAILS

DOCUMENTS

OTHER INFO

E-SIGN

Summary

Name :

abc

Email :

abc

Mobile :

abc

Bank Details :

Bank Details here

✓ VERIFIED

✓ VERIFIED

I HEREBY CONFIRM ALL THE DETAILS →

Check the details and click
'I hereby confirm all the details'

PLAN

PAN AND KRA VERIFY

BANK DETAILS

DOCUMENTS

OTHER INFO

E-SIGN

E-Signature

To successfully finish account opening procedure, let's proceed to e-Sign your submission.

GENERATE PDF

PREVIOUS

Click on Generate PDF

E-Sign

PLAN

PAN AND KRA VERIFY

BANK DETAILS


DOCUMENTS

OTHER INFO


E-SIGN

E-Signature

To successfully finish account opening procedure, let's proceed to e-Sign your submission.



PDF

 VIEW APPLICATION PDF

PROCEED WITH E-SIGN


Click on
View Application PDF

PREVIOUS

E-Sign

View & Download the Application PDF

Document Viewer



SHAH INVESTOR'S HOME LTD.

Annexure - 1
ACCOUNT OPENING KIT
INDEX OF DOCUMENTS

S. No.	Name of the Document	Brief Significance of the Document	Page No
1.	Checklist for Account opening documents	Documents as mentioned in the checklist	2 to 4
MANDATORY DOCUMENTS AS PRESCRIBED BY SEBI & EXCHANGES			
2.	CKYC and Account opening form(Trading and Demat)	A.Document captures the constituent and an instruction/check list.	5 to 8
		B. Document captures the additional information about the constituent relevant to trading account and an instruction/check list.	9 to 11
3.	Tariff sheet	Document detailing the rate/amount of brokerage and other charges levied on the client for trading on the stock exchange(s) (to be added by the stock broker).	12
4.	Policies and Procedures	Document describing significant policies and procedures of the stock broker (to be added by the stock broker).	15 to 18
5.	Rights and Obligations	Document stating the Rights & Obligations of stock broker/trading member, Authorised Person and client for trading on exchanges (including additional rights & obligations in case of internet/wireless technology based trading).	37 to 39
6.	Risk Disclosure Document (RDD)	Document detailing risks associated with dealing in the securities market.	40 to 43
7.	Guidance note	Document detailing do's and don'ts for trading on exchange, for the education of the investors.	44 to 45
8.	Rights and obligations For SLBS	Document stating the Rights & Obligations of stock broker/trading member, Authorised Person and client for trading on exchanges	48 to 50
VOLUNTARY DOCUMENTS AS PROVIDED BY THE STOCK BROKER			
9.	Security Trading using wireless technology	Internet & Wireless Technology based trading facility provided by stock brokers to the client	13
10.	Declaration	Declaration for trading and demat purposes	14
11.	Standing Instructions	Consent for smooth operational convenience	19 to 21

E-Sign

PLAN

PAN AND KRA VERIFY

BANK DETAILS


DOCUMENTS


OTHER INFO

E-SIGN

E-Signature

To successfully finish account opening procedure, let's proceed to e-Sign your submission.



 VIEW APPLICATION PDF

Click on Proceed with E-Sign

PROCEED WITH E-SIGN

PREVIOUS

NSDL E-Sign

Alert

Digital Sign Using:

☒ MOBILE OTP

OK

CANCEL

Click on Mobile OTP & Click OK

NSDL Electronic Signature Service	
ASP Name	Shah Investors Home Ltd
Transaction ID	CRM_AOF_F_811-20210611144538
Date & Time	2021-06-11 14:45:38

☐ I hereby authorize NSDL e-Governance Infrastructure Limited (NSDL e-Gov) to -

1. Use my Aadhaar / Virtual ID details (as applicable) for the purpose of eSigning the digital document(s) and digital Account Opening Form(s) to open (a.) Stock Trading (b.) DEMAT, (c.) Currency, (d.) Commodity, (e.) Mutual Fund, (f.) Portfolio Management Service Account for any one or combination of these, for/with Shah Investors Home Ltd and authenticate my identity through the Aadhaar Authentication system (Aadhaar based e-KYC services of UIDAI) in accordance with the provisions of the Aadhaar (Targeted Delivery of Financial and other Subsidies, Benefits and Services) Act, 2016 and the allied rules and regulations notified thereunder and for no other purpose.

2. Authenticate my Aadhaar / Virtual ID through OTP or Biometric for authenticating my identity through the Aadhaar Authentication system for obtaining my e-KYC through Aadhaar based e-KYC services of UIDAI and use my Photo and Demographic details (Name, Gender, Date of Birth and Address) for the purpose of eSigning the digital document(s) and digital Account Opening Form(s) to open (a.) Stock Trading (b.) DEMAT, (c.) Currency, (d.) Commodity, (e.) Mutual Fund, (f.) Portfolio Management Service Account for any one or combination of these, for/with Shah Investors Home Ltd.

3. I understand that Security and confidentiality of personal identity data provided, for the purpose of Aadhaar based authentication is ensured by NSDL e-Gov and the data will be stored by NSDL e-Gov till such time as mentioned in guidelines from UIDAI from time to time.

VID/Aadhaar:

[Click Here](#) to generate Virtual ID.
[Download Instructions](#) to generate Virtual ID in lieu of Aadhaar.

Click on I hereby authorize

Click on Send OTP

You will be redirected to NSDL'S E-Signature Service

NSDL E-Sign



NSDL Electronic Signature Service

ASP Name	Shah Investors Home Ltd
Transaction ID	CRM_AOF_FH_811-20210611152245
Date & Time	2021-06-11T15:22:51

☒ I hereby authorize NSDL e-Governance Infrastructure Limited (NSDL e-Gov) to -

1. Use my Aadhaar / Virtual ID details (as applicable) for the purpose of eSigning the digital document(s) and digital Account Opening Form(s) to open (a.) Stock Trading (b.) DEMAT, (c.) Currency, (d.) Commodity, (e.) Mutual Fund, (f.) Portfolio Management Service Account for any one or combination of these, for/with Shah Investors Home Ltd and authenticate my identity through the Aadhaar Authentication system (Aadhaar based e-KYC services of UIDAI) in accordance with the provisions of the Aadhaar (Targeted Delivery of Financial and other Subsidies, Benefits and Services) Act, 2016 and the allied rules and regulations notified thereunder and for no other purpose.

2. Authenticate my Aadhaar / Virtual ID through OTP or Biometric for authenticating my identity through the Aadhaar Authentication system for obtaining my e-KYC through Aadhaar based e-KYC services of UIDAI and use my Photo and Demographic details (Name, Gender, Date of Birth and Address) for the purpose of eSigning the digital document(s) and digital Account Opening Form(s) to open (a.) Stock Trading (b.) DEMAT, (c.) Currency, (d.) Commodity, (e.) Mutual Fund, (f.) Portfolio Management Service Account for any one or combination of these, for/with Shah Investors Home Ltd.

3. I understand that Security and confidentiality of personal identity data provided, for the purpose of Aadhaar based authentication is ensured by NSDL e-Gov and the data will be stored by NSDL e-Gov till such time as mentioned in guidelines from UIDAI from time to time.

Enter OTP

Enter OTP here

Verify OTP

Cancel

Success! otp sent on registered mobile/email id.

[Click Here](#) to generate Virtual ID.

[Download Instructions](#) to generate Virtual ID in lieu of Aadhaar.

NSDL E-Sign



NSDL Electronic Signature Service

ASP Name	Shah Investors Home Ltd
Transaction ID	CRM_AOF_FH_811-20210611152245
Date & Time	2021-06-11T15:22:51

☒ I hereby authorize NSDL e-Governance Infrastructure Limited (NSDL e-Gov) to -

1. Use my Aadhaar / Virtual ID details (as applicable) for the purpose of eSigning the digital document(s) and digital Account Opening Form(s) to open (a.) Stock Trading (b.) DEMAT, (c.) Currency, (d.) Commodity, (e.) Mutual Fund, (f.) Portfolio Management Service Account for any one or combination of these, for/with Shah Investors Home Ltd and authenticate my identity through the Aadhaar Authentication system (Aadhaar based e-KYC services of UIDAI) in accordance with the provisions of the Aadhaar (Targeted Delivery of Financial and other Subsidies, Benefits and Services) Act, 2016 and the allied rules and regulations notified thereunder and for no other purpose.

2. Authenticate my Aadhaar / Virtual ID through OTP or Biometric for authenticating my identity through the Aadhaar Authentication system for obtaining my e-KYC through Aadhaar based e-KYC services of UIDAI and use my Photo and Demographic details (Name, Gender, Date of Birth and Address) for the purpose of eSigning the digital document(s) and digital Account Opening Form(s) to open (a.) Stock Trading (b.) DEMAT, (c.) Currency, (d.) Commodity, (e.) Mutual Fund, (f.) Portfolio Management Service Account for any one or combination of these, for/with Shah Investors Home Ltd.

3. I understand that Security and confidentiality of personal identity data provided, for the purpose of Aadhaar based authentication is ensured by NSDL e-Gov and the data will be stored by NSDL e-Gov till such time as mentioned in guidelines from UIDAI from time to time.

Enter OTP

Enter OTP here

Verify OTP

Cancel

Success! otp sent on registered mobile/email id.

[Click Here](#) to generate Virtual ID.

[Download Instructions](#) to generate Virtual ID in lieu of Aadhaar.

Account Opened Successfully

Success

Token: 811.zip

Transaction ID:CB7CAC9717C1408B8B85659F75407205


[Download Signed File](#)


Ready to ride through the journey of investments &
wealth creation


In case the server or internet get disconnected in-between


Zero Account Opening Charges*


LIMITED PERIOD OFFER


 First Name *

 Mobile *

 Mobile Relationship *

 Email *


 Email Relationship *

 City *

☐ If you have a Branch or Group Code?

OPEN AN ACCOUNT

RESUME APPLICATION

Enter Mobile No to Resume Application 

Mobile *

CONTINUE

Click Resume Application and enter your mobile number

Remember

- ▶ Online Account Opening Facility is currently **available across India for Individual Account Opening only**
- ▶ For **Individual Joint Holder, NRI and non-individual Account opening**, an investor will have to visit **the nearest branch and follow the existing system.**
- ▶ For using the online account opening facility, **ensure that your Aadhar Number is linked to your mobile number.**
- ▶ During the entire account opening process, the information will be saved whenever you complete a step and click next.
- ▶ **After completing the Account Opening Process, the client will receive an email with the pre-filled copy of Power of Attorney, Auto Debit Instructions and an unfilled Nomination form.**
- ▶ **The client will need to sign the Power of Attorney, Auto Debit Instructions and fill the Nomination Form and send it across to the nearest SIHL Agent or Branch.**
- ▶ Note: Verification may not be possible for some co-operative bank a/cs.
- ▶ Helpdesk number 079 68226822